

Features


- Small SOD-323 Package
- Bi-directional Configurations
- Peak Power Dissipation 100W @ 8 x 20 us Pulse
- Low Leakage
- Ultralow Capacitance 0.5pF
- Fast Response Time < 5 ns
- Protects One Power or I/O Port
- ESD Protection to IEC 61000-4-2 Level 4, 15KV(Air), 8KV(Contact)
- EFT Protection to IEC 61000-4-4 Level 4, 30A
- 16KV Human Body Model ESD Requirements
- RoHS Compliant in Lead-Free Versions



SOD-323

Applications

- Cell Phone Handsets and Accessories
- Microprocessor Based Equipment
- Personal Digital Assistant (PDA)
- Notebooks, Desktops, and Servers
- Portable Instrumentation
- USB Interface



Absolute Maximum Ratings

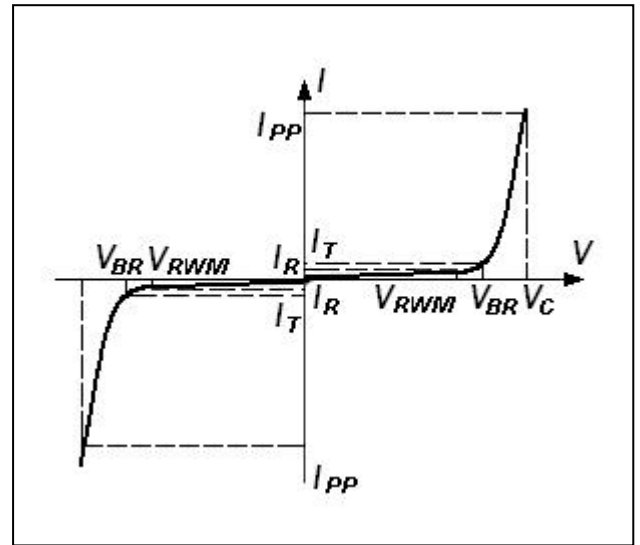
Parameter	Symbol	Value	Units
Peak Pulse Power Dissipation (Note 1.) @ $T_L = 25^\circ\text{C}$	P_{PK}	200	W
Peak Pulse Current (Note 1.) @ $T_L = 25^\circ\text{C}$	I_{PP}	3	A
IEC 61000-4-2 (ESD)	Air	± 15	KV
	CONTACT	± 8.0	KV
IEC 61000-4-4 (EFT)		30	A
ESD Voltage Per Human Body Model	V_{PP}	16	KV
Storage Temperature Range	T_{STG}	-55 to 150	$^\circ\text{C}$
Operating Junction Temperature Range	T_J	-55 to 150	$^\circ\text{C}$

1. 8 X 20 us, non-repetitive

Electrical Characteristics

Ratings at 25°C ambient temperature unless otherwise specified.

Symbol	Parameter
I _{PP}	Maximum Reverse Peak Pulse Current
V _C	Clamping Voltage @ I _{PP}
V _{RWM}	Working Peak Reverse Voltage
I _R	Maximum Reverse Leakage Current @ V _{RWM}
I _T	Test Current
V _{BR}	Breakdown Voltage @ I _T



Electrical Characteristics Ratings at 25°C ambient temperature unless otherwise specified.

Parameter	Symbol	Min	Typ	Max	Unit
Reverse Working Voltage	V _{RWM}			5	V
Breakdown Voltage @ I _T =1mA	V _{BR}	6			V
Reverse Leakage Current @ V _{RWM} =5V	I _R			0.5	uA
Clamping Voltage @ I _{pp} =1A (8/20)	V _C			15	V
Clamping Voltage @ I _{pp} =3A (8/20)	V _C			26	V
Junction Capacitance @ V _R =0V f=1MHz	C _J		0.35	0.5	pF

*Surge current waveform per Figure 1.

2. V_{BR} is measured with a pulse test current I_T at an ambient temperature of 25°C

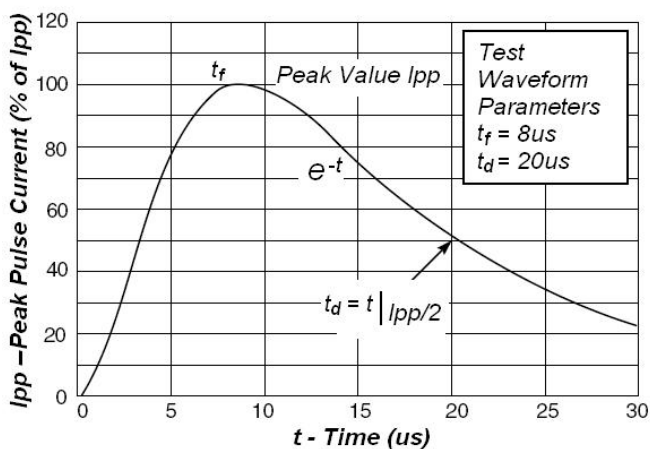


Fig1. Pulse Waveform

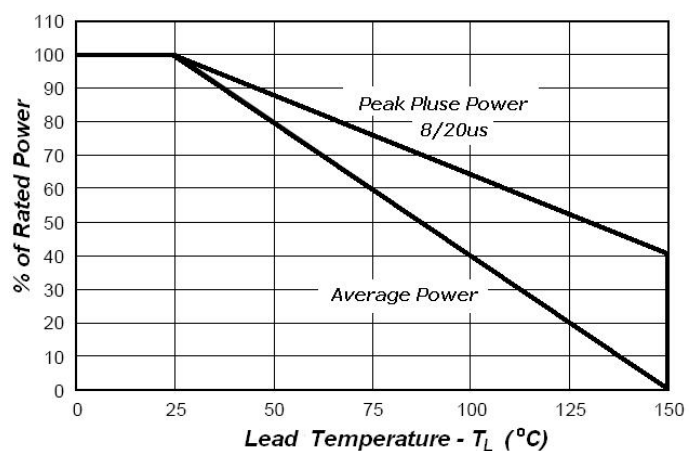


Fig2. Power Derating

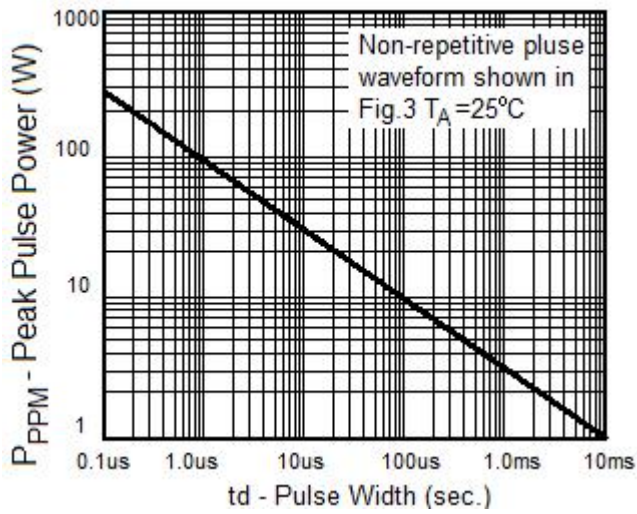
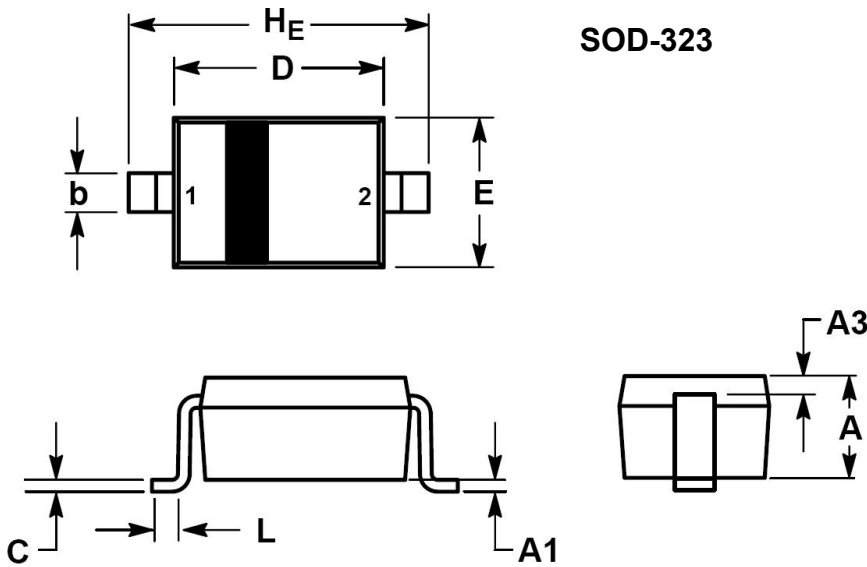


Fig3. Peak Pulse Power vs Pulse Time

Package Dimensions

SOD-323



Dim	Millimeters			Inches		
	MIN	NOM	MAX	MIN	NOM	MAX
A	0.80	0.90	1.00	0.031	0.035	0.040
A1	0.00	0.05	0.10	0.000	0.002	0.004
A3	0.15 REF			0.006 REF		
b	0.25	0.32	0.4	0.010	0.012	0.016
C	0.080	0.12	0.177	0.003	0.005	0.007
D	1.60	1.70	1.80	0.063	0.066	0.071
E	1.15	1.25	1.40	0.045	0.049	0.055
L	0.08			0.003		
HE	2.30	2.50	2.70	0.090	0.098	0.106

单击下面可查看定价，库存，交付和生命周期等信息

[>>KUU\(永裕泰\)](#)