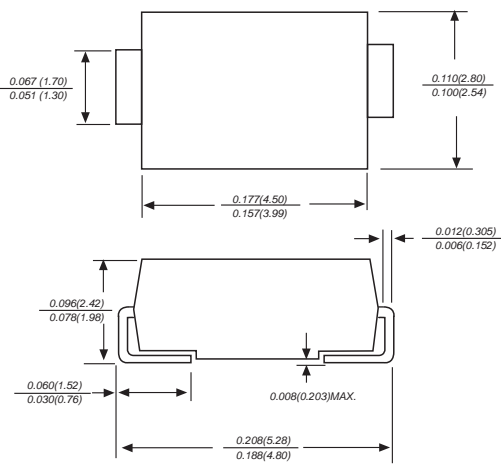


<p style="text-align: center;">DO-214AC/SMA</p>  <p style="text-align: center; font-size: small;">Dimensions in inches and (millimeters)</p>	<p style="text-align: center;">FEATURES</p> <ul style="list-style-type: none"> ◆ The plastic package carries Underwriters Laboratory Flammability Classification 94V-0 ◆ For surface mounted applications ◆ Low reverse leakage ◆ Built-in strain relief, ideal for automated placement ◆ High forward surge current capability ◆ High temperature soldering guaranteed: 250°C/10 seconds at terminals
<p style="text-align: center;">MECHANICAL DATA</p> <p>Case: JEDEC DO-214AC molded plastic body Terminals: leads solderable per MIL-STD-750, Method 2026 Polarity: Color band denotes cathode end Mounting Position: Any Weight: 0.002 ounce, 0.07 grams</p>	

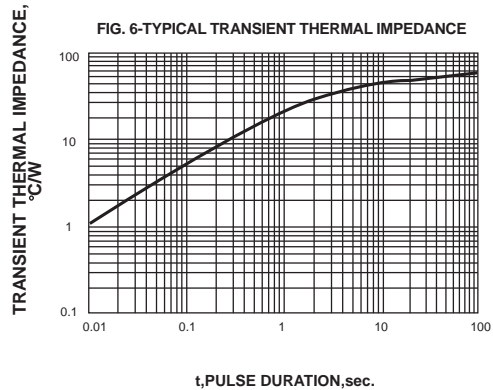
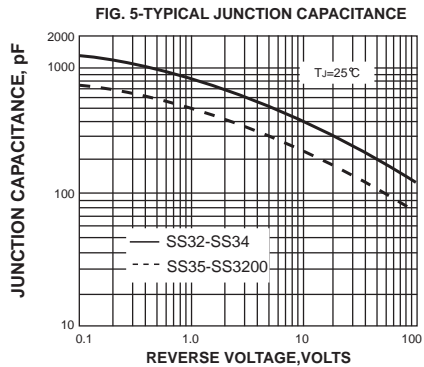
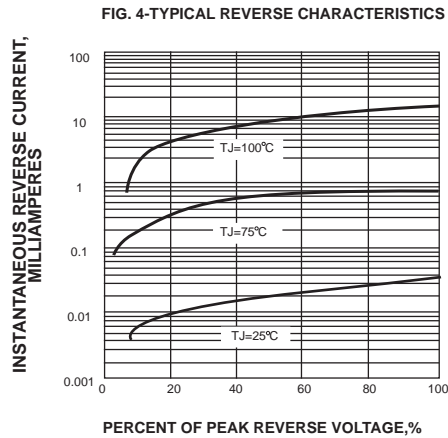
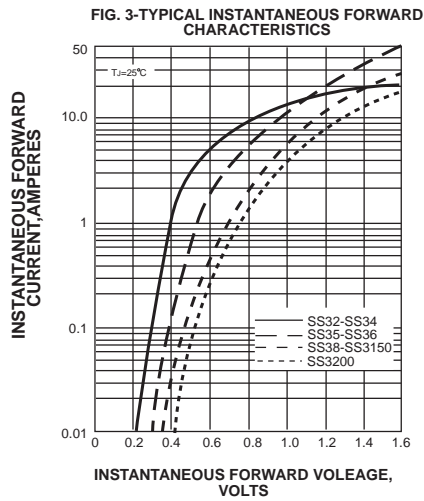
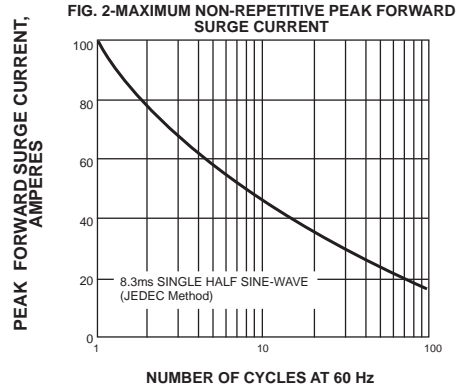
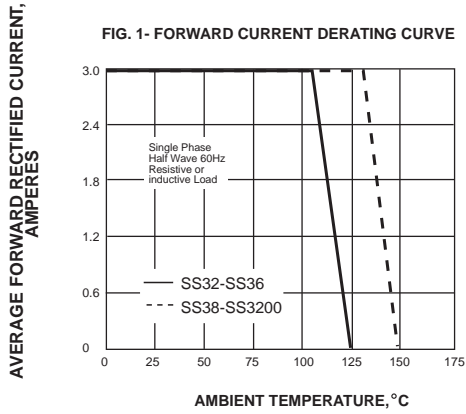
MAXIMUM RATINGS AND ELECTRICAL CHARACTERISTICS

Ratings at 25°C ambient temperature unless otherwise specified.
 Single phase half-wave 60Hz, resistive or inductive load, for capacitive load current derate by 20%.

Catalog Number	SYMBOLS	SS32	SS33	SS34	SS35	SS36	SS38	SS310	SS3150	SS3200	UNITS	
Maximum repetitive peak reverse voltage	V_{RRM}	20	30	40	50	60	80	100	150	200	VOLTS	
Maximum RMS voltage	V_{RMS}	14	21	28	35	42	56	70	105	150	VOLTS	
Maximum DC blocking voltage	V_{DC}	20	30	40	50	60	80	100	150	200	VOLTS	
Maximum average forward rectified current at T_L (see fig. 1)	$I_{(AV)}$	3.0									Amps	
Peak forward surge current 8.3ms single half sine-wave superimposed on rated load (JEDEC Method)	I_{FSM}	100.0									Amps	
Maximum instantaneous forward voltage at 3.0A	V_F	0.55		0.70		0.85		0.95		Volts		
Maximum DC reverse current at rated DC blocking voltage	I_R	0.5						0.2		mA		
		20			10			2.0				
Typical junction capacitance (NOTE 1)	C_J	500			300			pF				
Typical thermal resistance (NOTE 2)	$R_{\theta JA}$	55.0									°C/W	
Operating junction temperature range	T_J	-65 to +125					-65 to +150					°C
Storage temperature range	T_{STG}	-65 to +150										°C

Note: 1. Measured at 1MHz and applied reverse voltage of 4.0V D.C.
 2. P.C.B. mounted with 0.2x0.2" (5.0x5.0mm) copper pad areas

RATINGS AND CHARACTERISTIC CURVES SS32 THRU SS3200



单击下面可查看定价，库存，交付和生命周期等信息

[>>KUU\(永裕泰\)](#)