


CMOS/ 1.8V, 2.5V, 3.3V/ 5.0×3.2mm



RoHS Compliant

Features

- Wide operating voltage range 1.6 to 3.3V
- ±25×10⁻⁶ available
- Highly reliable with seam welding
- Miniature ceramic package
- CMOS output

How to Order

KC5032A 100.000 C 1 0 E 00
① ② ③ ④ ⑤ ⑥ ⑦

- ① Type (5.0×3.2mm SMD)
- ② Output Frequency
- ③ Output Type (CMOS)
- ④ Supply Voltage (1.8V, 2.5V, 3.3V Compatible)
- ⑤ Frequency Tolerance (See Table 1)
- ⑥ Symmetry/ INH Function (45/ 55%, Stand-by)
- ⑦ Customer Special Model Suffix (STD Specification is "00")

Packaging (Tape & Reel 1000 pcs./ reel)

Table 1

Freq. Tol. Code	Freq. Tol. × 10 ⁻⁶	Operating Temperature Range (°C)	Note
0	± 50	-10 to +70	Standard specifications
S	± 30		
U	± 25		
F	±100	-40 to +85	With only certain frequencies
G	± 50		
6	± 50	-40 to +105	

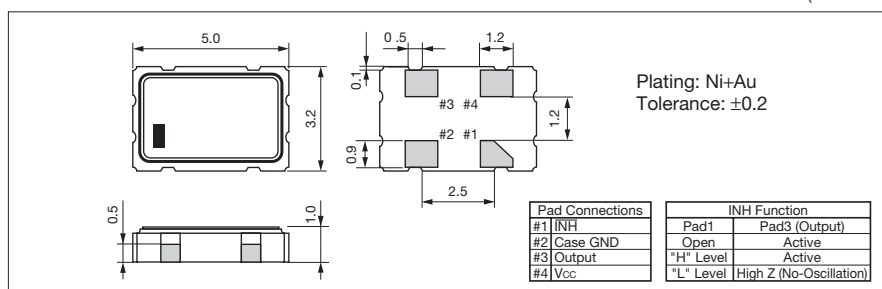
Specifications

Item	Symbol	Conditions	Min.	Max.	Units	
Output Frequency Range	fo	fo>50MHz	50	135	MHz	
Frequency Tolerance	f _{tol}	Initial tolerance, Operating temperature range, Rated power supply voltage change, Load change, Aging (1 year @25°C), Shock and vibration	Op. Temp.: -40 to +85°C	-100	+100	×10 ⁻⁶
			Op. Temp.: -10 to +70°C/ -40 to +85°C/ -40 to +105°C	-50	+50	
			Op. Temp.: -10 to +70°C	-30	+30	
			Op. Temp.: -10 to +70°C	-25	+25	
Storage Temperature Range	T _{stg}		-55	+125	°C	
Operating Temperature Range	T _{use}		-40	+105	°C	
Max. Supply Voltage	—		-0.3	+4.0	V	
Supply Voltage	V _{cc}		+1.6	+3.63	V	
Current Consumption (Loaded) (1.6<V _{cc} ≤2.0V)	I _{cc}	50<fo≤85MHz	—	10	mA	
		85<fo≤105MHz	—	15		
		105<fo≤135MHz	—	16		
Current Consumption (Loaded) (2.0<V _{cc} ≤2.8V)	I _{cc}	50<fo≤85MHz	—	14		
		85<fo≤105MHz	—	17		
		105<fo≤135MHz	—	18		
Current Consumption (Loaded) (2.8<V _{cc} ≤3.63V)	I _{cc}	50<fo≤85MHz	—	17		
		85<fo≤105MHz	—	19		
		105<fo≤135MHz	—	22		
Stand-by Current	I _{std}		—	10	μA	
Symmetry	SYM	@50% V _{cc}	45	55	%	
Rise/ Fall Time (10% V _{cc} to 90% V _{cc} Maximum Loaded)	tr/ tf	1.6<V _{cc} ≤2V	—	3.5	ns	
		2<V _{cc} ≤2.8V	—	3.0		
		2.8<V _{cc} ≤3.63V	—	2.5		
Low Level Output Voltage	V _{OL}		—	10% V _{cc}	V	
High Level Output Voltage	V _{OH}		90% V _{cc}	—	V	
Output Load	L _{CMOS}	1.6<V _{cc} ≤3.63V	—	15	pF	
Input Voltage Range	V _{IN}		0	V _{cc}	V	
Low Level Input Voltage	V _{IL}		—	30% V _{cc}	V	
High Level Input Voltage	V _{IH}		70% V _{cc}	—	V	
Disable Time	t _{dis}		—	150	ns	
Enable Time	t _{ena}		—	5	ms	
Start-up Time	t _{str}	@Minimum operating voltage to be 0 sec.	—	10	ms	
1 Sigma Jitter	J _{Sigma}	Measured with Wavecrest SIA-3000	50<fo≤100MHz	—	5	ps
			100<fo≤135MHz	—	4	
Peak to Peak Jitter	J _{PK-PK}	Measured with Wavecrest SIA-3000	50<fo≤100MHz	—	40	ps
			100<fo≤135MHz	—	30	

Note: All electrical characteristics are defined at the maximum load and operating temperature range. Please contact us for inquiry about operating temperature range, available frequencies and other conditions.

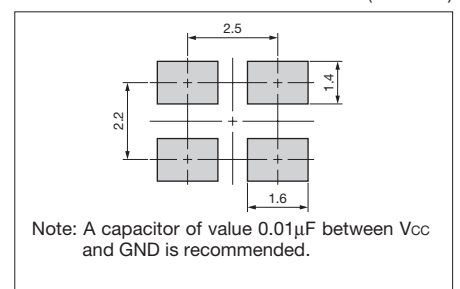
Dimensions

(Unit: mm)



Recommended Land Pattern

(Unit: mm)



单击下面可查看定价，库存，交付和生命周期等信息

[>>Kyocera\(京瓷\)](#)