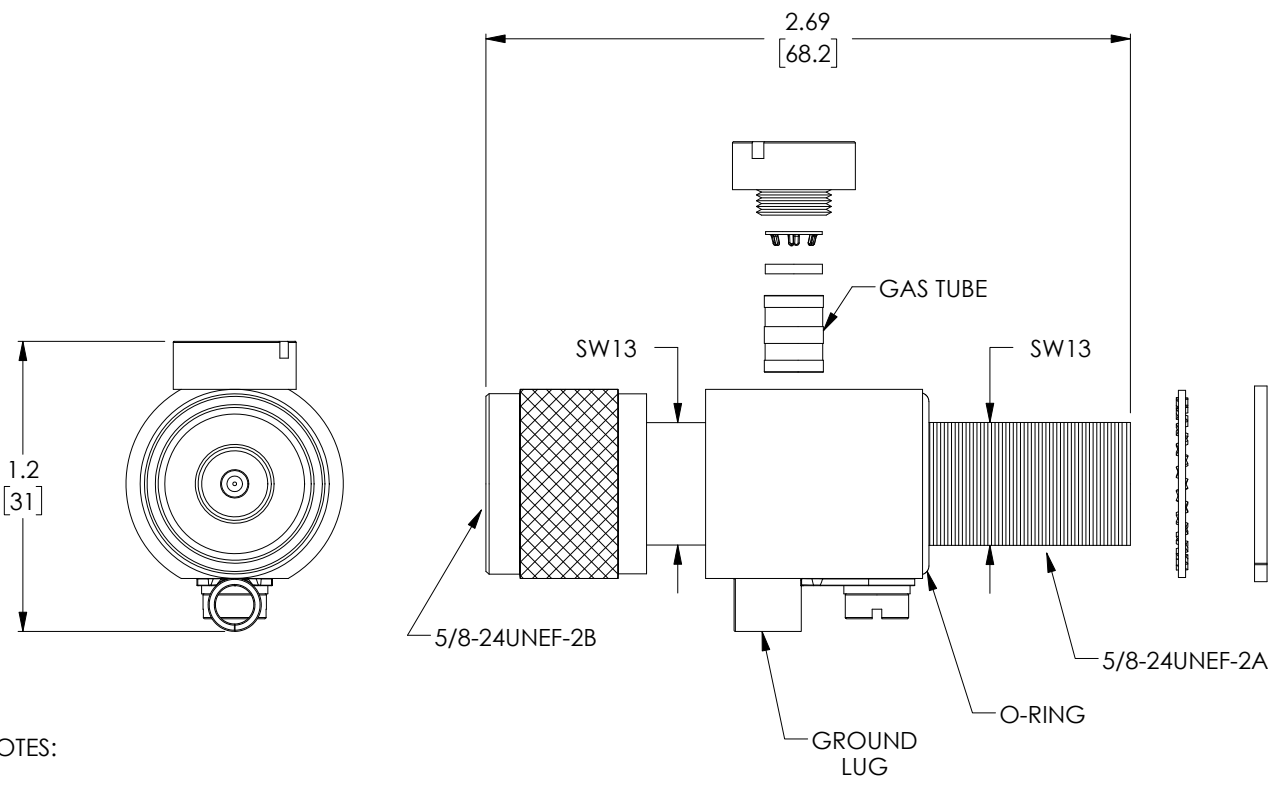
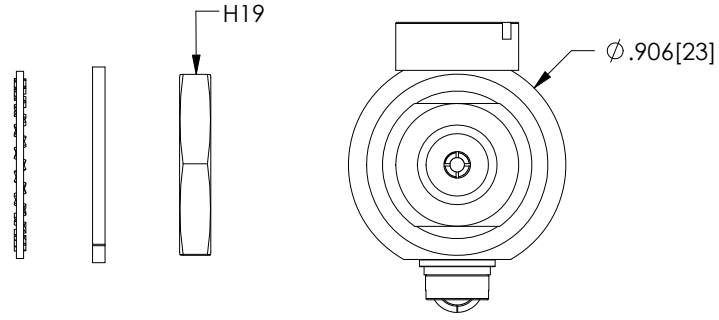
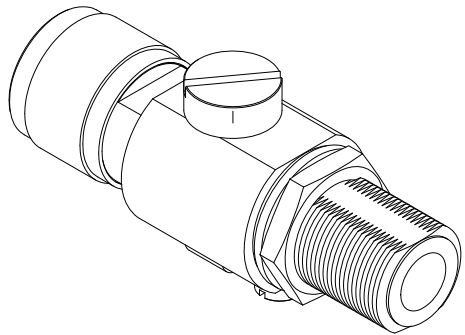


THE INFORMATION CONTAINED IN THIS DRAWING IS THE SOLE PROPERTY OF L-COM, INC. ANY REPRODUCTION IN PART OR WHOLE WITHOUT THE WRITTEN PERMISSION OF L-COM, INC. IS PROHIBITED.

DESCRIPTION	MATERIAL	FINISH
SHELL / BODY	BRASS	NICKEL
CENTER CONTACT	PHOS.BRONZE/BER.	GOLD
LINING PARTS	BRASS	NICKEL
O-RING	RUBBER	-
INSULATOR	TEFLON	-
FERRULE	BRASS	NICKEL

REVISIONS			
REV	DESCRIPTION	DATE	APPROVED
A	INITIAL RELEASE	11/04/2015	BPUCHASKI
B	ECN 9475: REVISED GAS TUBE BREAKDOWN FROM 90V TO 180 V	10/25/2018	DFRISIELLO



NOTES:

**ELECTRICAL:**

IMPEDANCE: 50 OHMS  
FREQUENCY RANGE: 0 - 6GHz  
VSWR: 1:1.2 MAX (0-6GHz)  
INSERTION LOSS: 0.6 dB MAX (0-6GHz)  
GAS TUBE BREAKDOWN VOLTAGE: 180V  $\pm$  20%


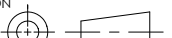
**MISCELLANEOUS:**

COMPONENTS SHALL BE INDIVIDUALLY PACKAGED IN ACCORDANCE WITH L-COM SPECIFICATIONS PKG-00064.

ALL DIMENSIONS ARE FOR REFERENCE ONLY.

**REGULATORY COMPLIANCE:**

CE2011/65/EU(RoHS DIRECTIVE)

UNLESS OTHERWISE SPECIFIED, DIMENSIONS ARE IN INCHES [mm]  OVERALL CABLE LENGTH TOLERANCE: ≤12 [305] = +1 [25] / -0 >12 [305] ≤60 [1524] = +2 [51] / -0 >60 [1524] ≤120 [3048] = +4 [102] / -0 >120 [3048] ≤300 [7620] = +6 [152] / -0 >300 [7620] = +5% / -0%  ALL OTHER DIMENSIONAL TOLERANCES: X = ± .2 [5.08] XX = ± .02 [51] XXX = ± .005 [13]	APPROVALS	DATE	<div><div>50 HIGH STREET NORTH ANDOVER, MA 01845</div></div>		
	DRAWN BY BPUCHASKI	11/03/2015			
	CHECKED BY K.BURGNER	11/03/2015			
	APPROVED BY K.BURGNER	11/03/2015			
	CONFIGURATION DETAILS OF UNDIMENSIONED FEATURES MAY VARY		CATEGORY  LIGHTNING PROTECTOR		
			PRODUCT DESCRIPTION  LP,N-MALE TO N-FEMALE BULKHEAD 0-6GHz		
PROJECTION 	COLOR VARIATIONS MAY OCCUR	SIZE <b>A</b>	FSCM NO. <b>43321</b>	DWG. NO. <b>AL6-NMNFBW-9</b>	REV. <b>B</b>
		SCALE: NONE	CAD FILE: AL6-NMNFBW-9.SLDDRW	SHEET 1 OF 1	

单击下面可查看定价，库存，交付和生命周期等信息

[>>L-COM\(诺通\)](#)