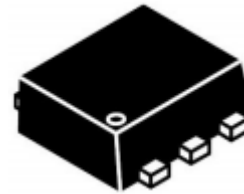


### Features

- Ultra low leakage: nA level
- Operating voltage: 5V
- Low clamping voltage
- Complies with following standards:
  - IEC 61000-4-2 (ESD) immunity test
    - Air discharge:  $\pm 25\text{kV}$
    - Contact discharge:  $\pm 15\text{kV}$
  - IEC61000-4-4 (EFT) 40A (5/50ns)

RoHS Compliant

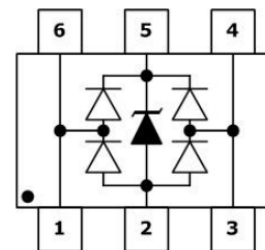
### Dimensions SOT-563



### Applications

- Ethernet Interface
- Switchin Systems
- Access Equipment
- Central Of fice Equipment
- Customer Premise Equipment
- Microcontroller Input Protection

### Pin Configuration



### Mechanical Characteristics

- Package: SOT-563
- Lead Finish: Lead Free
- UL Flammability Classification Rating 94V-0
- Quantity Per Reel:4,000pcs
- Reel Size:7inch

### Absolute Maximum Ratings (Tamb=25°C unless otherwise specified)

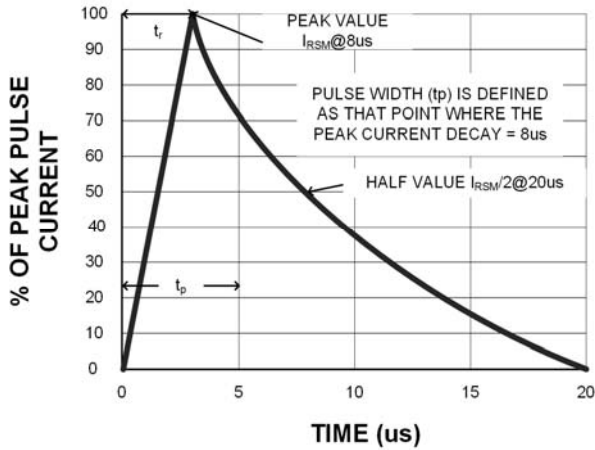
Parameter	Symbol	Value	Unit
Peak Pulse Power (8/20 $\mu\text{s}$ )	Ppp	125	W
ESD per IEC 61000-4-2 (Air)	V <sub>ESD</sub>	$\pm 25$	Kv
ESD per IEC 61000-4-2 (Contact)		$\pm 15$	
Operating Temperature Range	T <sub>J</sub>	-55 to +125	°C
Storage Temperature Range	T <sub>STJ</sub>	-55 to +150	°C

## Electrical Characteristics (TA=25°C unless otherwise specified)

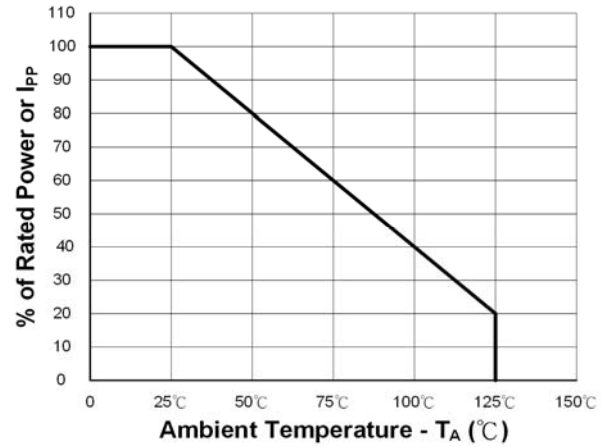
Part Number	Device Marking	V <sub>RWM</sub> (V)	V <sub>BR</sub> (V)	I <sub>T</sub> (mA)	V <sub>C</sub> @1A	V <sub>C</sub>		I <sub>R</sub> μA (Max)	C (Pf) (Typ.)
						(Max)	(@A)		
ULC0502A	2A	5	6	1	9.8	18	7	1	1

TYPIC CHARACTERISTICS

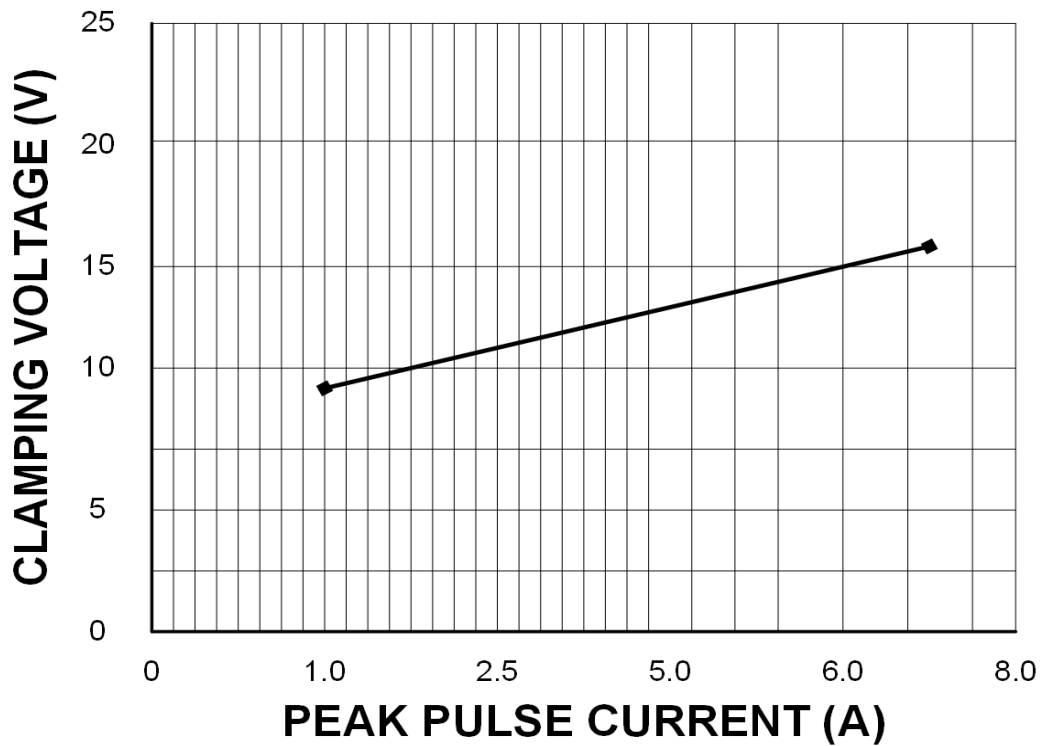
8 x 20  $\mu$ s Waveform



Power Derating Curve

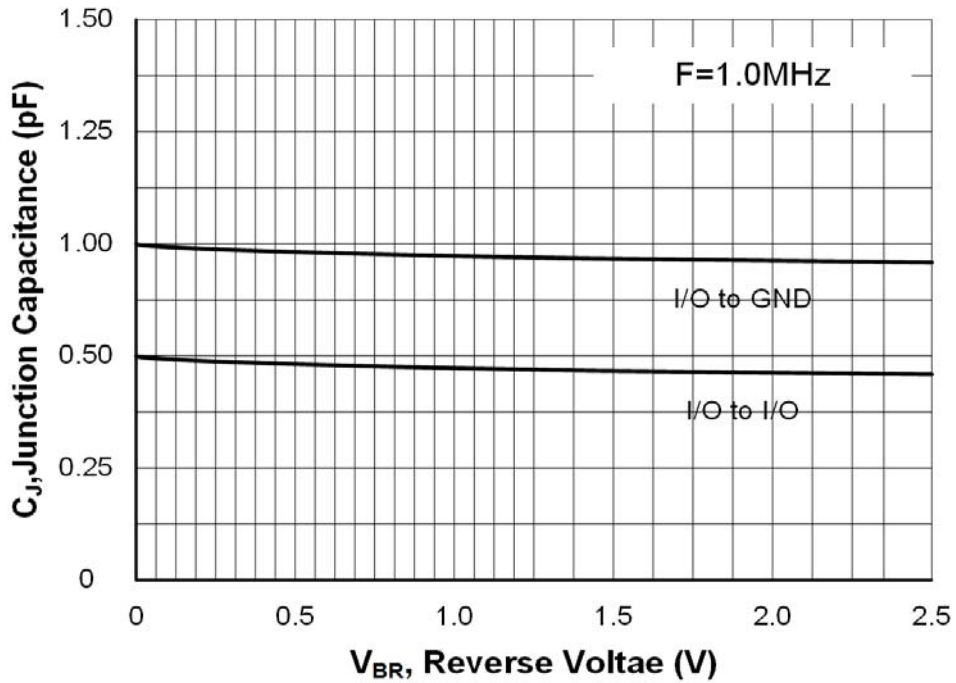


Clamping Voltage vs. Peak Pulse Current ( $t_p=8/20\mu s$ )

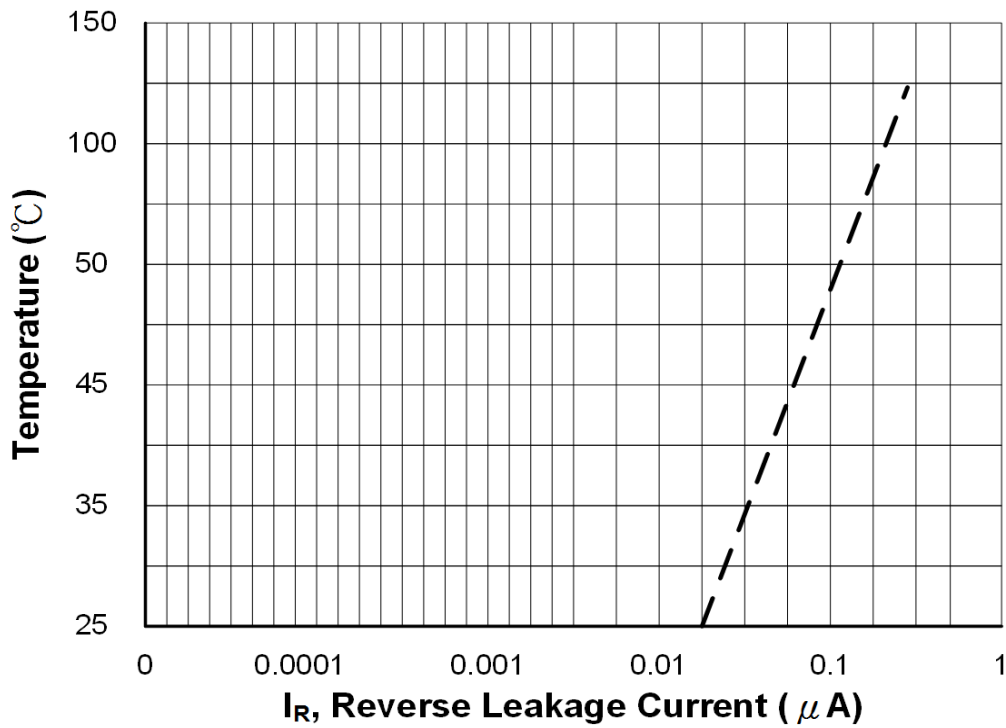


TYPIC CHARACTERISTICS

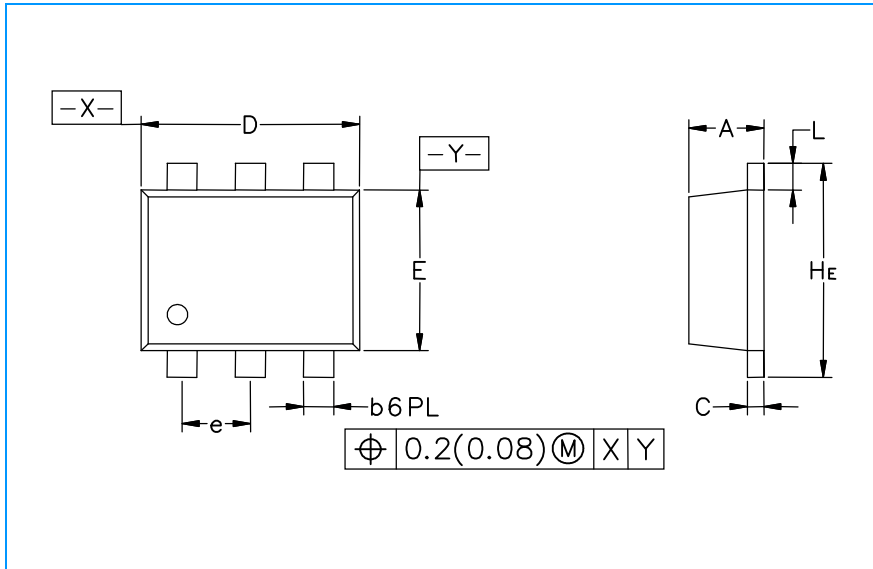
Typic Capacitance vs. Reverse Voltage



Typic Reverse Leakage vs. Temperature

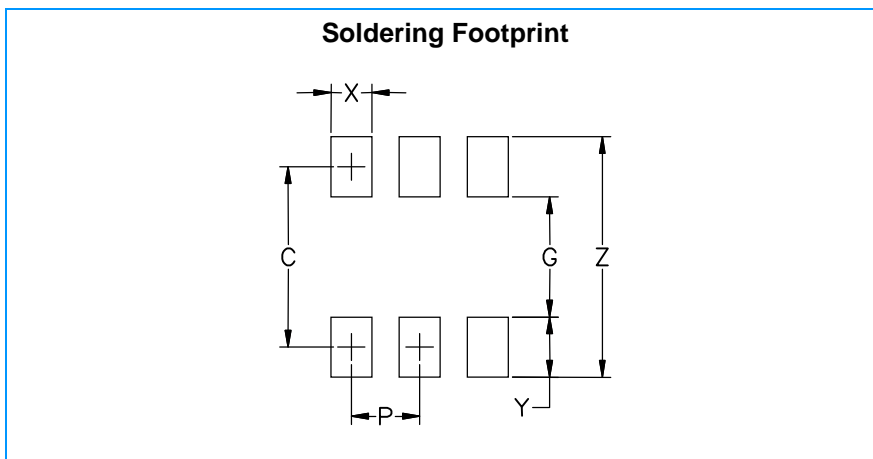


## SOT-563 Package Outline & Dimensions



Symbol	Inches			Millimeters		
	Min.	Nom.	Max.	Min.	Nom.	Max.
A	0.020	0.021	0.023	0.50	0.55	0.60
b	0.007	0.009	0.011	0.17	0.22	0.27
C	0.003	0.005	0.007	0.08	0.12	0.18
D	0.059	0.062	0.066	1.50	1.60	1.70
E	0.043	0.047	0.051	1.10	1.20	1.30
e	0.02 BSC			0.5 BSC		
L	0.004	0.008	0.012	0.10	0.20	0.30
H <sub>E</sub>	0.059	0.062	0.067	1.50	1.60	1.70

### Soldering Footprint



Symbol	Inches	Millimeters
C	0.0531	1.35
G	0.0354	0.90
P	0.0197	0.50
X	0.0118	0.30
Y	0.0177	0.45
Z	0.0709	1.80

单击下面可查看定价，库存，交付和生命周期等信息

[>>Leiditech\(雷卯电子\)](#)