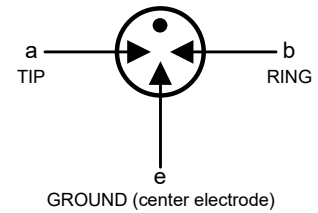


Features

- Stable breakdown voltage
- High insulation resistance
- High current rating
- Low capacitance ($\leq 2\text{pF}$)
- Stable performance over life
- Large absorbing transient current capability
- Fast response time
- RoHS compliant
- Standard Size: 6.0mm*8.5mm
- Meets MSL level 1, per J-STD-020
- Storage and operating temperature: $-40^{\circ}\text{C} \sim +90^{\circ}\text{C}$

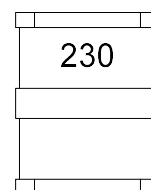
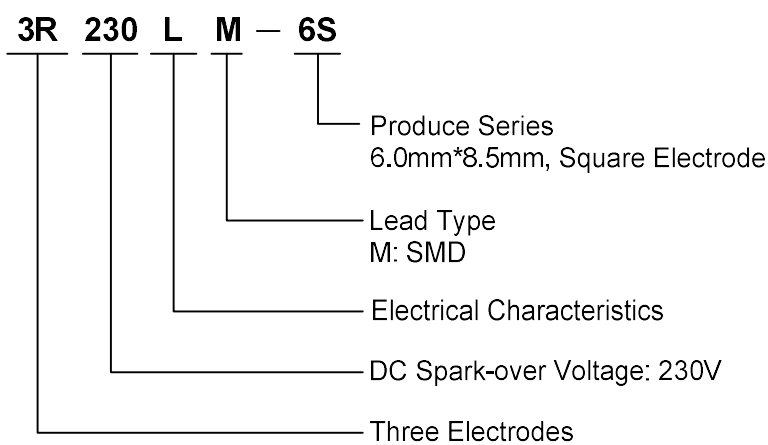
GDT Graphical Symbol



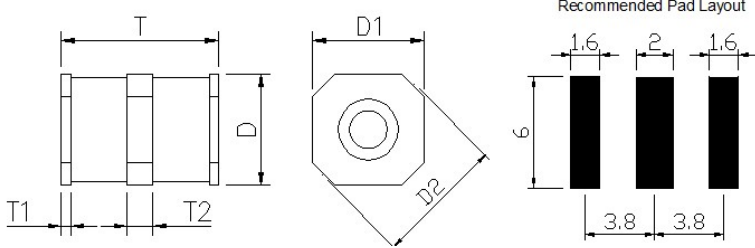
Applications

- Repeaters, Modems
- Subscriber protection
- Telephone Interface, Line cards
- Data communication equipment
- Line test equipment
- Branch exchange
- Subscriber protection
- Alarm system
- Tuner
- Antenna protection

Part Number Code and Marking



Dimensions

	Symbol	Dimensions(mm)
	D	6.0±0.2
	D1	6.0±0.2
	D2	7.0±0.2
	T	8.5±0.5
	T1	0.5±0.1
	T2	1.5±0.2

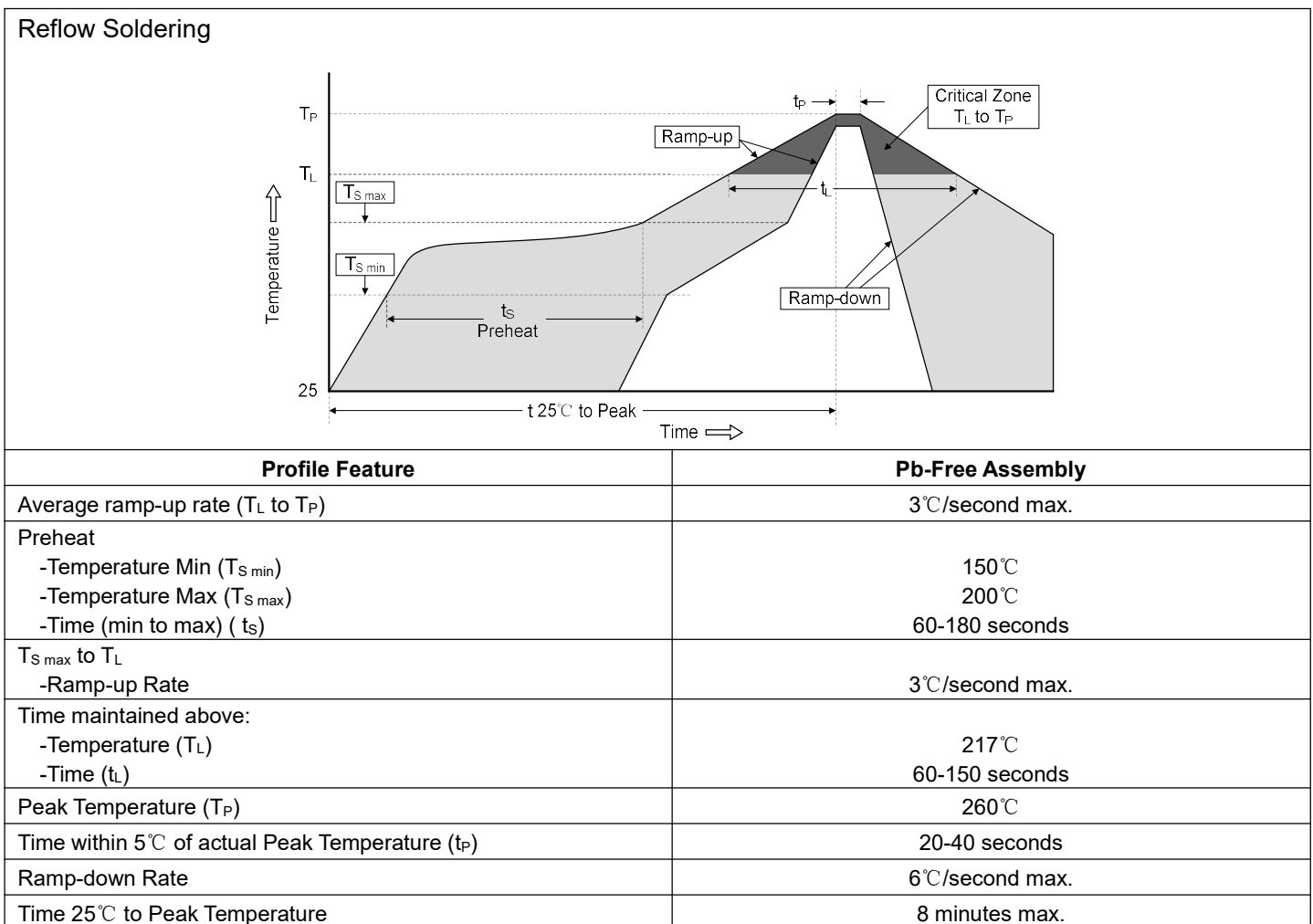
Electrical Characteristics (T_A=25°C)

Part Number	Marking	DC Spark-over Voltage	Maximum Impulse Spark-over Voltage	Nominal Impulse Discharge Current	Alternating Discharge Current	Impulse Life	Minimum Insulation Resistance		Maximum Capacitance
		100V/s	1000V/μs	8/20μs, 10 times	50Hz, 1sec	10/1000μs, 100A	Test Voltage	GΩ	1MHz
3R075LM-6S	075	75V±20%	700V	5KA	5A	300 times	25VDC	1	2pF
3R090LM-6S	090	90V±20%	700V	5KA	5A	300 times	50VDC	1	2pF
3R150LM-6S	150	150V±20%	700V	5KA	5A	300 times	100VDC	1	2pF
3R230LM-6S	230	230V±20%	700V	5KA	5A	300 times	100VDC	1	2pF
3R250LM-6S	250	250V±20%	700V	5KA	5A	300 times	100VDC	1	2pF
3R300LM-6S	300	300V±20%	800V	5KA	5A	300 times	100VDC	1	2pF
3R350LM-6S	350	350V±20%	900V	5KA	5A	300 times	100VDC	1	2pF
3R400LM-6S	400	400V±20%	1000V	5KA	5A	300 times	250VDC	1	2pF
3R470LM-6S	470	470V±20%	1100V	5KA	5A	300 times	250VDC	1	2pF
3R600LM-6S	600	600V±20%	1300V	5KA	5A	300 times	250VDC	1	2pF
3R075MM-6S	075M	75V±20%	700V	10KA	10A	300 times	25VDC	1	2pF
3R090MM-6S	090M	90V±20%	700V	10KA	10A	300 times	50VDC	1	2pF
3R150MM-6S	150M	150V±20%	700V	10KA	10A	300 times	100VDC	1	2pF
3R230MM-6S	230M	230V±20%	700V	10KA	10A	300 times	100VDC	1	2pF
3R250MM-6S	250M	250V±20%	700V	10KA	10A	300 times	100VDC	1	2pF
3R300MM-6S	300M	300V±20%	800V	10KA	10A	300 times	100VDC	1	2pF
3R350MM-6S	350M	350V±20%	900V	10KA	10A	300 times	100VDC	1	2pF
3R400MM-6S	400M	400V±20%	1000V	10KA	10A	300 times	250VDC	1	2pF
3R470MM-6S	470M	470V±20%	1100V	10KA	10A	300 times	250VDC	1	2pF
3R600MM-6S	600M	600V±20%	1300V	10KA	10A	300 times	250VDC	1	2pF

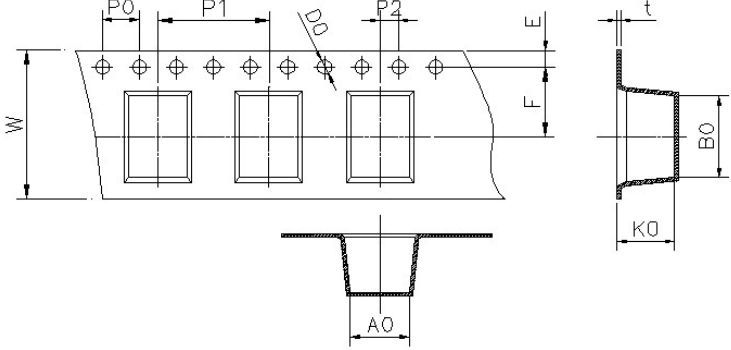
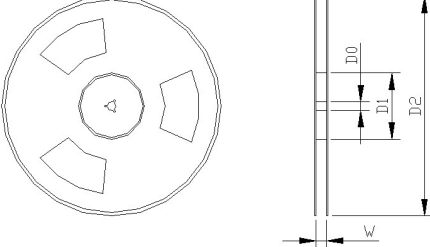
Test Methods and Results

Items	Test Method	Standard
DC Spark-over Voltage	measured with voltage ramp $dv/dt=100V/s$.	To meet the specified value
Maximum Impulse Spark-over Voltage	measured with voltage ramp $dv/dt=1000V/\mu s$.	
Impulse Discharge Current	applied through center electrode with $8/20\mu s$ waveform, for 10 times with 3min interval time, which will be equally divided between each side electrode to center electrode, without causing the DC breakdown voltage to change more than 25% from its initial measured value.	
Alternating Discharge Current	Rated RMS value of AC current at 50Hz, 1 sec. for 10 times with interval time 3 min. DC spark-over voltage shall not change more than $\pm 25\%$ from its initial value. Test is between each side electrode and center electrode.	
Insulation Resistance	measured between each side electrodes and center electrode.	
Capacitance	measured between each side electrodes and center electrode. Test frequency: 1MHz	

Soldering Parameters



Packaging Specification

Tape	Symbol	Dimension (mm)	
	W	16.0±0.2	
	P0	4.0±0.1	
	P1	12.0±0.2	
	P2	4.0±0.1	
	D0	1.55±0.1	
	E	1.75±0.1	
	F	7.5±0.1	
	A0	6.35±0.1	
	K0	6.3±0.1	
	B0	8.8±0.1	
	t0	0.5±0.1	
	<p data-bbox="87 1070 151 1102">Reel</p> 	D0	13.3±1.0
		D1	100.0±2.0
		D2	330.0±2.0
W		16.5±0.5	
Quantity: 800pcs			

单击下面可查看定价，库存，交付和生命周期等信息

[>>Liown\(里阳半导体\)](#)