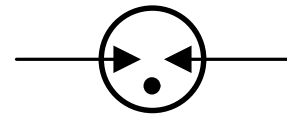


Features

- Stable breakdown voltage
- High insulation resistance
- High current rating
- Low capacitance ($\leq 1\text{pF}$)
- Stable performance over life
- Large absorbing transient current capability
- Fast response time
- RoHS compliant
- Standard Size: 4.2mm*6.2mm*6.2mm
- Meets MSL level 1, per J-STD-020
- Storage and operating temperature: $-40^{\circ}\text{C} \sim +90^{\circ}\text{C}$

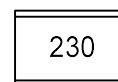
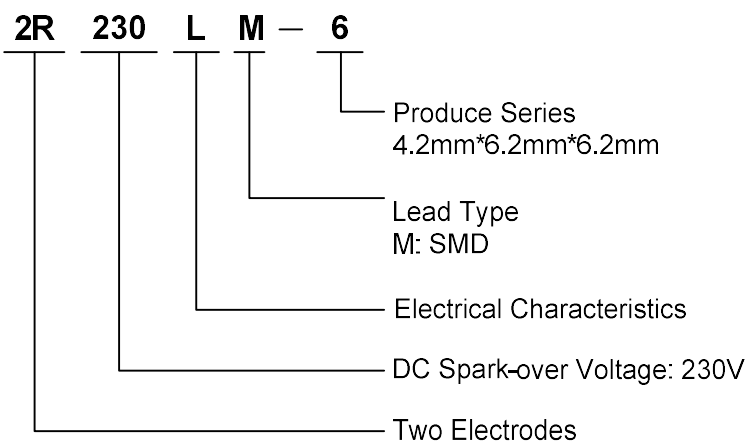
GDT Graphical Symbol



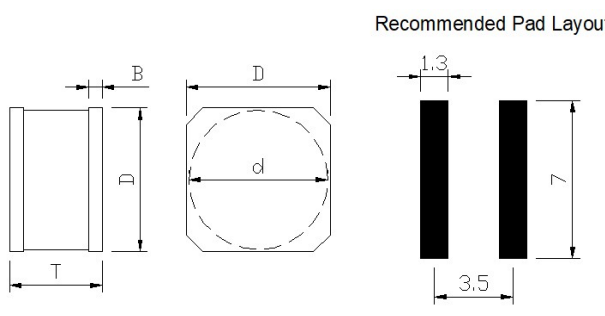
Applications

- Repeaters, Modems
- Subscriber protection
- Telephone Interface, Line cards
- Data communication equipment
- Line test equipment
- Branch exchange
- Subscriber protection
- Alarm system
- Tuner
- Antenna protection

Part Number Code and Marking



Dimensions

	Symbol	Dimensions(mm)
	D	6.2±0.2
	T	4.2±0.2
	B	0.6±0.1
	d	6.0±0.2

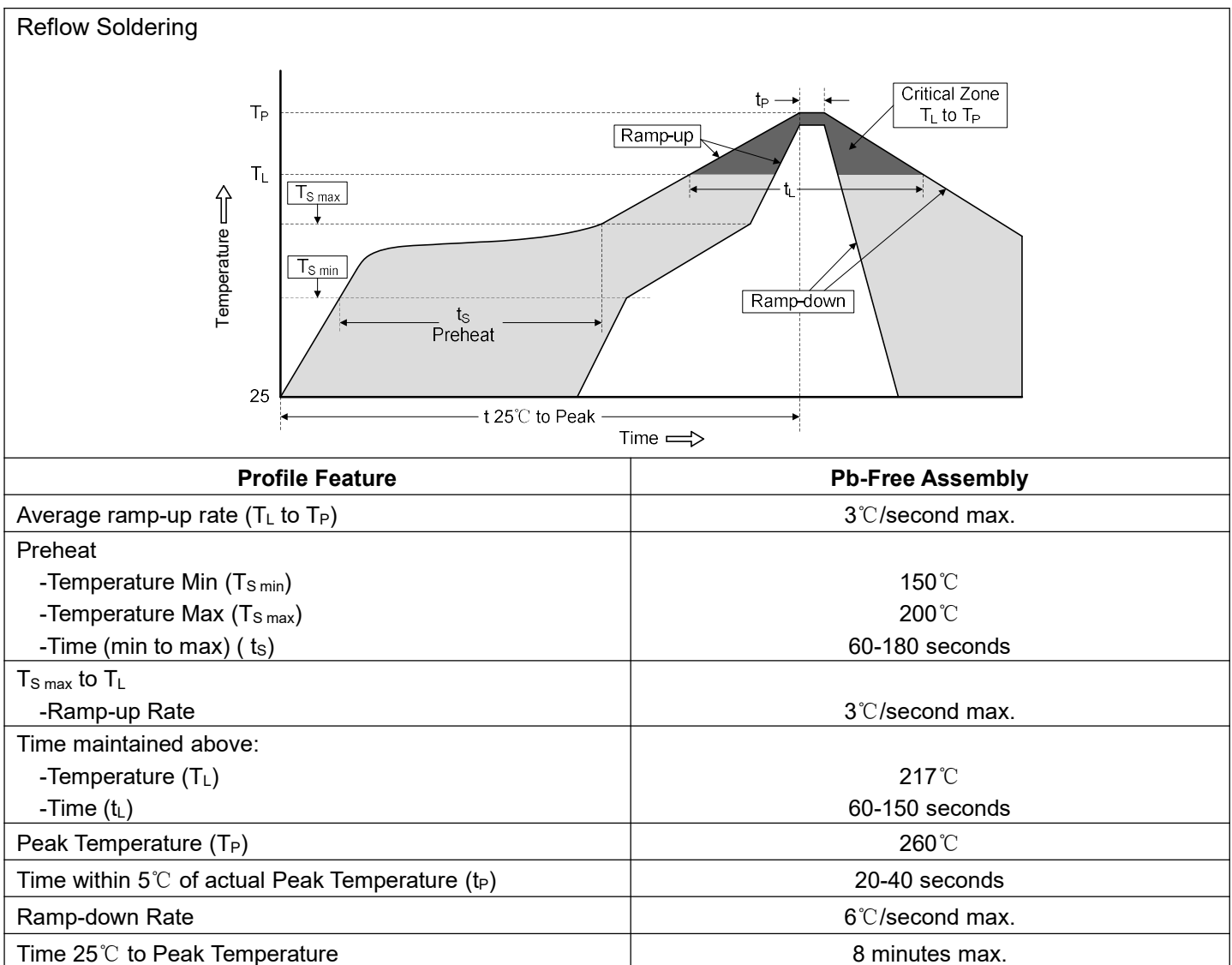
Electrical Characteristics (T_A=25°C)

Part Number	Marking	DC Spark-over Voltage	Maximum Impulse Spark-over Voltage	Nominal Impulse Discharge Current	Alternating Discharge Current	Impulse Life	Minimum Insulation Resistance		Maximum Capacitance
		100V/s	1000V/μs	8/20μs, 10 times	50Hz, 1sec	10/1000μs, 100A	Test Voltage	GΩ	1MHz
2R075LM-6	075	75V±20%	700V	5KA	5A	300 times	25VDC	1	1pF
2R090LM-6	090	90V±20%	700V	5KA	5A	300 times	50VDC	1	1pF
2R150LM-6	150	150V±20%	700V	5KA	5A	300 times	100VDC	1	1pF
2R230LM-6	230	230V±20%	700V	5KA	5A	300 times	100VDC	1	1pF
2R250LM-6	250	250V±20%	700V	5KA	5A	300 times	100VDC	1	1pF
2R300LM-6	300	300V±20%	800V	5KA	5A	300 times	100VDC	1	1pF
2R350LM-6	350	350V±20%	850V	5KA	5A	300 times	100VDC	1	1pF
2R400LM-6	400	400V±20%	900V	5KA	5A	300 times	100VDC	1	1pF
2R470LM-6	470	470V±20%	900V	5KA	5A	300 times	250VDC	1	1pF
2R600LM-6	600	600V±20%	1000V	5KA	5A	300 times	250VDC	1	1pF
2R800LM-6	800	800V±20%	1400V	5KA	5A	300 times	250VDC	1	1pF

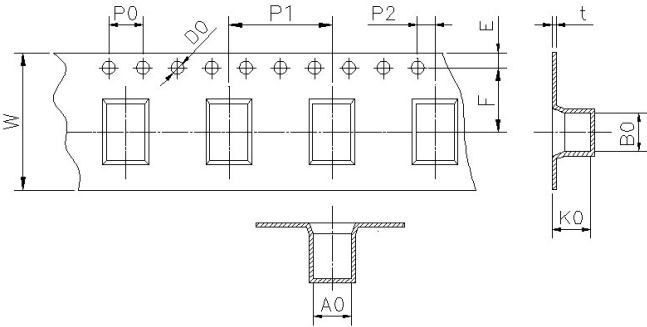
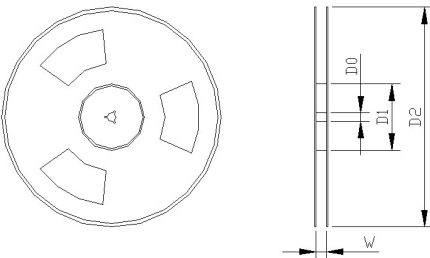
Test Methods and Results

Items	Test Method	Standard
DC Spark-over Voltage	measured with voltage ramp $dv/dt=100V/s$.	To meet the specified value
Maximum Impulse Spark-over Voltage	measured with voltage ramp $dv/dt=1000V/\mu s$.	
Impulse Discharge Current	applied between two electrodes, 5 positive and 5 negative surges, with 3 minutes interval time,	
Alternating Discharge Current	Rated RMS value of AC current at 50Hz, 1 sec. for 10 times with interval time 3 min.	
Insulation Resistance	measured between two electrodes.	
Capacitance	measured between two electrodes. Test frequency: 1MHz	

Soldering Parameters



Packaging Specification

Tape	Symbol	Dimension (mm)	
	W	16.0±0.2	
	P0	4.0±0.1	
	P1	12.0±0.2	
	P2	2.0±0.1	
	D0	1.55±0.1	
	E	1.75±0.1	
	F	7.5±0.1	
	A0	4.5±0.1	
	K0	6.5±0.1	
	B0	6.5±0.1	
	t0	0.5±0.1	
		D0	13.3±2.0
		D1	100.0±2.0
D2		330.0±2.0	
W		16.5±0.5	
Quantity: 800pcs			

单击下面可查看定价，库存，交付和生命周期等信息

[>>Liown\(里阳半导体\)](#)