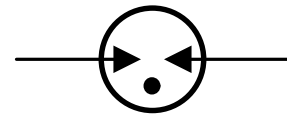


Features

- Stable breakdown voltage
- High insulation resistance
- High current rating
- Low capacitance ($\leq 0.5\text{pF}$)
- Stable performance over life
- Large absorbing transient current capability
- Fast response time
- RoHS compliant
- Standard Size: 4.0mm*3.5mm*3.5mm
- Meets MSL level 1, per J-STD-020
- Storage and operating temperature: $-40^{\circ}\text{C} \sim +90^{\circ}\text{C}$


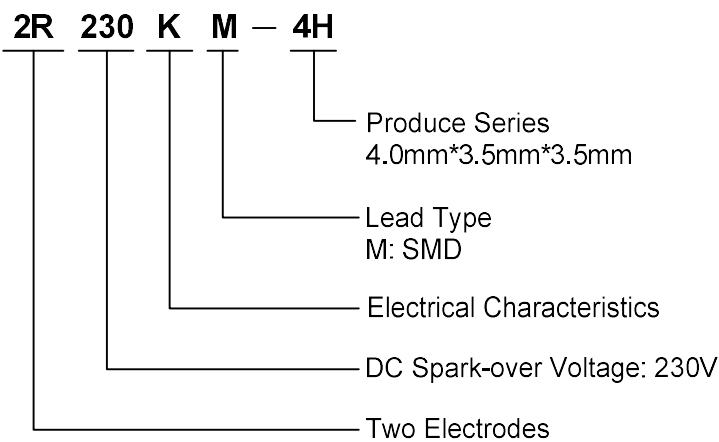
GDT Graphical Symbol



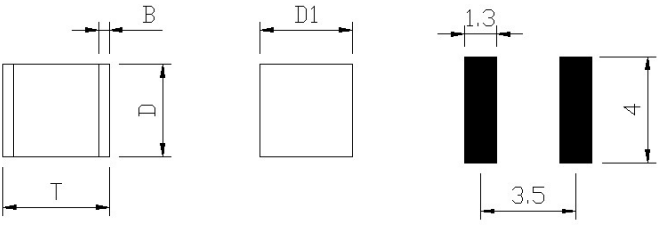
Applications

- Repeaters, Modems
- Subscriber protection
- Telephone Interface, Line cards
- Data communication equipment
- Line test equipment
- Branch exchange
- Subscriber protection
- Alarm system
- Tuner
- Antenna protection

Part Number Code and Marking



Dimensions

	Symbol	Dimensions(mm)
	D	3.5±0.3
	D1	3.5±0.3
	T	4.0±0.3
	B	0.4±0.1

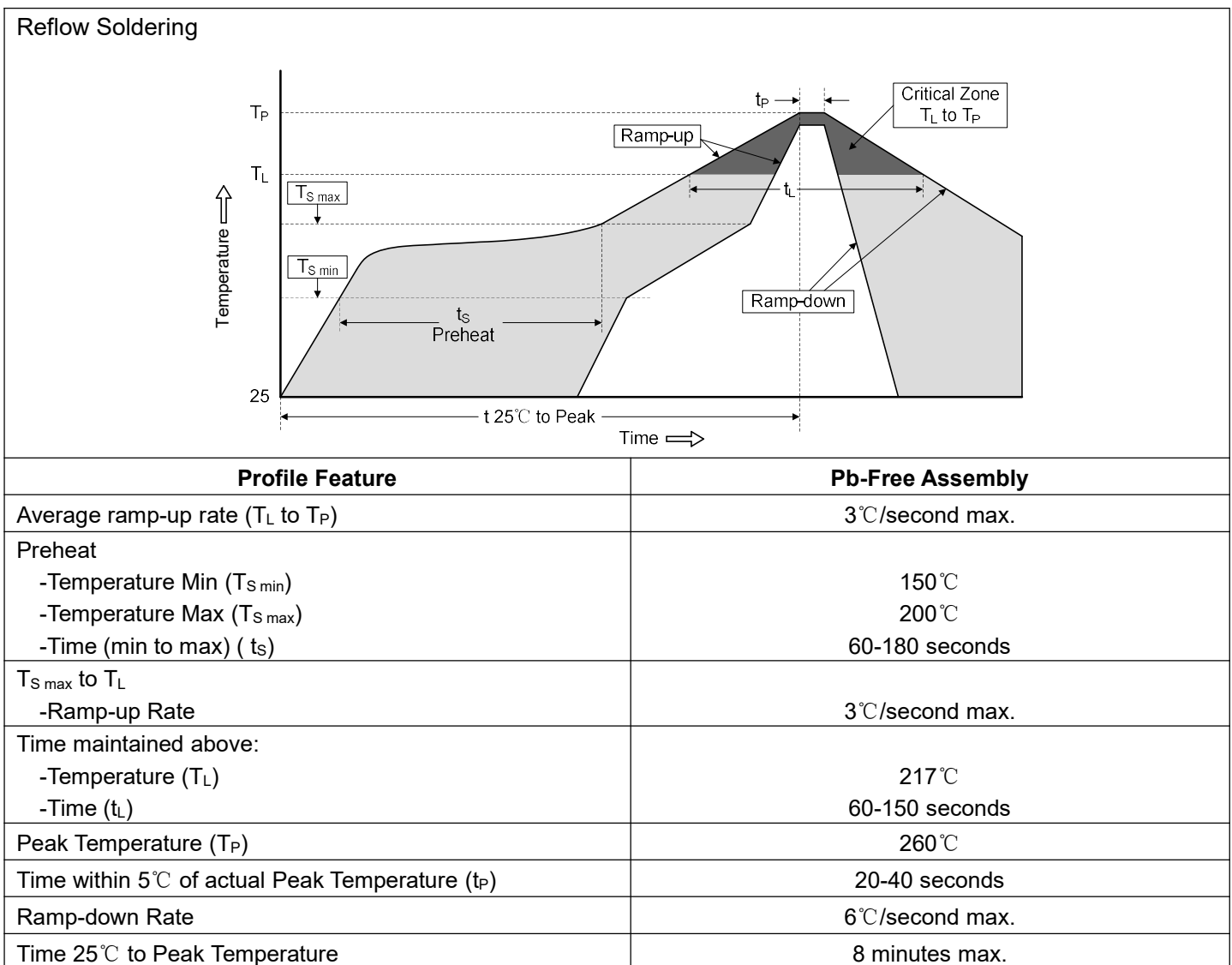
Electrical Characteristics (T_A=25°C)

Part Number	Marking	DC Spark-over Voltage	Maximum Impulse Spark-over Voltage	Nominal Impulse Discharge Current	Alternating Discharge Current	Impulse Discharge Voltage	Minimum Insulation Resistance		Maximum Capacitance
		100V/s	1000V/μs	8/20μs, 10 times	50Hz, 1sec	10/700μs, 10times	Test Voltage	GΩ	1MHz
2R090KM-4H	None	90V±30%	650V	3KA	3A	6kV	50VDC	1	0.5pF
2R150KM-4H	None	150V±30%	650V	3KA	3A	6kV	100VDC	1	0.5pF
2R200KM-4H	None	200V±30%	750V	3KA	3A	6kV	100VDC	1	0.5pF
2R250KM-4H	None	250V±30%	750V	3KA	3A	6kV	100VDC	1	0.5pF
2R300KM-4H	None	300V±30%	850V	3KA	3A	6kV	100VDC	1	0.5pF
2R350KM-4H	None	350V±30%	850V	3KA	3A	6kV	100VDC	1	0.5pF
2R400KM-4H	None	400V±30%	900V	3KA	3A	6kV	100VDC	1	0.5pF
2R470KM-4H	None	470V±30%	1000V	3KA	3A	6kV	250VDC	1	0.5pF

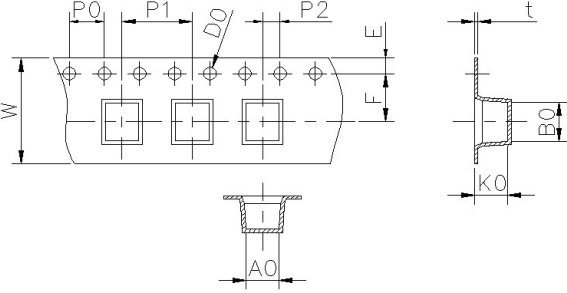
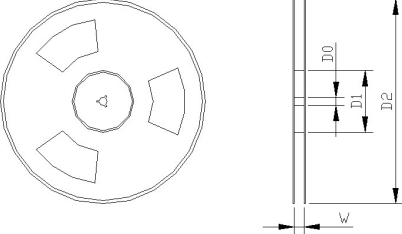
Test Methods and Results

Items	Test Method	Standard
DC Spark-over Voltage	measured with voltage ramp $dv/dt=100V/s$.	To meet the specified value
Maximum Impulse Spark-over Voltage	measured with voltage ramp $dv/dt=1000V/\mu s$.	
Impulse Discharge Current	applied between two electrodes, 5 positive and 5 negative surges, with 3 minutes interval time,	
Alternating Discharge Current	Rated RMS value of AC current at 50Hz, 1 sec. for 10 times with interval time 3 min.	
Insulation Resistance	measured between two electrodes.	
Capacitance	measured between two electrodes. Test frequency: 1MHz	

Soldering Parameters



Packaging Specification

Tape	Symbol	Dimension (mm)	
	W	12.0±0.2	
	P0	4.0±0.1	
	P1	8.0±0.2	
	P2	2.0±0.1	
	D0	1.55±0.1	
	E	1.75±0.1	
	F	5.5±0.1	
	A0	3.8±0.1	
	K0	3.8±0.1	
	B0	4.3±0.1	
	t0	0.35±0.1	
	<p data-bbox="89 1070 151 1102">Reel</p> 	D0	13.3±1.0
		D1	100.0±2.0
D2		330.0±2.0	
W		12.5±0.5	
Quantity: 2000pcs			

单击下面可查看定价，库存，交付和生命周期等信息

[>>Liown\(里阳半导体\)](#)