

**Specification Status: Released**

**Electrical Rating**

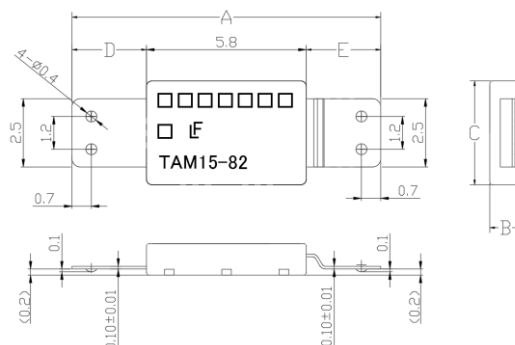
| Contact Rating            | Maximum Breaking Current | Minimum Hold Voltage | Maximum Leakage Current |
|---------------------------|--------------------------|----------------------|-------------------------|
| DC9V/25A<br>(6000 cycles) | DC5V/80A<br>(100 cycles) | 3V                   | 200mA                   |

**Leads:** Copper based alloy

**Case:** LCP

**Marking:**

- □□□□□□□□ - Lot Identification
- □ □□ - Control Number, Company logo
- TAM15-82 - Part Name



Notes:  
Unspecified dimensions, tolerance should be +/-0.1mm  
Dimensions in brackets are for reference

**TABLE I. DIMENSIONS:**

| mm: | A    |      | B    | C    |      | D   |     | E   |     |
|-----|------|------|------|------|------|-----|-----|-----|-----|
|     | MIN  | MAX  | MAX  | MIN  | MAX  | MIN | MAX | MIN | MAX |
|     | 10.9 | 11.4 | 1.15 | 3.75 | 3.85 | 2.6 | 2.8 | 2.6 | 2.8 |

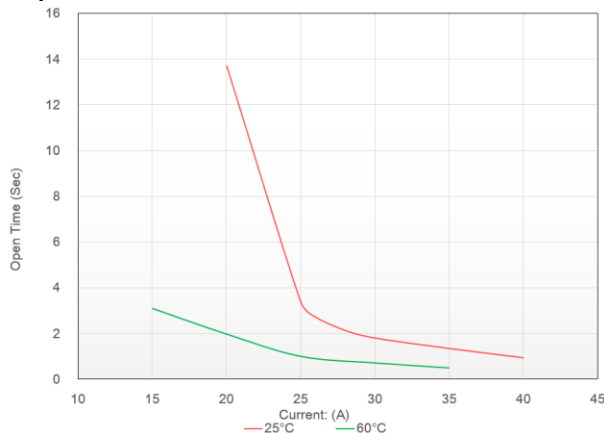
**TABLE II. PERFORMANCE RATINGS:**

| OPERATION TEMPERATURE |     |     | RESET TEMPERATURE |                 | RESISTANCE   |     | HOLD CURRENT |            |
|-----------------------|-----|-----|-------------------|-----------------|--------------|-----|--------------|------------|
| °C                    |     |     | °C                |                 | mohms @ 25°C |     | Amp @ 25°C   | Amp @ 60°C |
| MIN                   | TYP | MAX | MIN               | ΔT <sup>1</sup> | TYP          | MAX | MIN          | MIN        |
| 77                    | 82  | 87  | ≥40               | ≥10             | 2.5          | 5   | 15           | 7          |

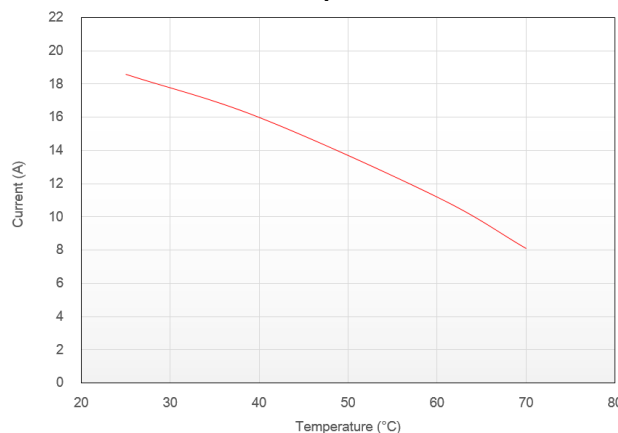
<sup>1</sup> ΔT is the minimum temperature differential between the actual operation temperature of the device and the reset temperature

**ELECTRICAL PERFORMANCE (Typical):**

**Open Time vs. Current Curves – @ 25°C & 60°C**



**Hold Current vs. Temperature Curve**



**OPERATION TEMPERATURE RANGE**

-30~100°C

Agency Recognitions: UL, cUL: E349829, CB  
 Reference Documents: PS300  
 Precedence: This specification takes precedence over documents referenced herein.  
 Effectivity: Reference documents shall be the issue in effect on the date of invitation for bid.

**CAUTION**

Please refer to the MHP-TAM series device usage guidelines.  
 Using the products outside the recommended guidelines may result in device damage.  
 Operation beyond the rated voltage or current may result in rupture, electrical arcing or flame.

**Materials Information**

**ROHS Compliant**

Directive 2002/95/EC  
Compliant

**ELV Compliant**

Directive 2000/53/EC  
Compliant

**Pb-Free**



**Halogen Free\***



\*Halogen Free refers to: Br≤900ppm, Cl≤900ppm, Br+Cl≤1500ppm.

Littelfuse products are not designed for, and shall not be used for, any purpose (including, without limitation, automotive, military, aerospace, medical, life-saving, life-sustaining, nuclear facility applications, devices intended for surgical implant into the body, or any other application in which the failure or lack of desired operation of the product may result in personal injury, death, or property damage) other than those expressly set forth in applicable Littelfuse product documentation. Warranties granted by Littelfuse shall be deemed void for products used for any purpose not expressly set forth in applicable Littelfuse documentation. Littelfuse shall not be liable for any claims or damages arising out of products used in applications not expressly intended by Littelfuse as set forth in applicable Littelfuse documentation. The sale and use of Littelfuse products is subject to Littelfuse Terms and Conditions of Sale, unless otherwise agreed by Littelfuse.

单击下面可查看定价，库存，交付和生命周期等信息

[>>Littelfuse\(美国力特\)](#)