


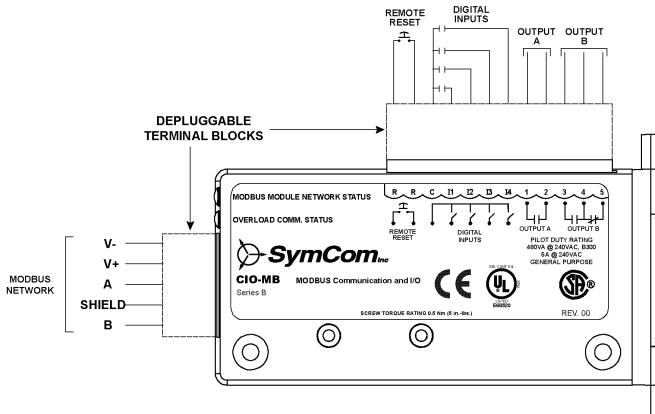
CIO-MB/CIO-120-MB

Communication link to PLC/SCADA/
monitoring systems

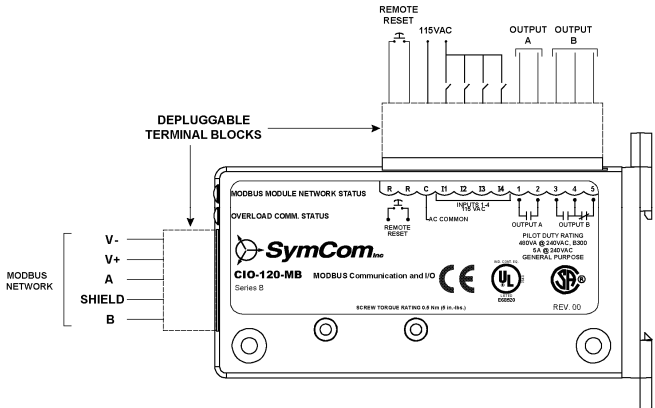


Wiring Diagram

TYPICAL WIRING FOR CIO-MB



TYPICAL WIRING FOR CIO-120-MB



Ordering Information

MODEL	LINE VOLTAGE
CIO-MB	12 to 24VDC
CIO-120-MB	90 to 130VAC

Description

The CIO-MB/CIO-120-MB Modules are convenient and cost-effective Modbus-RTU interfaces capable of providing discrete control and monitoring of an overload relay over a Modbus network.

Features & Benefits

FEATURES	BENEFITS
Compact size 3.46" H x 1.0" W x 5.0" D	Easily adapts to existing as well as new applications
Flexible addressing standard allows function as stand-alone interface or in conjunction with 777 series overload relay	Provides flexibility for control and monitoring
Remote reset option	Additional remote reset input allows user to reset 777 series relays without opening the panel
DIN rail or surface mountable	Allows installation flexibility
Unpluggable terminal block connections	Allows user to wire terminal blocks before installing the module and reduces field wiring

Specifications

Functional Specifications

Remote Reset (for use with optional 777 Series)

Normally open pushbutton rated 24VDC, 10mA (min.)

Power Requirements:

Voltage	24VDC +10%
Current	95mA (max.) 70mA (typical)
Power	2.28 W (max.) 1.7 W (typical)
Ethernet Controller Capability	IEEE 802.3 10Base-T

Input Characteristics

General Purpose (4)

Voltage Range:	
CIO-MB	12-24VDC
CIO-120-MB	90-130VAC
Current	2mA (typical)

Output Characteristics

SPDT (1), SPST (1)

480VA & 240VAC, B300
5A @ 240VAC

General Characteristics

Ambient Operating Temperature
-20° to 70°C (-4° to 158°F)

Terminal (depluggable terminal block)

Torque
3 in.-lbs. (max.)
Wire AWG
12-20 AWG

Class of Protection

IP20, NEMA 1 (finger safe)

Relative Humidity

10-95%, non-condensing per IEC 68-2-3

CIO-MB/CIO-120-MB

Standards Passed

Electrostatic Discharge (ESD)	IEC 61000-4-2, Level 3, 6kV contact, 8kV air
Radio Frequency Immunity, Radiated	150 MHz, 10V/m
Fast Transient Burst	IEC 61000-4-4, Level 3, 4kV input power
Hi-Potential Test	Meets UL508 (2 x rated V + 1000V for 1 min)
Surge	
Input Power	IEC 61000-4-5, Level 1
Inputs/Data Lines	IEC 61000-4-5, Level 2
Safety Marks	
UL	UL508 (File #E68520)
CSA	C22.2 (File #46510)
CE	IEC 60947-6-2
Enclosure	Polycarbonate
Dimensions	H 86.36 mm (3.40"); W 25.40 mm (1.00"); D 138.68 mm (5.46") (w/depluggable connectors)
Weight	0.25 lb. (4 oz., 113.4 g)
Mounting Methods	DIN Rail or surface mount (w/two #8 screws)

单击下面可查看定价，库存，交付和生命周期等信息

[>>Littelfuse\(美国力特\)](#)