
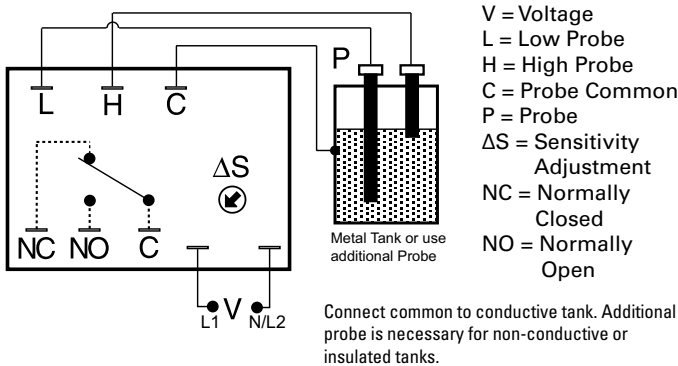


## LLC2 SERIES

### Open Board Liquid Level Controls



### Wiring Diagram



### Description

The LLC2 Series is a dual-probe conductive liquid level control designed for OEM equipment and commercial appliance applications. Models are available for fill or drain operation. Transformer isolated 12VAC is provided at the probes to prevent electrolysis. A trickle current of less than 1mA determines the presence or absence of liquid between the probes and common. On adjustable units, the sensitivity adjustment allows accurate level sensing while ignoring foaming agents and floating debris. The LLC2 Series printed circuit board is conformal coated to resist moisture and corrosion.

### Operation

**Drain (Pump-Down Mode):** When the liquid level rises and touches the high probe, the output relay energizes and remains energized until the liquid level falls below the low probe. The output relay then de-energizes and remains de-energized until the liquid again touches the high probe.

**Fill (Pump-Up Mode):** When the liquid level falls below the low probe, the output relay energizes and remains energized until the liquid level rises and touches the high probe. The output relay then de-energizes and remains de-energized until the liquid level again falls below the low probe.

### Features & Benefits

FEATURES	BENEFITS
<b>Isolated 12VAC probes</b>	Prevents scale buildup on the probes
<b>Open PCB design</b>	Cost effective design for OEM equipment and commercial appliances
<b>Conformally coated PCB</b>	Protects against moisture and corrosion
<b>Sensitivity adjustment</b>	Provides accurate level sensing while ignoring foam or floating debris

### Ordering Information

MODEL	INPUT VOLTAGE	OPERATION	TERMINATION	SENSE RESISTANCE
LLC24A2AN	120VAC	Drain	Terminal block	Adjustable to 100k $\Omega$
LLC24A2F50N	120VAC	Drain	Terminal block	Fixed 50k $\Omega$
LLC24B1AC	120VAC	Fill	0.25" Quick connect	Adjustable to 100k $\Omega$
LLC24B1F26C	120VAC	Fill	0.25" Quick connect	Fixed 26k $\Omega$
LLC24B2F50N	120VAC	Fill	Terminal block	Fixed 50k $\Omega$
LLC26A1F25C	230VAC	Drain	0.25" Quick connect	Fixed 25k $\Omega$

If you don't find the part you need, call us for a custom product 800-843-8848

### Accessories



**P1015-13** (AWG 10/12), **P1015-64** (AWG 14/16), **P1015-14** (AWG 18/22) **Female Quick Connect**  
These 0.25 in. (6.35 mm) female terminals are constructed with an insulator barrel to provide strain relief.



**P1015-18 Quick Connect to Screw Adapter**  
Screw adapter terminal designed for use with all modules with 0.25 in. (6.35 mm) male quick connect terminals.



**PHST-38QTN Electrode**  
Designed for a maximum steam pressure of 240 PSI; 400° F. UL353 Recognized.



**LLP-24 Threaded Probe (24")**  
Threaded stainless steel probe measuring 24" (61 cm) long. For use with PHST-38QTN liquid level control electrodes.

## LLC2 SERIES

### Specifications

#### Control

<b>Type</b>	Resistance sensing for high & low level detection of conductive liquids
<b>Sense Voltage</b>	12VAC at probe terminals
<b>Sense Resistance</b>	Fixed or adjustable to 100KΩ
<b>Sense Resistance Tolerance</b>	Adjustable: guaranteed range Fixed: ±10%

#### Input

<b>Voltage</b>	24, 120, or 230VAC
<b>Tolerance</b>	
<b>24VAC</b>	-15% - 20%
<b>120 &amp; 230VAC</b>	-20% - 10%
<b>AC Line Frequency</b>	50/60 Hz

#### Output

<b>Type</b>	Electromechanical relay
<b>Form</b>	Isolated, SPDT
<b>Rating</b>	10A resistive @ 120/240VAC & 28VDC; 1/3 hp @ 120/240VAC
<b>Life</b>	Mechanical - 1 x 10 <sup>7</sup> ; Electrical - 1 x 10 <sup>6</sup>

#### Protection

<b>Isolation Voltage</b>	≥ 1500V RMS between input, output, & probe
--------------------------	--

#### Mechanical

<b>Mounting</b>	Surface mount with two or four #6 (M3.5 x 0.6) screws
<b>Termination</b>	0.25 in. (6.35 mm) duplex male quick connect terminals. Terminal blocks for up to #14 AWG 2.5 mm <sup>2</sup> wire
<b>Dimensions (Open Board)</b>	<b>H</b> 101.6 mm (4.0"); <b>W</b> 76.2 mm (3.0"); <b>D</b> 50.8 mm (2.0")

#### Environmental

<b>Operating/Storage Temperature</b>	-20° to 55°C / -40° to 80°C
<b>Coating</b>	Printed circuit board is conformal coated to resist moisture and corrosion
<b>Weight</b>	≈ 9 oz (255 g)

### Mounting Dimensions

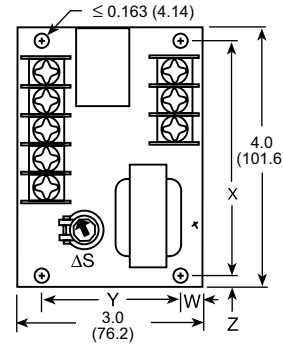


DIAGRAM KEY	MODEL NUMBERS ENDING IN:	
	N	C
W	0.440" (11.176 mm)	0.250" (6.350 mm)
X	3.620" (91.948 mm)	3.500" (88.900 mm)
Y	2.120" (53.848 mm)	2.500" (63.500 mm)
Z	0.190" (4.826 mm)	0.250" (6.350 mm)

单击下面可查看定价，库存，交付和生命周期等信息

[>>Littelfuse\(美国力特\)](#)