

Schottky Diode Gen²

$$V_{RRM} = 150\text{ V}$$


$$I_{FAV} = 2 \times 10\text{ A}$$

$$V_F = 0.73\text{ V}$$

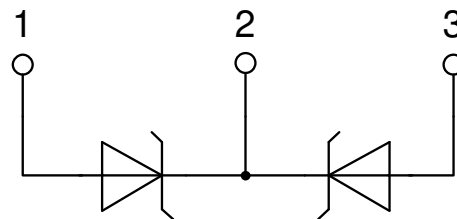
High Performance Schottky Diode
 Low Loss and Soft Recovery
 Common Cathode

Part number

DSA20C150PB



Backside: cathode



Features / Advantages:

- Very low V_f
- Extremely low switching losses
- Low I_{rm} values
- Improved thermal behaviour
- High reliability circuit operation
- Low voltage peaks for reduced protection circuits
- Low noise switching

Applications:

- Rectifiers in switch mode power supplies (SMPS)
- Free wheeling diode in low voltage converters

Package: TO-220

- Industry standard outline
- RoHS compliant
- Epoxy meets UL 94V-0

Disclaimer Notice

Information furnished is believed to be accurate and reliable. However, users should independently evaluate the suitability of and test each product selected for their own applications. Littelfuse products are not designed for, and may not be used in, all applications. Read complete Disclaimer Notice at www.littelfuse.com/disclaimer-electronics.



Schottky				Ratings			
Symbol	Definition	Conditions		min.	typ.	max.	Unit
V_{RSM}	max. non-repetitive reverse blocking voltage					150	V
V_{RRM}	max. repetitive reverse blocking voltage					150	V
I_R	reverse current, drain current	$V_R = 150\text{ V}$		$T_{VJ} = 25^\circ\text{C}$		200	μA
		$V_R = 150\text{ V}$		$T_{VJ} = 125^\circ\text{C}$		2	mA
V_F	forward voltage drop	$I_F = 10\text{ A}$		$T_{VJ} = 25^\circ\text{C}$		0.87	V
		$I_F = 20\text{ A}$				0.98	V
		$I_F = 10\text{ A}$		$T_{VJ} = 125^\circ\text{C}$		0.73	V
		$I_F = 20\text{ A}$				0.85	V
I_{FAV}	average forward current	$T_C = 155^\circ\text{C}$	rectangular	$T_{VJ} = 175^\circ\text{C}$		10	A
V_{F0}	threshold voltage	} for power loss calculation only		$T_{VJ} = 175^\circ\text{C}$		0.54	V
r_F	slope resistance					11.4	m Ω
R_{thJC}	thermal resistance junction to case					2.4	K/W
R_{thCH}	thermal resistance case to heatsink				0.5		K/W
P_{tot}	total power dissipation			$T_C = 25^\circ\text{C}$		65	W
I_{FSM}	max. forward surge current	$t = 10\text{ ms}; (50\text{ Hz}), \text{ sine}; V_R = 0\text{ V}$		$T_{VJ} = 45^\circ\text{C}$		220	A
C_J	junction capacitance	$V_R = 24\text{ V}$	$f = 1\text{ MHz}$	$T_{VJ} = 25^\circ\text{C}$		53	pF



Package TO-220			Ratings			
Symbol	Definition	Conditions	min.	typ.	max.	Unit
I_{RMS}	RMS current	per terminal ¹⁾			35	A
T_{VJ}	virtual junction temperature		-55		175	°C
T_{op}	operation temperature		-55		150	°C
T_{stg}	storage temperature		-55		150	°C
Weight				2		g
M_D	mounting torque		0.4		0.6	Nm
F_C	mounting force with clip		20		60	N

Product Marking



Part description

- D = Diode
- S = Schottky Diode
- A = low VF
- 20 = Current Rating [A]
- C = Common Cathode
- 150 = Reverse Voltage [V]
- PB = TO-220AB (3)

Ordering	Ordering Number	Marking on Product	Delivery Mode	Quantity	Code No.
Standard	DSA20C150PB	DSA20C150PB	Tube	50	503913

Similar Part	Package	Voltage class
DSA20C150PN	TO-220ABFP (3)	150

Equivalent Circuits for Simulation

** on die level*

$T_{VJ} = 175^{\circ}C$



Schottky

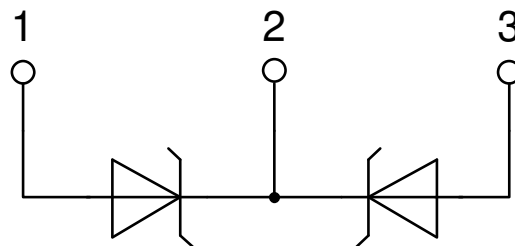
$V_{0\ max}$	threshold voltage	0.54	V
$R_{0\ max}$	slope resistance *	8.2	mΩ



Outlines TO-220



Dim.	Millimeter		Inches	
	Min.	Max.	Min.	Max.
A	4.32	4.82	0.170	0.190
A1	1.14	1.39	0.045	0.055
A2	2.29	2.79	0.090	0.110
b	0.64	1.01	0.025	0.040
b2	1.15	1.65	0.045	0.065
C	0.35	0.56	0.014	0.022
D	14.73	16.00	0.580	0.630
E	9.91	10.66	0.390	0.420
e	2.54	BSC	0.100	BSC
H1	5.85	6.85	0.230	0.270
L	12.70	13.97	0.500	0.550
L1	2.79	5.84	0.110	0.230
ØP	3.54	4.08	0.139	0.161
Q	2.54	3.18	0.100	0.125





Schottky

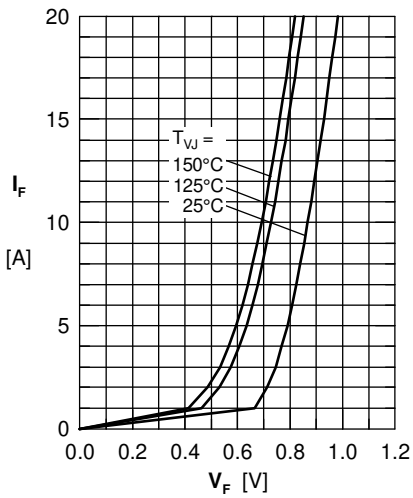


Fig. 1 Maximum forward voltage drop characteristics

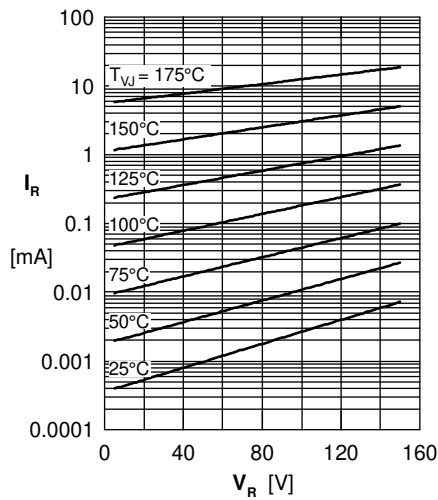


Fig. 2 Typ. reverse current I_R vs. reverse voltage V_R

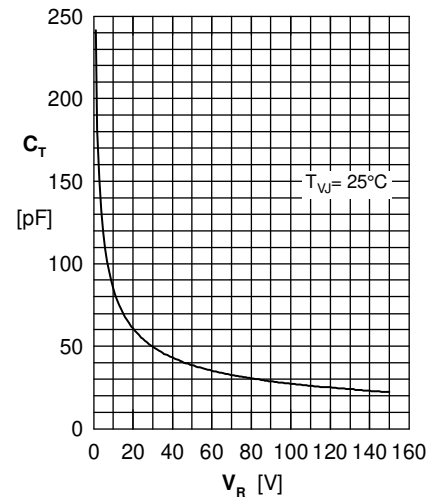


Fig. 3 Typ. junction capacitance C_T versus reverse voltage V_R

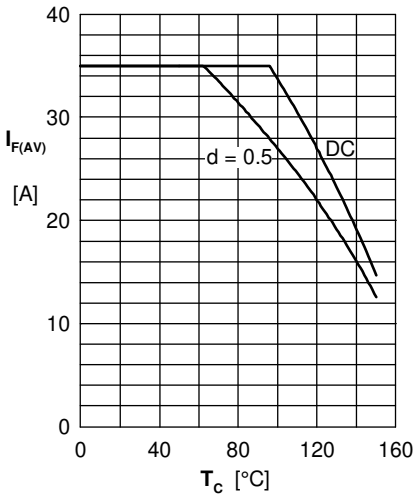


Fig. 4 Avg: forward current $I_{F(AV)}$ vs. case temperature T_C

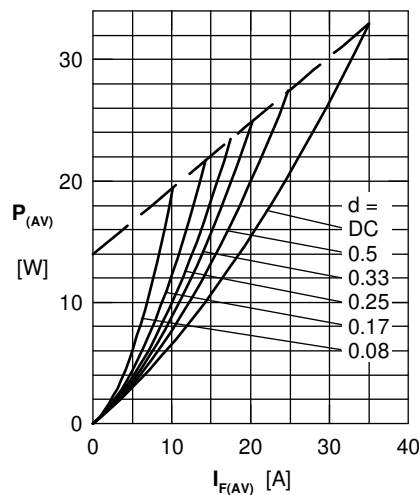


Fig. 5 Forward power loss characteristics

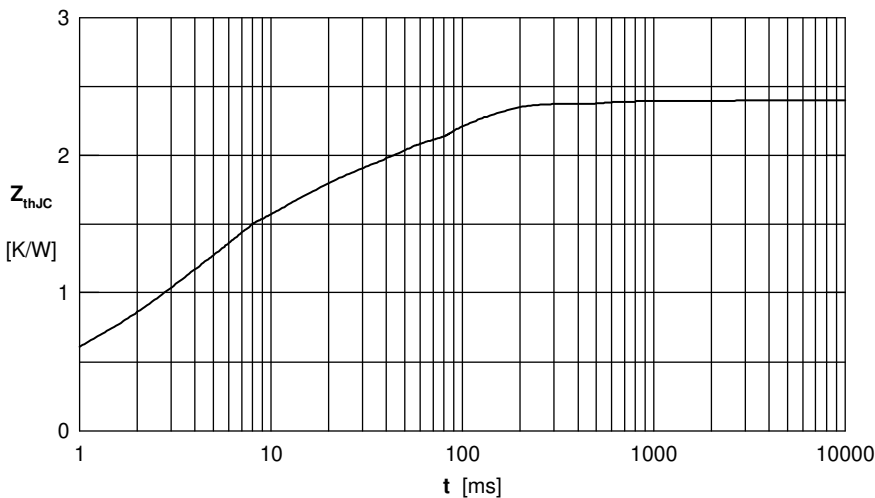


Fig. 6 Transient thermal impedance junction to case

单击下面可查看定价，库存，交付和生命周期等信息

[>>Littelfuse\(美国力特\)](#)