
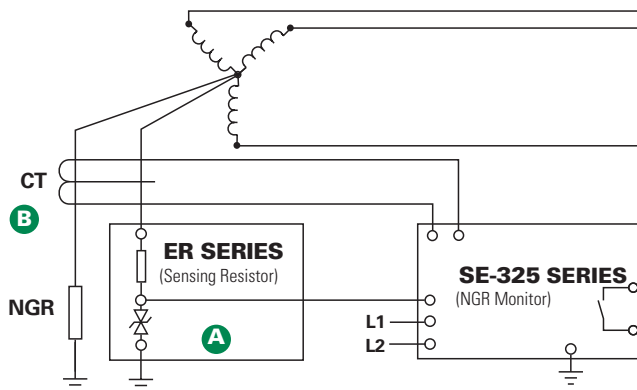


SE-325 SERIES (PGM-8325)

Neutral-Grounding-Resistor Monitor



Simplified Circuit Diagram



Ordering Information

| ORDERING NUMBER | CONTROL POWER |
|-----------------|---------------|
| SE-325 | 120 Vac |
| SE-325D | 120 Vac/Vdc |
| SE-325E | 240 Vac |

Consult manual online for additional ordering options.

| ACCESSORIES | REQUIREMENT |
|-------------------------|-------------|
| CT200 Series | Required |
| ER Series | Required |
| SE-MRE-600 | Optional |
| RK-325, RK-325I, RK-302 | Optional |
| RK-13 | Optional |
| NGRM-ENC | Optional |




Description

The SE-325 Neutral-Grounding-Resistor Monitor is used on resistance-grounded systems up to 25 kV to monitor the integrity of the neutral-to-ground path and to detect ground faults. It measures current and voltage in a transformer or generator neutral-to-ground connection and continuity of the neutral-grounding resistor (NGR). The SE-325 coordinates these three measurements to detect a loose connection, corrosion, ground fault, or NGR failure, and provides one alarm or trip output contact.

Features & Benefits

| FEATURES | BENEFITS |
|--|---|
| Continuous NGR monitoring | Detects resistor failure within seconds, reduces transient-overvoltage risk, removes risk of ground-fault-detection failure |
| Ground-fault Detection | Main or backup protection to detect a ground fault anywhere on the monitored system |
| Adjustable pickup (0.5-4 A) | Select greatest sensitivity without false operation |
| Adjustable time delay (0.1-2 s) | Adjustable trip delay allows system coordination |
| Output contacts | Form A output contact |
| Selectable contact operating mode | Selectable fail-safe or non-fail-safe operating modes allows connection to shunt or undervoltage breaker coil or alarm system |

Accessories

- A**  **ER Series Sensing Resistor**
Required interface between the power system and the SE-325. Eliminates hazardous voltage levels at the monitor.
- B**  **CT200 Series Current Transformer**
Required CT detects ground-fault current.
-  **RK Series Remote Indication and Reset**
Optional panel-mounted remote indication and reset assemblies. Available in NEMA 1 or NEMA 4 configurations.

Specifications

| | |
|-------------------------------|--|
| IEEE Device Numbers | Ground Fault (50G/N, 51G/N), Overvoltage (59N), Lockout Relay (86), Checking Relay (3) |
| Input Voltage | See ordering information |
| Dimensions | H 150 mm (5.9"); W 109 mm (4.3"); D 100 mm (4.0") |
| GF Trip Level Settings | 0.5-4.0 A |
| GF Trip Time Settings | 0.1-2.0 s |
| RF Trip-Level Settings | 20-400 Vac (≤ 5 kV systems) 100-2,000 Vac (> 5 kV systems) |
| Contact Operating Mode | Selectable fail-safe or non-fail-safe |
| Reset Button | Standard feature |
| Output Contacts | Form A |
| Approvals | CSA certified, UL Listed (E340889), C-Tick (Australian) |
| Conformally coated | Standard feature |
| Warranty | 5 years |
| Mounting | Surface |

单击下面可查看定价，库存，交付和生命周期等信息

[>>Littelfuse\(美国力特\)](#)