


BF1 FUSE RATED 32V















Description

This BF1 fuse is rated at 32V and offers a bolt-on fuse for high current wiring protection. Current rating 23A - 200A; with transparent housing for easy detection of blown fuses.

Ordering Information

Mounting Torque	Part Number	Package Size
M5	153.5631.xxx2	1000
M5	153.5631.xxx1	10
M6	153.7010.xxx2	1000
M6	153.7000.xxx2	500

Ratings

Part Number		Current Rating	Housing Color	Typ. Voltage Drop	Cold Resistance	I ² t
M5	M6					
153.5631.523_1,2	-	23 A		105 mV	3.50 mΩ	1,400 A ² s
153.5631.530_	153.5631.530_2	30 A		105 mV	2.70 mΩ	5,100 A ² s
153.5631.540_	153.7010.540_	40 A		90 mV	1.56 mΩ	6,800 A ² s
153.5631.550_	153.7010.550_	50 A		80 mV	1.03 mΩ	6,900 A ² s
153.5631.560_	153.7010.560_	60 A		75 mV	0.75 mΩ	16,200 A ² s
153.5631.570_	153.7010.570_	70 A		70 mV	0.64 mΩ	22,000 A ² s
153.5631.580_	153.7010.580_	80 A		70 mV	0.55 mΩ	25,600 A ² s
153.5631.610_	153.7010.610_	100 A		70 mV	0.44 mΩ	42,500 A ² s
153.5631.612_	153.7010.612_	125 A		70 mV	0.34 mΩ	62,500 A ² s
153.5631.615_1	153.7010.615_1	150 A		70 mV	0.29 mΩ	83,400 A ² s
-	153.7000.615_3	150 A		70 mV	0.33 mΩ	98,000 A ² s
153.5631.620_3	153.7000.620_3	200 A		70 mV	0.24 mΩ	126,000 A ² s

Corresponding holder see Section "Fuse Holders."

Note 1: not mentioned in ISO standard Note 2: Not UL rated Note 3: Short Circuit Protector only

Specifications

Housing:	Out of thermoplastic (UL 94-V0, heat-resistant)
Terminals:	Visible melting element Copper alloy, gal. Sn 2 x M5 or M6 bolts, distance 30 mm
Mounting Torque M5:	4.5 Nm +/- 1Nm
Mounting Torque M6:	6.0 Nm +/- 1Nm
Interrupting Rating:	23A & 30A: 1000A @32 VDC 40A - 150A: 2000A @32 VDC 200A: 1500A @32 VDC
Complies with:	ISO 8820-5 UL 248 Special Purpose Fuses
Operating Temperature:	-40 to 125 degrees C

Time-Current Characteristics

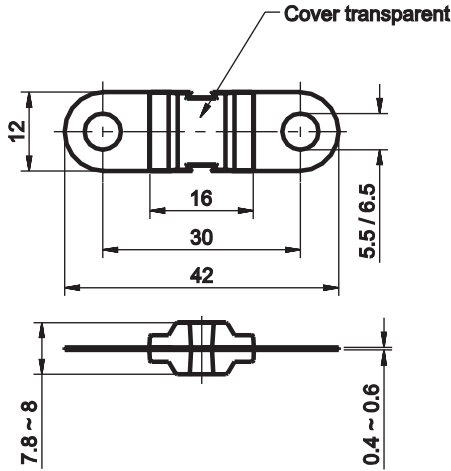
% of Rating	Opening Time Min / Max (s)	
	23-150A Fuses	150-200A Short Circuit Protectors
75	- / -	360,000 s / -
100	360,000 s / -	- / -
110	14,400 s / -	- / -
150	90 s / 3,600 s	- / -
200	3 s / 100 s	1 s / 15 s
300	0.300 s / 3 s	- / -
350	- / -	0.300 s / 5 s
500	0.100 s / 1 s	- / -
600	- / -	0.100 s / 1 s

BF1 FUSE RATED 32V




Dimensions

Dimensions in mm



Pre-Arcing Time-Limits



23 A - 150 A: FI = 1.25 (max. operating current: $0.8 \times I_{rat}$ at 23°C)

200 A: FI = 2.00 (max. operating current: $0.5 \times I_{rat}$ at 23°C)

Derating

Individual derating curves by rating can be ordered through your Littelfuse contact person.

单击下面可查看定价，库存，交付和生命周期等信息

[>>Littelfuse\(美国力特\)](#)