


# HE3600

## Miniature Single In-line Reed Relay



### Description

The HE3600 is a miniature reed relay in a SIL package with a normally open contacts capable of switching up to 200Vdc at 10W. It is available with 5V, 12V, and 24V coils and has external magnetic shield and diode suppressed coil options.

### Features & Benefits

- Sub-miniature size and single in line configuration allows very high packing densities, minimizing space and cost
- Transfer molded package gives maximum component protection
- Lower power coil consumption than competing electromechanical devices
- Hermetically sealed switching contact is immune to the effects of its environment
- Miniature single in-line package
- Optional coil suppression diode to protect coil drive circuits
- Normally open contact version
- RoHS Compliant
- External magnetic shield option
- Diode suppression option
- UL Recognized to UL 508 as an Industrial Control Switch

### Agency Approvals

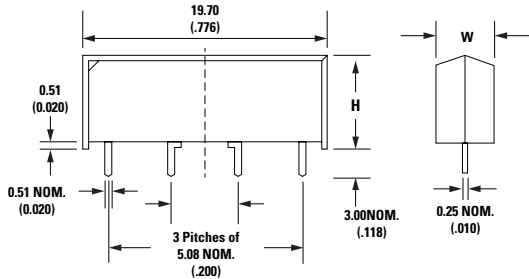
| Agency | Agency File Number |
|--------|--------------------|
|        | E47258             |

**Note:** Not all parts are UL Recognized. Contact Littelfuse for specific parts and agency approval ratings.

### Dimensions

Dimensions in mm (inch)

| Relay Type | Body Type       | L            | W           | H           |
|------------|-----------------|--------------|-------------|-------------|
| HE3600     | Transfer Molded | 19.05 (.750) | 5.08 (.200) | 7.45 (.293) |
|            | External Shield | 19.70 (.776) | 5.65 (.222) | 7.87 (.310) |



### Applications

- Security Systems
- Telecom Equipment
- Process Control Systems
- Automatic Test Equipment
- Instrumentation

# HE3600

## Miniature Single In-line Reed Relay

**Table 2**  
**Electrical and Operating Characteristics @ 25°C**

| Characteristics               |                                       |                            | Contact Type            |
|-------------------------------|---------------------------------------|----------------------------|-------------------------|
|                               |                                       |                            | Form A SPST-NO Standard |
|                               |                                       |                            | Relay Type              |
|                               |                                       |                            | HE3621A                 |
| Contact Rating <sup>1</sup>   | Power, Switching                      | Watt - Max.                | 10                      |
|                               | Voltage, Switching <sup>2</sup>       | Vdc - Max.                 | 200                     |
|                               |                                       | Vac - Max.                 | 140                     |
|                               | Current, Switching <sup>3</sup>       | Adc - Max.                 | 0.5                     |
| Aac - Max.                    |                                       | 0.35                       |                         |
| Voltage Hold-off <sup>4</sup> | Current, Carry                        | Adc - Max.                 | 1.2                     |
|                               |                                       | Across Open Contacts       | Vdc - Min.              |
|                               | Contacts to Coil                      | Vac - Min.                 | 1500                    |
|                               |                                       | Between Isolated Terminals | Vac - Min.              |
| Resistance                    | Contact, Initial                      | Ω Max.                     | 0.150                   |
|                               | Insulation Across Open Contacts       | Ω Min.                     | 10 <sup>10</sup>        |
|                               | Insulation Between Isolated Terminals | Ω Min.                     | 10 <sup>10</sup>        |
| Timing                        | Operate Time                          | ms - Max.                  | 1.0                     |
|                               | Release Time                          | ms - Max.                  | 1.0                     |
| Environmental                 | Temperature, Operating                | °C                         | -40 to +85              |
|                               | Temperature, Storage <sup>5</sup>     | °C                         | -40 to +105             |
|                               | Vibration Resistance                  | G - Max. 10-2000 Hz.       | 20                      |
|                               | Shock Resistance                      | G - Max. 11 ms ½ sine      | 50                      |

**Notes:**

- Contact rating - Product of the switching voltage and current should never exceed the wattage rating. Contact Littelfuse for additional load/lofe information.
- When switching inductive and/or capacitive loads, the effects of transient voltages and/or currents should be considered. Refer to Application Notes AN108A & AN107 for details.
- Electrical Load Life Expectancy - Contact Littelfuse with voltage current values along with type of load.
- Breakdown Voltage - Per MIL-STD-202, Method 301.
- Storage Temperature - Long time exposure at elevated temperature may degrade solderability of the leads.

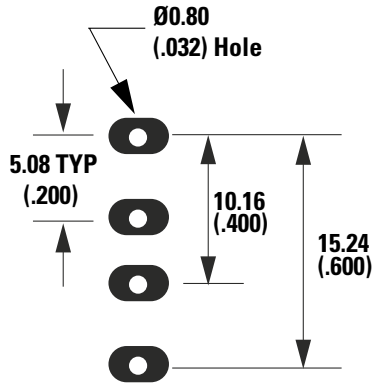
**Table 3**  
**Coil Characteristics @ 25°C**

| Contact Form & Type | Electrical & Operating Characteristics | Dimensions  | Part Number | Nominal Coil Voltage Vdc | Coil Resistance ±10% Ohms | Must Operate Vdc | Must Release Vdc | Maximum Coil Voltage Vdc | Top View 2.54mm (0.1") Grid Dot on Case: Pin 1 Numbers not printed on case. |
|---------------------|--|-------------|-------------|--------------------------|---------------------------|------------------|------------------|--------------------------|---|
| 1A SPST-NO          | See Table 2                            | See Table 1 | HE3621A0500 | 5                        | 500                       | 3.75             | 0.5              | 14                       |   |
|                     |  |             | HE3621A1200 | 12                       | 1000                      | 8.0              | 1.0              | 22                       |   |
|                     |  |             | HE3621A2400 | 24                       | 2150                      | 16.0             | 2.0              | 31                       |   |

# HE3600

## Miniature Single In-line Reed Relay

**HE3600 PCB Layout**  
(Bottom View)



### Part Numbering System

**HE3600 - X - XX - XX**

**Model Number**  
HE3621 - Standard

**Contact Type**  
A - Form A (SPST-NO)

**Standard Coil**  
05 - 5 Volt  
12 - 12 Volt  
24 - 24 Volt

**General Options**  
00 - No Options  
10 - Diode Suppressed Coil  
40 - External Magnetic Shield  
50 - Ext. Magnetic Shield & Diode

**Note:** Not all combinations of Part Number suffixes are available. Contact Littelfuse for details.

### Packaging

| Packaging Option | Packaging Specification | Quantity  | Quantity & Packaging Code | Taping Width |
|------------------|-------------------------|-----------|---------------------------|--------------|
| Bulk             | Bulk                    | 5367/5600 | N/A                       | N/A          |

**Disclaimer Notice** - Information furnished is believed to be accurate and reliable. However, users should independently evaluate the suitability of and test each product selected for their own applications. Littelfuse products are not designed for, and may not be used in, all applications. Read complete Disclaimer Notice at <http://www.littelfuse.com/disclaimer-electronics>.

单击下面可查看定价，库存，交付和生命周期等信息

[>>Littelfuse\(美国力特\)](#)