

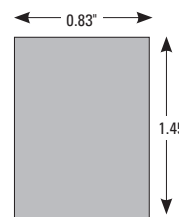
# 58312 & 58311 ROCKER SWITCHES

25A • Weather Resistant • LED Illumination



## 58312 LED Pilot Light Sealed Rocker Switches

- Weather-resistant and sealed to IP66 (high pressure wash resistant)
- Super-bright LED illumination and high-visibility wrap-around lenses
- LEDs give visibility, even in sunlight and have a long life
- Silver contacts and corrosion-resistant nickel-plated brass blades for superior performance and electrical contact



**Standard Mounting Hole:**

Snap into standard panel holes 1.45 x 0.83" (36.8 x 21.1mm) with thickness 0.09 to 0.19" (2.4 to 4.7mm)

**Dimensions:**

Front bezel 1.8 x 0.97" (46.0 x 24.5mm)  
Depth from rear of bezel to end of terminals 1.61" (40.9mm).

2D Prints and additional information: [littelfuse.com/RockerSwitches](http://littelfuse.com/RockerSwitches)



PART NUMBERS			RATING	POLE & THROW	ACTION	ILLUMINATION	LED PILOT LIGHTS		TERMINALS	CONTACTS	SEALING
BULK	INDIVIDUAL BOX	RETAIL CLAMSHELL					LENS COLOR 1	LENS COLOR 2			
58312-A2	58312-A2-BX	-	25A at 12V DC	SPST	On-Off	Independent	Amber	-	4 blade	Silver	IP66
58312-G2	58312-G2-BX	-	25A at 12V DC	SPST	On-Off	Independent	Green	-	4 blade	Silver	IP66
58312-R2	58312-R2-BX	-	25A at 12V DC	SPST	On-Off	Independent	Red	-	4 blade	Silver	IP66
58312-A4	58312-A4-BX	-	25A at 12V DC	SPST	On-Off	Dependent	Amber	-	3 blade	Silver	IP66
58312-C4	58312-C4-BX	-	25A at 12V DC	SPST	On-Off	Dependent	Clear	-	3 blade	Silver	IP66
58312-G4	58312-G4-BX	-	25A at 12V DC	SPST	On-Off	Dependent	Green	-	3 blade	Silver	IP66
58312-R4	58312-R4-BX	-	25A at 12V DC	SPST	On-Off	Dependent	Red	-	3 blade	Silver	IP66
58312-GA4	58312-GA4-BX	-	25A at 12V DC	SPST	On-Off	1 Dependent & 1 Independent	Green	Amber	4 blade	Silver	IP66
58312-RG4	-	-	25A at 12V DC	SPST	On-Off	1 Dependent & 1 Independent	Red	Green	4 blade	Silver	IP66
58312-RR4	-	-	25A at 12V DC	SPST	On-Off	1 Dependent & 1 Independent	Red	Red	4 blade	Silver	IP66
58312-RG2	-	-	25A at 12V DC	SPDT	On-On	Dependent	Red	Green	4 blade	Silver	IP66
58312-RR2	-	-	25A at 12V DC	SPDT	On-On	Dependent	Red	Red	4 blade	Silver	IP66
-	58312-AG-BX	-	25A at 12V DC	SPDT	On-Off-On	Dependent	Amber	Green	4 blade	Silver	IP66
58312-AR	58312-AR-BX	-	25A at 12V DC	SPDT	On-Off-On	Dependent	Amber	Red	4 blade	Silver	IP66
58312-RR	58312-RR-BX	-	25A at 12V DC	SPDT	On-Off-On	Dependent	Red	Red	4 blade	Silver	IP66
58312-RG3	-	-	25A at 12V DC	SPDT	Mom On-Off-Mom On	Independent	Red	Green	6 blade	Silver	IP66
58324-R1	-	-	24V DC	SPST	On-Off	Independent	Red	-	4 blade	Silver	IP66



## 58311 Sealed Rocker Switches

- Weather-resistant with contact areas sealed to IP66 (high pressure wash resistant)
- Silver contacts and corrosion-resistant nickel-plated brass blades for superior performance and electrical contact

PART NUMBERS			RATING	POLE & THROW	ACTION	TERMINALS	CONTACTS	SEALING	NOTES
BULK	INDIVIDUAL BOX	RETAIL CLAMSHELL							
58311-01	58311-01-BX	-	25A at 12V DC 15A at 24V DC	SPST	On-Off	2 blade	Silver	IP66	
58311-02	-	-		SPST	Mom On-Off	2 blade	Silver	IP66	
58311-03	-	-		SPDT	On-Off-On	3 blade	Silver	IP66	
58311-04	58311-04-BX	-		SPDT	Mom On-Off-Mom On	3 blade	Silver	IP66	
58311-06	-	-		DPST	On-Off	4 blade	Silver	IP66	
58311-07	58311-07-BX	-		DPDT	On-Off-On	6 blade	Silver	IP66	
58311-08	-	-		DPDT	On-On	6 blade	Silver	IP66	
58311-11	-	-		DPDT	On-Off-On	4 blade	Silver	IP66	Forward & Reverse
58311-13	58311-13-BX	-		DPDT	Off-On-Mom On	4 blade	Silver	IP66	Ignition & Start
58311-16	-	-		DPDT	Off-On-On	4 blade	Silver	IP66	Parking & Headlights
58311-18	-	58311-18-BP		DPDT	Mom On-Off-Mom On	4 blade	Silver	IP66	Forward & Reverse

Datasheet Replaces Hotfeed Number D-622

# 58312 & 58311 ROCKER SWITCHES

25A • Weather Resistant • LED Illumination

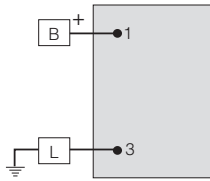


## Single-Pole (SP) & Double-Pole (DP) Switch Wiring Diagrams

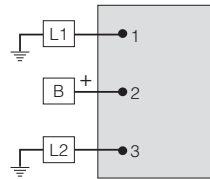
Diagrams represent both momentary contact or maintained contact switches.

### Switches without Pilot Lights

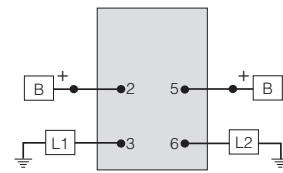
SPST Off-On (2 terminals)



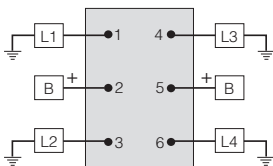
SPDT On-Off-On (3 terminals)



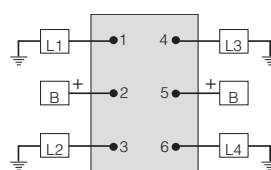
DPST Off-On (4 terminals)



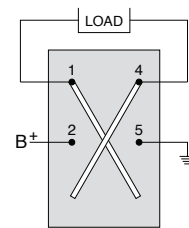
DPDT On-On (6 terminals)



DPDT On-Off-On (6 terminals)

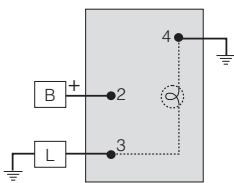


DPST Forward & Reverse (3 terminals)

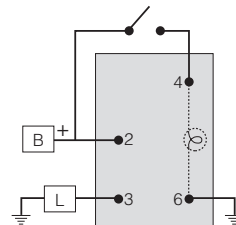


### Switches with One Pilot Light

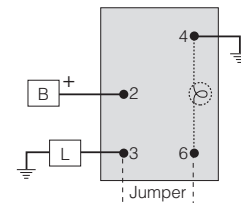
SPST Off-On – Dependent Illumination (3 terminals)



SPST Off-On – Independent Illumination (4 terminals)

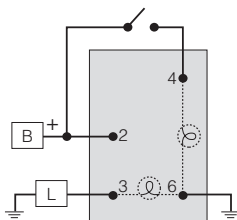


SPST Off-On – Independent converted to Dependent  
To convert, connect jumper wire from terminal 3 to terminal 6 and connect terminal 4 to ground (4 terminals)

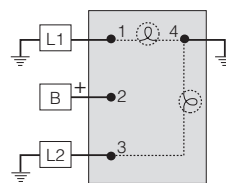


### Switches with Two Pilot Lights

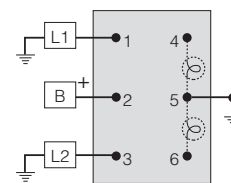
SPST Off-On Dependent & Independent (4 terminals)



SPDT On-Off-On or On-On dependent (4 terminals)



SPDT On-Off-On or On-On Independent (4 terminals)



Visit [Littelfuse.com](http://Littelfuse.com) for the most up-to-date product information. Littelfuse products are designed for specific applications and should not be used for any purpose (including, without limitation, automotive applications) not expressly set forth in applicable Littelfuse product documentation. Warranties granted by Littelfuse shall be deemed void for products used for any purpose not expressly set forth in applicable Littelfuse product documentation. Littelfuse shall not be liable for any claims or damages arising out of products used in applications not expressly intended by Littelfuse as set forth in applicable Littelfuse product documentation.

Datasheet Replaces Hotfeed Number D-622

单击下面可查看定价，库存，交付和生命周期等信息

[>>Littelfuse\(美国力特\)](#)