

CONTINUOUS DUTY SOLENOIDS

6-32V DC • 65-200A • Uncoated or PVC-Coated



Specifications Overview

Voltage Ratings:	6, 12, 24, or 36V DC
Max Continuous Current:	65, 85, or 200A
Circuitry:	Single Pole Single Throw (SPST)
Contact Form:	Normally Open
Contact Terminals:	Copper or Silver
Operating Temp:	-40° to +85°C
Battery Terminals:	5/16 - 24 (35 in-lbs / 4.0 Nm)
Coil Studs:	10-32 (15 in-lbs / 1.7 Nm)

Description

Minimizes arcing and contact oxidation, maintains high performance. Universal use with part numbers available to handle loads up to 200A.

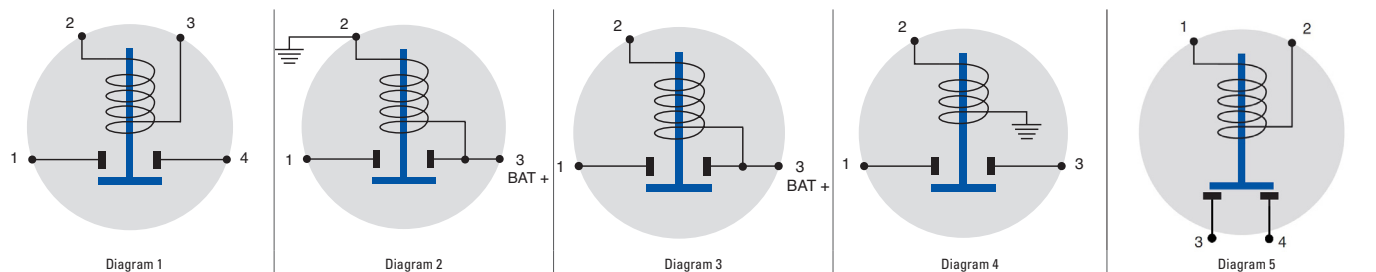
PVC Coated option available for a more environmentally-sealed product. Coated solenoids withstand moisture and dust to IP66.

Where vehicle vibration is a problem, we recommend the 24213-01 in which the internal windings are potted for added protection of coil leads and studs.

Web Resources

Download 2D prints and technical resources at:
littelfuse.com/solenoids

Electrical Schematic



Mechanical Specifications


- SPST Normally open contacts.
- Plated steel housing. Hexnuts and washers included.
- Large (power circuit) battery studs; copper 5/16" -24 thread.
- Small (control circuit) coil studs; steel 10-32 thread.
- Bracket mounting holes 5/16 X 19/32" (7.9 X 15.1mm) on 2 13/64" centers (56.0mm).
- Available with PVC coated exterior or Potted Coil interiors for harsh environments or vibration resistance.
- Caution: Never unscrew the inner hexnuts on the studs. These keep the stud and inner wiring in place.

Ordering Information

See chart on page 2

Datasheet Replaces Hotfeed Number D-500


CONTINUOUS DUTY SOLENOIDS



A




B



C



D



E

Ordering Information

PART NUMBERS			VOLTAGE	AMPS	INSULATED / GROUNDED	CIRCUITRY	FORM / CONTACTS	CONTACT MATERIAL	PVC COATED	UL LISTED	POTTED COIL	IMAGE	DIAGRAM	NOTES	
BULK	BOXED	RETAIL													
24080	24080-BX	-	24	85	Insulated	SPST	NO	Copper				A	1		
24080-01	-	-		65	Insulated	SPST	NO	Copper		•			A	1	Intermittent rating: 125A Make, 65A Break 10 sec on, 30 min off - UL Requirement
24200	24200-BX	-		110	Insulated	SPST	NO	Copper					A	Refer to 2D Print	Momentary switch, latching solenoid
24008	24008-BX	-		120	Insulated	SPST	NO	Copper					A		Special spring for stronger contact return force
24008-03	-	-		120	Insulated	SPST	NO	Copper					A		Components shipped unassembled
24063	24063-BX	-		85	Insulated	SPST	NO	Silver					A	1	
24063-08	24063-08-BX	-		85	Insulated	SPST	NO	Copper	•	•			B	1	
24214	24214-BX	-		200	Insulated	SPST	NO	Silver					A	1	
24107	24107-BX	-		85	Insulated	SPST	NO	Copper					C	2	
24124	24124-BX	-		85	Grounded	SPST	NO	Copper					C	4	
24524-10D	-	-		100	Insulated	SPST	NO	Copper				Refer to 2D Print	Refer to 2D Print		
24037	24037-BX	-		750	Grounded	SPST	NO	Copper					C	4	
24044	24044-BX	-		750	Grounded	SPST	NO	Copper					D	4	
24047	24047-BX	-	750	Insulated	SPST	NO	Copper					A	1		
24059	24059-BX	24059-BP	85	Insulated	SPST	NO	Copper					A	1		
24059-08	24059-08-BX	24059-08-BP	65	Insulated	SPST	NO	Copper		•			A	1	Intermittent rating: 750A Make, 100A Break 10 sec on, 30 min off - UL Requirement	
24106-07	-	-	85	Grounded	SPST	NO	Copper					C	4	P/N, Date Code, Voltage ink stamped on surface	
24115	24115-BX	-	85	Insulated	SPST	NO	Copper					C	3		
24117	24117-BX	-	12	Insulated	SPST	NO	Copper	•				B	1		
24117-01	24117-01-BX	24117-01-BP		Insulated	SPST	NO	Copper	•					B	1	
24213	24213-BX	24213-BP		200	Insulated	SPST	NO	Silver					A	1	
24213-01	-	-		200	Insulated	SPST	NO	Silver			•		B	1	IP66
24213-03	-	-		200	Insulated	SPST	NO	Silver	•				B	1	Black PVC Coating • IP66
24106	24106-BX	-		85	Grounded	SPST	NO	Copper					C	4	
24082	24082-BX	-		85	Grounded	SPST	NO	Copper					D	4	Curved Bracket
24420	24420-BX	24420-BP		35	Insulated	SPST	NO	Copper	•	•			E	5	
24097	24097-BX	-		6	85	Insulated	SPST	NO	Copper				A	1	

单击下面可查看定价，库存，交付和生命周期等信息

[>>Littelfuse\(美国力特\)](#)