


Zener Diodes

CDZ55C-TM Series



FEATURES

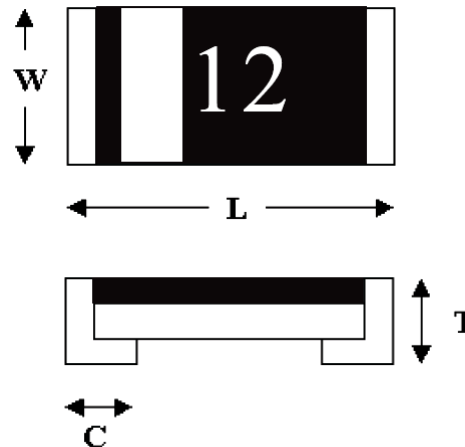
- Silicon planar power zener diodes
- SMD chip pattern
- Leadfree and RoHS compliance components
- Zener-M series as low IR suit for mobile design

MECHANICAL CHARACTERISTICS

- Size: 0603 (SOD-523 equivalent)
- Weight: approx. 4mg
- Marking: Zener voltage & cathode terminal

DIMENSIONS

Dimension/mm	0603
L	1.55±0.1
W	0.8±0.1
T	0.65±0.1
C	0.35±0.1



MAXIMUM RATING & THERMAL CHARACTERISTICS¹⁾

Parameter at T _{amb} =25°C ¹⁾	Symbol	Value	Unit
Power Dissipation	P _{tot}	200	mW
Repetitive Peak Forward Current	I _{FRM}	200	mA
Junction Temperature	T _j	150	°C
Thermal Resistance Junction to Ambient air	R _{θJA}	300	°C/W
Operating & Storage Temperature range	T _{opr, stg}	-55 to 150	°C

1) Valid provided that electrodes are kept at ambient temperature.

ELECTRICAL CHARACTERISTICS¹⁾

Parameter at T _{amb} =25°C ¹⁾	Symbol	Value	Unit
Forward Voltage at I _F =200mA	V _F	1.5 _{MAX}	V
Zener Voltage Tolerance, C=±5%			

1) Valid provided that electrodes are kept at ambient temperature.

Part Number	Marking Code	Nominal Zener Voltage		Max Zener Impedance				Max Reverse Leakage Current	
		V _Z @ I _{ZT}		Z _{ZT} @ I _{ZT}		Z _{ZK} @ I _{ZK}		I _R @ V _R	
		Min V	Max V	Ω	mA	Ω	mA	μA	V
CDZ55C5V1TM	E1	4.85	5.36	50	5	550	1	0.1	1
CDZ55C5V6TM	E6	5.32	5.88	30	5	450	1	0.1	1

TYPICAL CHARACTERISTICS

Figure 1. Forward current vs Forward Voltage

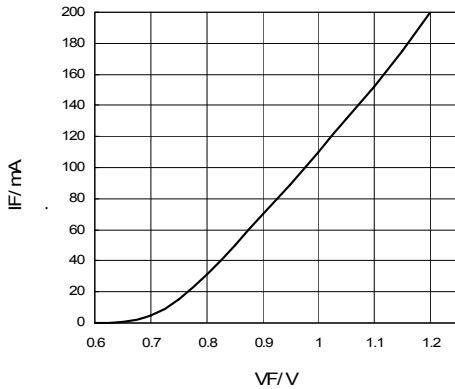
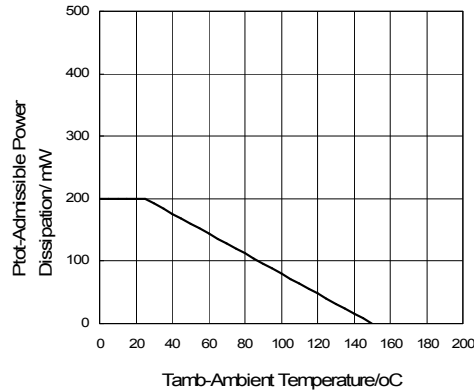


Figure 2. Power De-rating



TEST CHARACTERISTICS

Test Item	Test Condition	Requirement
Solderability	Sn bath at 245±5°C for 2±0.5s	>95% area tin covered
Resistance to Soldering Heat	Sn bath at 260±5°C for 10±2s	V _F , V _Z & I _R within spec; no mechanical damage
Humidity Steady State	At 85°C 85%RH for 168hrs	V _F , V _Z & I _R within spec
Continue Forward Operating Life	At 25°C I _F =1.1I _F for 1000hrs	V _F , V _Z & I _R within spec
Thermal Shock	-55 ±5°C/5min to 150±5°C/5min for 10cycles	V _F , V _Z & I _R within spec
Bending Strength	Bending up to 2mm for 1cycle	V _F , V _Z & I _R within spec; no mechanical damage

APPLICATIONS

- Function: constant voltage control
- Soldering Condition:

Soldering Condition & Caution

- Recommended Soldering Condition
(Refer to IPC/JEDEC J-STD-020D 4-1&5.2)

Recommended Profile Condition	Sn-Pb Soldering	Leadfree Soldering	Wave Soldering
Ramp-up rate (from pre-heat stage)	<3°C/s	<3°C/s	ΔT<150°C
Pre-heat Temperature & Time	100-150 °C 60-120s	150-200 °C 60-120s	100-150 °C 60-120s
Soldering Temperature & Time	183 °C 60-150s	217 °C 60-150s	260±5°C 5±2s
Peak Temperature	230±5°C <260°C	245±5°C <260°C	260±5°C
Time within 5°C of peak temperature	10-20s	20-30s	-
Ramp-down rate	<6°C/s	<6°C/s	<6°C/s
Time 25°C to peak temperature	<6min	<8min	-

Manual Soldering: Approx. 350°C for 3s, avoid solder iron tip direct touch the components body

Recommended Soldering Profile

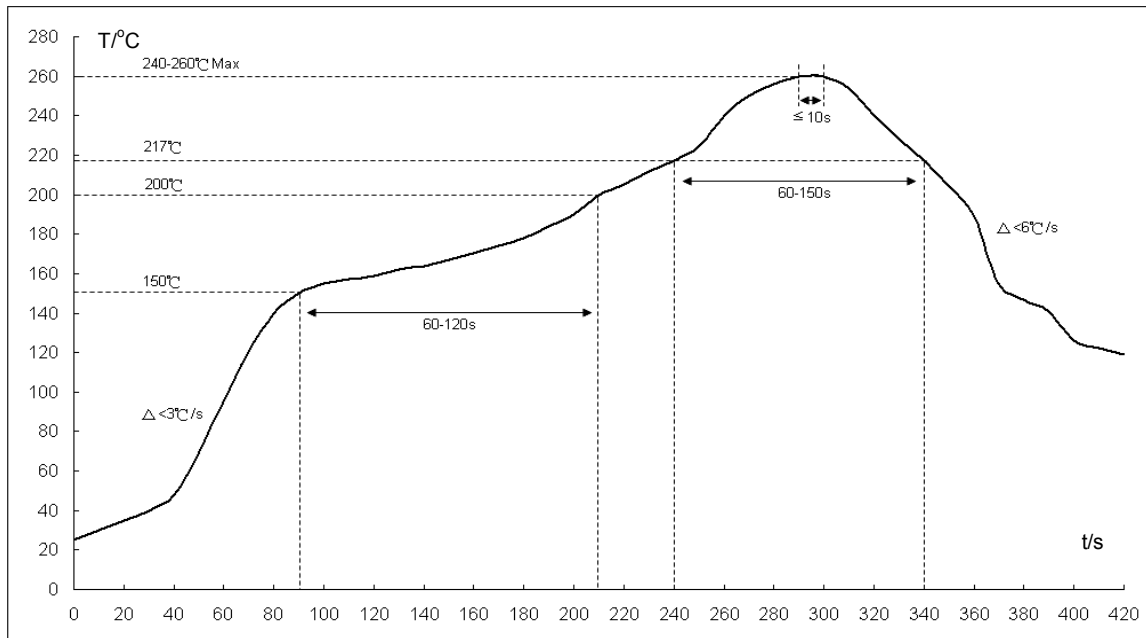


Fig1: Reflow soldering profile for lead-free solder (SnAgCu)

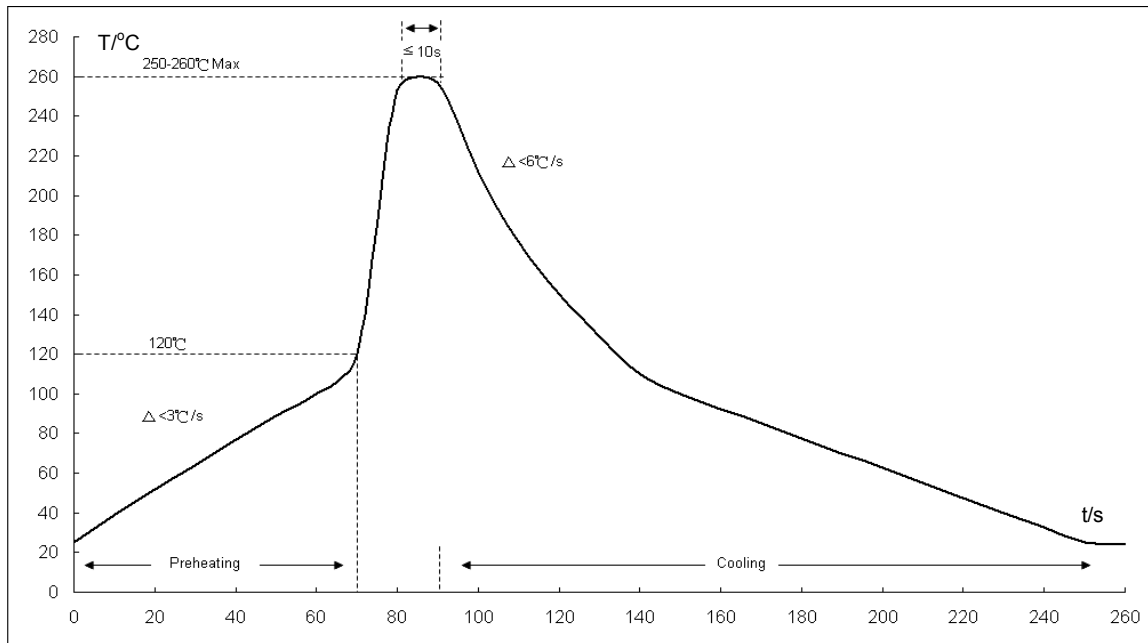
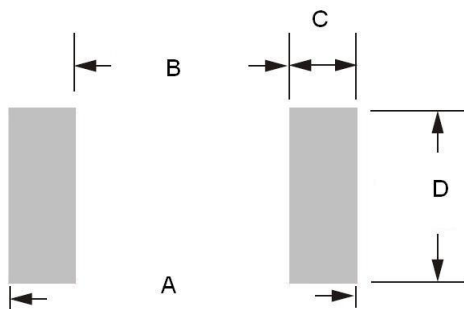


Fig2: Wave soldering profile

- *1. The recommended profiles are referring to IPC/JEDEC J-STD-020D & IEC-60068-2-58
- *2. Chip diodes are able to stand maximum soldering temperature up to 260°C max for 10s, and the soldering cycles with max 3 times, referring to IEC-60068-2-58

■ Recommended Soldering Footprint:



■ Reflow/Wave Soldering

Product Size	Dimension/ mm			
	A	B	C	D
0603	1.8-2.6	0.8	0.5-0.9	0.8-1.0

- Storage Condition: Product termination solderability can degrade due to high temperature and humidity or chemical environment. Storage condition must be in an ambient temperature of <40°C and ambient humidity of <75%RH, and free from chemical.

ENVIRONMENTAL CHARACTERISTICS

Product	Hazardous Substance or Element/ppm					
	Pb	Cd	Hg	Cr ⁶⁺	PBB	PBDE
	<1000	<100	<1000	<1000	<1000	<1000

Product	Halogen Substance/ ppm				
	F	Cl	Br	I	Total
	<900	<900	<900	<900	<1500

PACKING METHOD

Product	Quantity/Reel	Reel Size	Tape
	5,000pcs	7"	Paper

DISCLAIMERS

These products are not designed for use in applications where any failure or malfunction may result in personal injury, death or severe property or environmental damage such as medical, military, aircraft, space or life support equipments.

单击下面可查看定价，库存，交付和生命周期等信息

[>>LIZ\(丽智\)](#)