

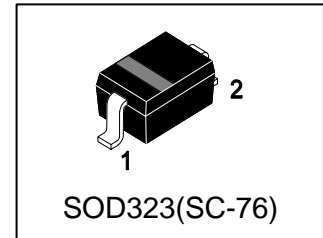
LRB550V-30T1G

S-LRB550V-30T1G

Schottky Barrier Diode

1. FEATURES

- We declare that the material of product compliance with RoHS requirements and Halogen Free.
- S- prefix for automotive and other applications requiring unique site and control change requirements; AEC-Q101 qualified and PPAP capable.
- Low VF,Low IR.
- Small surface mounting type.
- High reliability.



2. APPLICATIONS

- General rectification
- Silicone pitaxial planar

3. DEVICE MARKING AND ORDERING INFORMATION

Device	Marking	Shipping
LRB550V-30T1G	SD	3000/Tape&Reel
LRB550V-30T3G	SD	10000/Tape&Reel

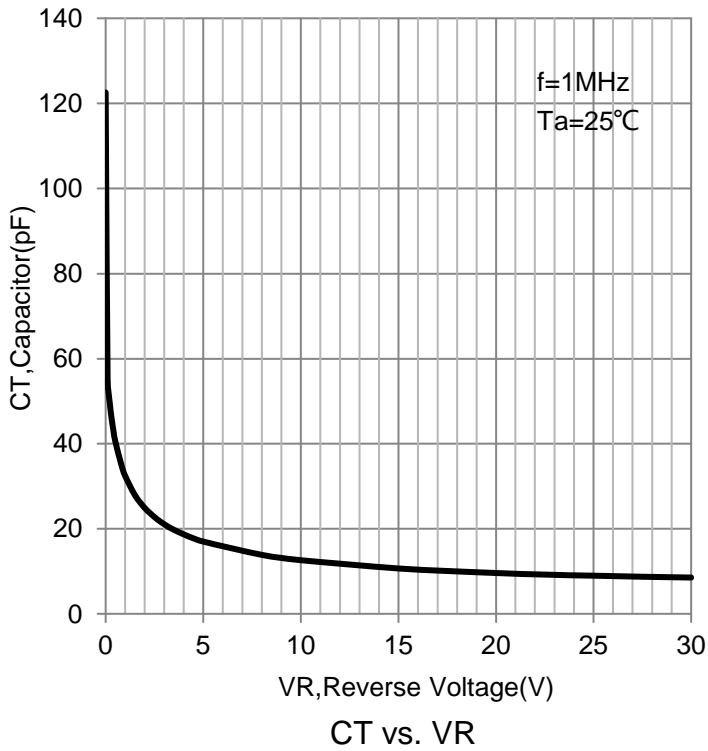
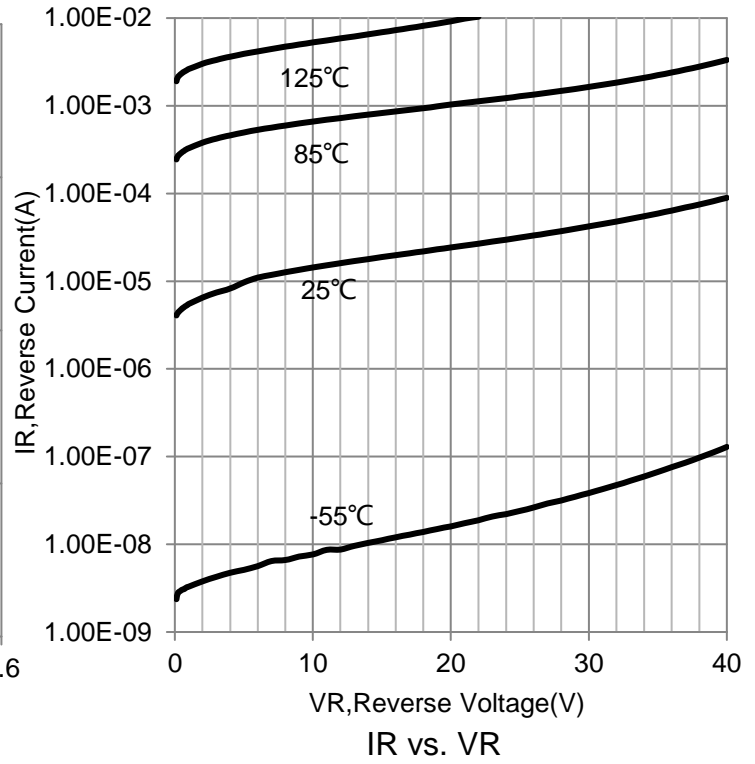
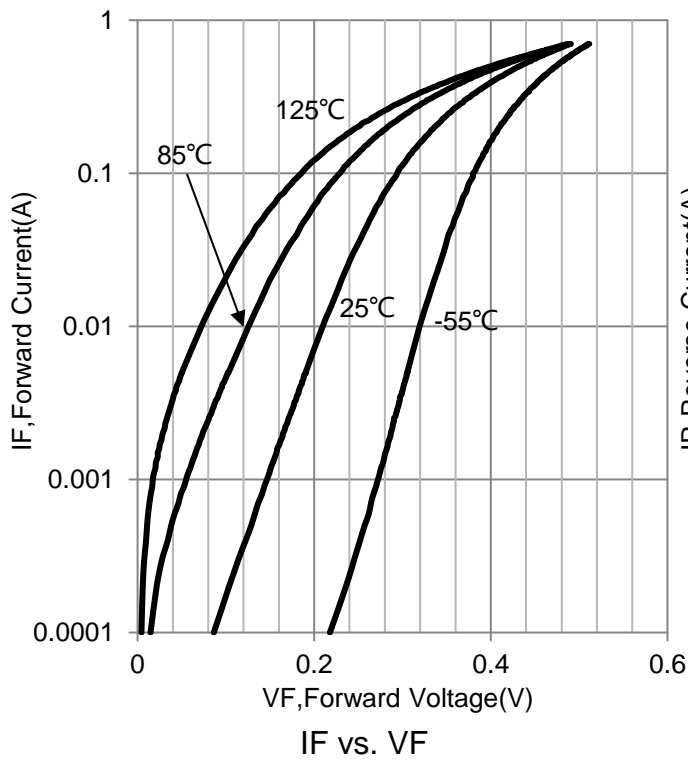
4. MAXIMUM RATINGS(Ta = 25°C)

Parameter	Symbol	Limits	Unit
Peak Reverse Voltage	VRM	30	V
DC Reverse Voltage	VR	30	V
Average Rectified Forward Current	IO	0.5	A
Peak Forward Surge Current	IFSM	2	A
Junction Temperature	Tj	150	°C
Storage Temperature	Tstg	-40~+150	°C

5. ELECTRICAL CHARACTERISTICS (Ta= 25°C)

Characteristic	Symbol	Min.	Typ.	Max.	Unit
Forward voltage (IF=100mA)	VF	-	-	0.39	V
(IF=700mA)		-	-	0.6	
Reverse Current(VR=10V)	IR	-	-	30	μA

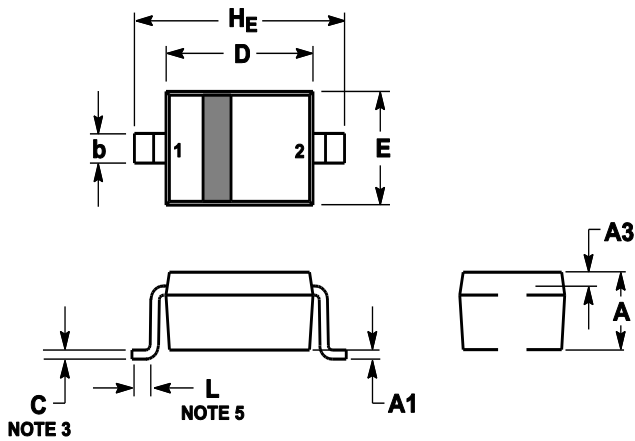
6.ELECTRICAL CHARACTERISTICS CURVES



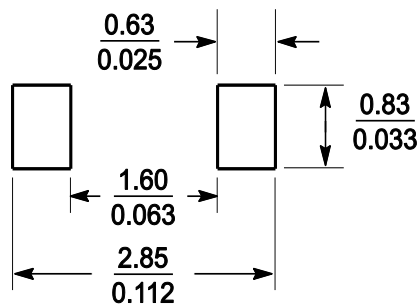
7.OUTLINE AND DIMENSIONS

Notes:

1. DIMENSIONING AND TOLERANCING PER ANSI Y14.5M, 1982.
2. CONTROLLING DIMENSION: MILLIMETERS.
3. MAXIMUM LEAD THICKNESS INCLUDES LEAD FINISH. MINIMUM LEAD THICKNESS IS THE MINIMUM THICKNESS OF BASE MATERIAL.
4. DIMENSIONS D AND E DO NOT INCLUDE MOLD FLASH, PROTRUSIONS OR GATE BURRS.



DIM	MILLIMETERS			INCHES		
	MIN	NOM	MAX	MIN	NOM	MAX
A	0.8	0.9	1	0.031	0.035	0.04
A1	0	0.05	0.1	0	0.002	0.004
A3	0.15REF			0.006REF		
b	0.25	0.32	0.4	0.01	0.012	0.016
C	0.089	0.12	0.177	0.003	0.005	0.007
D	1.6	1.7	1.8	0.062	0.066	0.07
E	1.15	1.25	1.35	0.045	0.049	0.053
L	0.08			0.003		
H_E	2.3	2.5	2.7	0.09	0.098	0.105

8.SOLDERING FOOTPRINT


单击下面可查看定价，库存，交付和生命周期等信息

[>>LRC\(乐山无线电\)](#)