

Low Capacitance Quad Array for ESD Protection

General Description

The LESDA6V1W5T1G is a monolithic suppressor designed to protect components connected to data and transmission lines against ESD. The device clamp the voltage just above the logic level supply for positive transients, and to a diode drop below ground for negative transients.

Features

- 4 Unidirectional Transil functions
- Breakdown voltage:
- $V_{BR} = 6.1 \text{ V min. and } 25 \text{ V min.}$
- Low leakage current: $< 1 \text{ mA}$
- Very small PCB area $< 4.2 \text{ mm}^2$ typically
- High ESD protection level: up to 25 kV
- High integration
- Pb-Free Package is Available
- S- Prefix for Automotive and Other Applications Requiring Unique Site and Control Change Requirements; AEC-Q101 Qualified and PPAP Capable.

Complies with the following standards

IEC61000-4-2

Level 4 16 kV (air discharge)
9 kV(contact discharge)

MIL STD 883E - Method 3015-7 Class 3

25 kV HBM (Human Body Model)

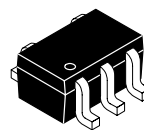
Applications

- Computers
- Printers
- Communication systems
- Cellular phones handsets and accessories
- Wireline and wireless telephone sets
- Set top boxes

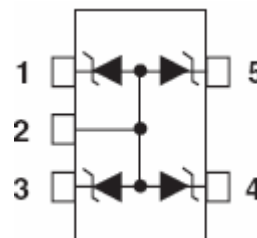
Absolute Ratings ($T_{amb}=25^{\circ}\text{C}$)

Symbol	Parameter		Value	Units
P_{PP}	Peak Pulse Power ($t_p = 8/20\mu\text{s}$)	LESDA6V1W5T1G	150	W
T_L	Maximum lead temperature for soldering during 10s		260	$^{\circ}\text{C}$
T_{stg}	Storage Temperature Range		-40 to +125	$^{\circ}\text{C}$
T_{op}	Operating Temperature Range		-40 to +125	$^{\circ}\text{C}$

LESDA6V1W5T1G
S-LESDA6V1W5T1G



SC-88A/SOT-353



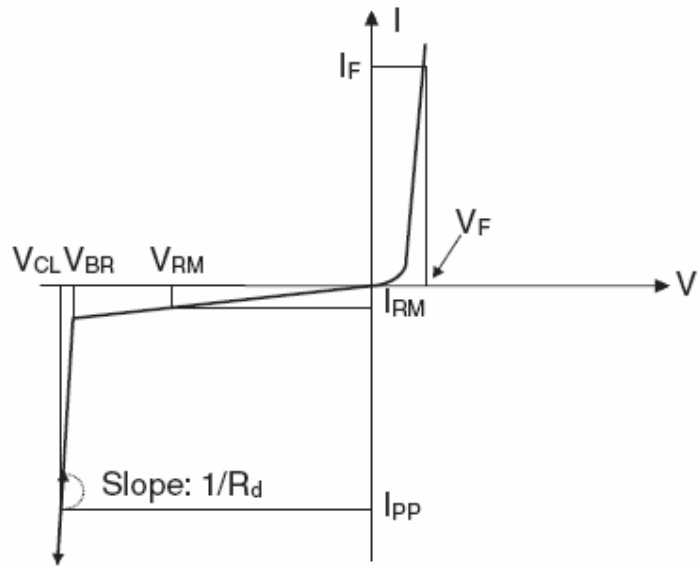
ORDERING INFORMATION

Device	Marking	Shipping
LESDA6V1W5T1G S-LESDA6V1W5T1G	WE	3000/Tape & Reel

LES DA6V1W5T1G , S-LES DA6V1W5T1G

Electrical Parameter

Symbol	Parameter
V_{RM}	Stand-off voltage
V_{BR}	Breakdown voltage
V_{CL}	Clamping voltage
I_{RM}	Leakage current
I_{PP}	Peak pulse current
I_R	Reverse current
I_F	Forward current
αT	Voltage temperature coefficient
V_F	Forward voltage drop
C	Capacitance
R_d	Dynamic



Electrical Characteristics

Part Numbers	V_{BR}		I_R	V_{RM}	I_{RM}	V_F	I_F	R_d	αT	C
	Min.	Max.				Max.		Typ. ⁽¹⁾	Max. ⁽²⁾	Typ. 0v bias
	v	v				v		Ω	$10^{-4}/^{\circ}C$	pF
LES DA6V1W5T1G	6.1	7.2	1	5	1	1.25	200	0.61	6	90

1. Square pulse $I_{PP}=15A, t_p=2.5\mu s$ 2. $V_{BR}=\alpha T * (T_{amb}-25^{\circ}C) * V_{BR}(25^{\circ}C)$

LESDA6V1W5T1G , S-LESDA6V1W5T1G

Typical Characteristics

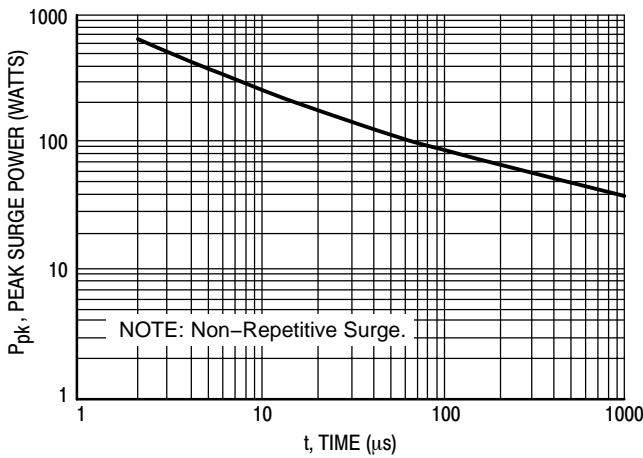


Figure 1. Pulse Width

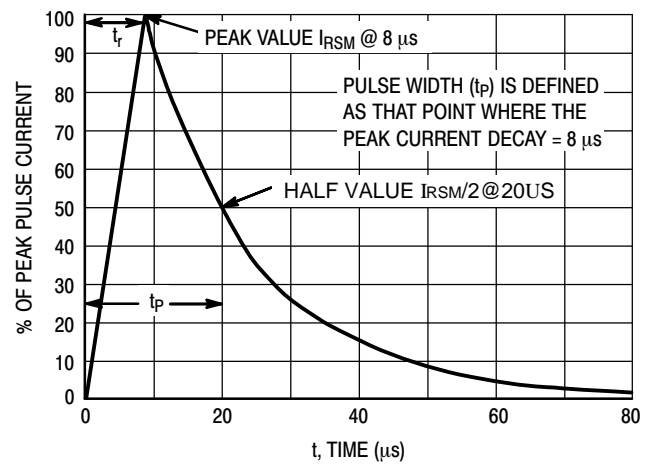


Figure 2. 8 x 20 μs Pulse Waveform

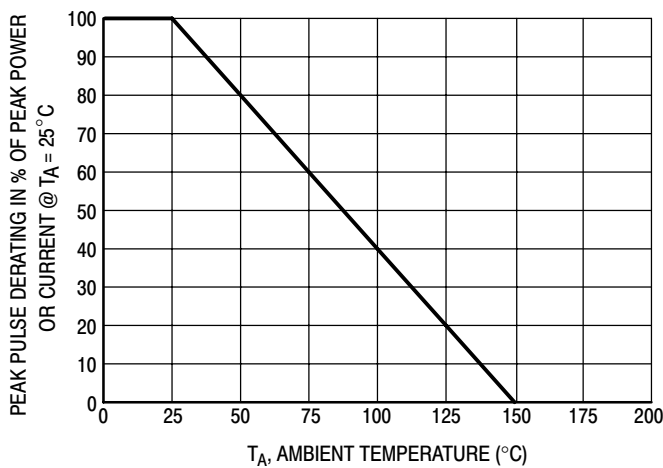


Figure 3. Pulse Derating Curve

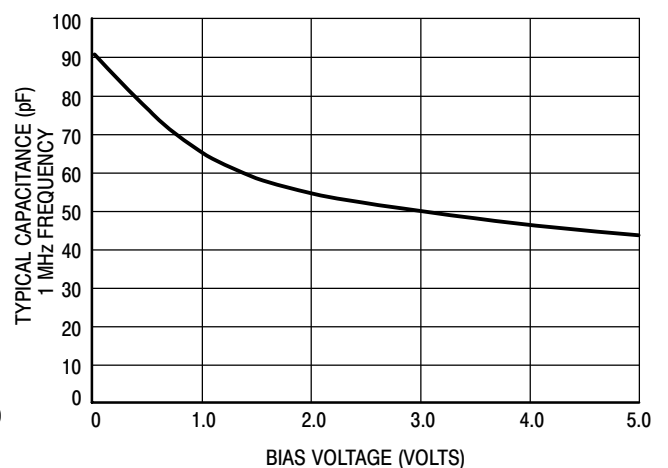


Figure 4. Capacitance

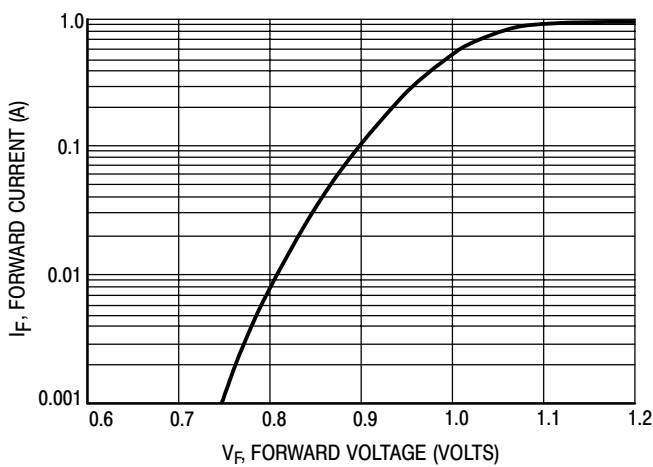


Figure 5. Forward Voltage

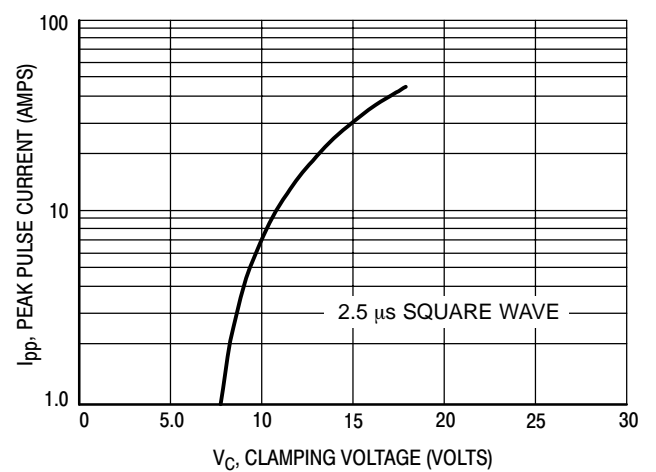
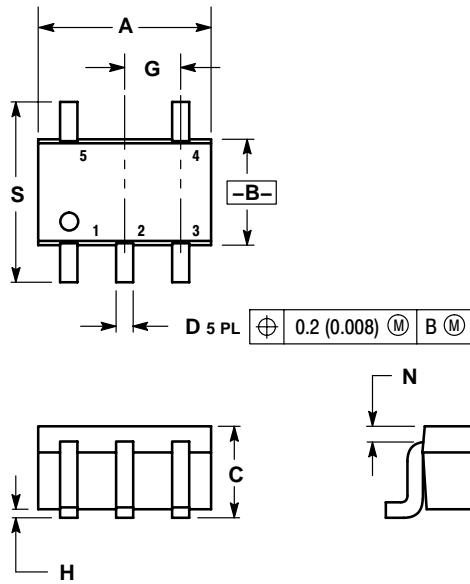


Figure 6. Clamping Voltage versus Peak Pulse Current (Reverse Direction)

LESDA6V1W5T1G , S-LESDA6V1W5T1G

SC-88A/SOT-353

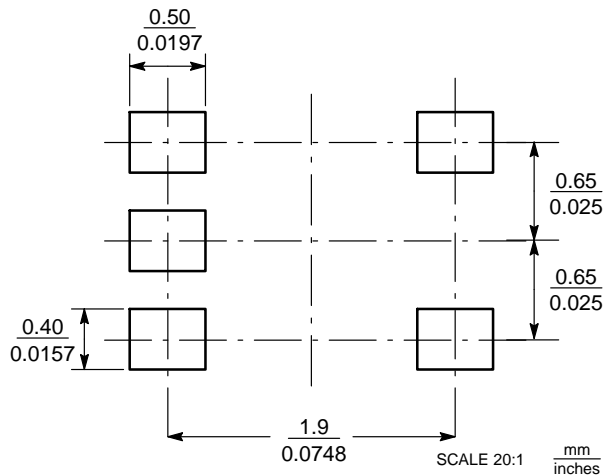


NOTES:

1. DIMENSIONING AND TOLERANCING PER ANSI Y14.5M, 1982.
2. CONTROLLING DIMENSION: INCH.
3. 419A-01 OBSOLETE. NEW STANDARD 419A-02.
4. DIMENSIONS A AND B DO NOT INCLUDE MOLD FLASH, PROTRUSIONS, OR GATE BURRS.

DIM	INCHES		MILLIMETERS	
	MIN	MAX	MIN	MAX
A	0.071	0.087	1.80	2.20
B	0.045	0.053	1.15	1.35
C	0.031	0.043	0.80	1.10
D	0.004	0.012	0.10	0.30
G	0.026 BSC		0.65 BSC	
H	---	0.004	---	0.10
J	0.004	0.010	0.10	0.25
K	0.004	0.012	0.10	0.30
N	0.008 REF		0.20 REF	
S	0.079	0.087	2.00	2.20

SOLDERING FOOTPRINT*



单击下面可查看定价，库存，交付和生命周期等信息

[>>LRC\(乐山无线电\)](#)

[>>点击查看相关商品](#)