

1N5400G thru 1N5408G

FEATURES

- * Plastic package has Underwriters Laboratories Flammability Classification 94V-0
- * Construction utilizes void-free molded plastic technique
- * Low reverse leakage
- * High forward surge capability
- * Cavity-free glass passivated junction
- * High temperature soldering guaranteed:
260°C/10 seconds, 0.375" (9.5mm) lead length, 5 lbs. (2.3kg) tension

Mechanical Data

Case: JEDEC DO-201AD, molded plastic over glass body

Terminals: Plated axial leads, solderable per MIL-STD-750, Method 2026

Polarity: Color band denotes cathode end

Mounting Position: Any

Weight: 0.04 oz., 1.13 g

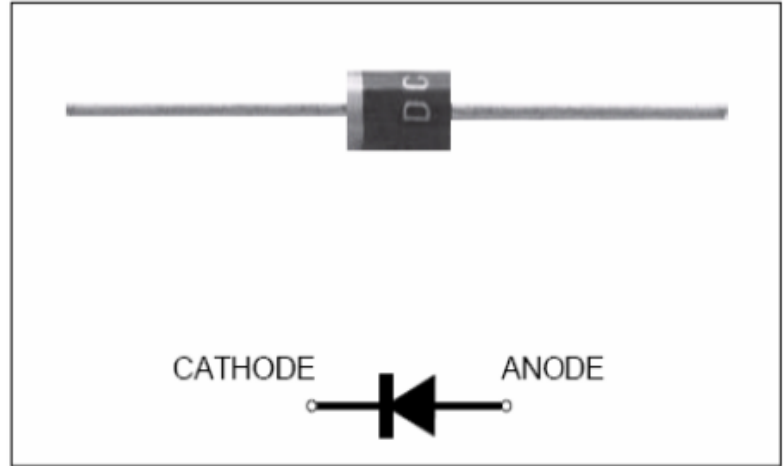
Handling precaution: None

Glass Passivated Junction General

Purpose Plastic Rectifiers

Reverse Voltage 50 to 1000V

Forward Current 3.0A



We declare that the material of product compliance with RoHS requirements.

Maximum Ratings & Thermal Characteristics Ratings at 25°C ambient temperature unless otherwise specified.

Parameter Symbol	symbol	1N5400G	1N5401G	1N5402G	1N5403G	1N5404G	1N5405G	1N5406G	1N5407G	1N5408G	Unit
Maximum repetitive peak reverse voltage	V_{RRM}	50	100	200	300	400	500	600	800	1000	V
Maximum RMS voltage	V_{RMS}	35	70	140	210	280	350	420	560	700	V
Maximum DC blocking voltage	V_{DC}	50	100	200	300	400	500	600	800	1000	V
Maximum average forward rectified current 0.375" (9.5mm) lead length at $T_A = 75^\circ\text{C}$	$I_{F(AV)}$	3.0									A
Peak forward surge current 8.3ms single half sine-wave superimposed on rated load (JEDEC Method)	I_{FSM}	200									A
Maximum full load reverse current, full cycle average, 0.375" (9.5mm) lead lengths at $T_A = 105^\circ\text{C}$	$I_{R(AV)}$	500									μA
Typical thermal resistance (Note 1)	$R\theta_{JA}$	20									$^\circ\text{C}/\text{W}$
Maximum DC blocking voltage temperature	T_A	125									$^\circ\text{C}$
Operating junction and storage temperature range	T_J, T_{STG}	-50 to +150									$^\circ\text{C}$

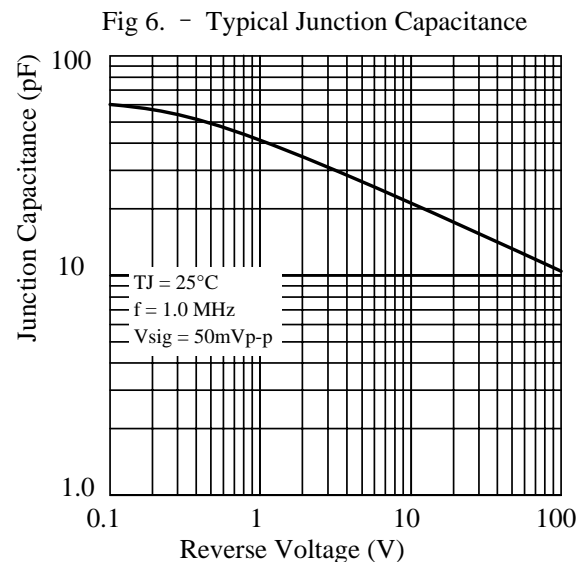
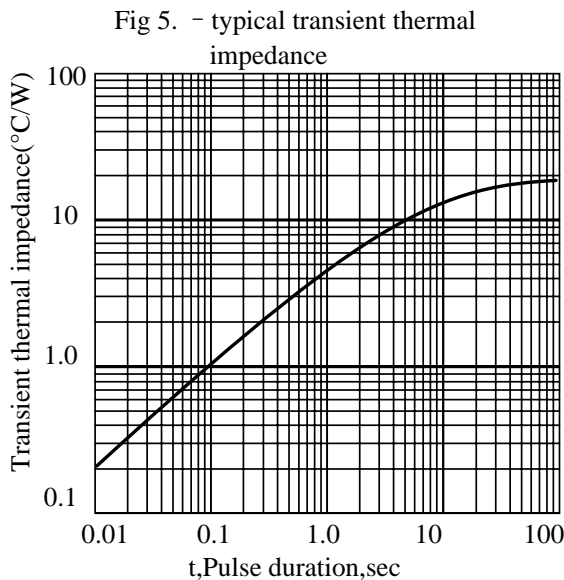
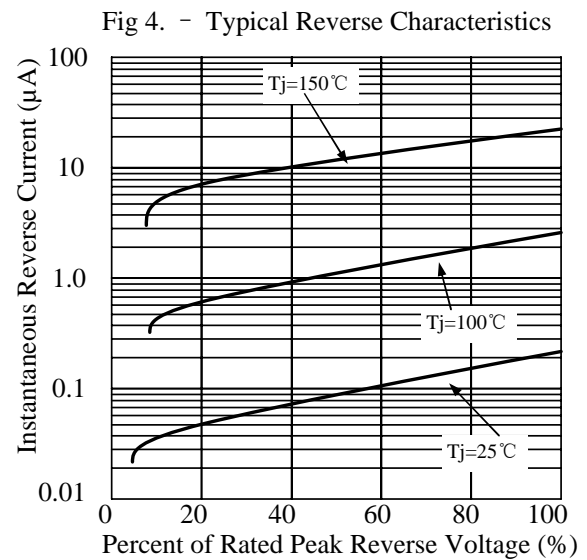
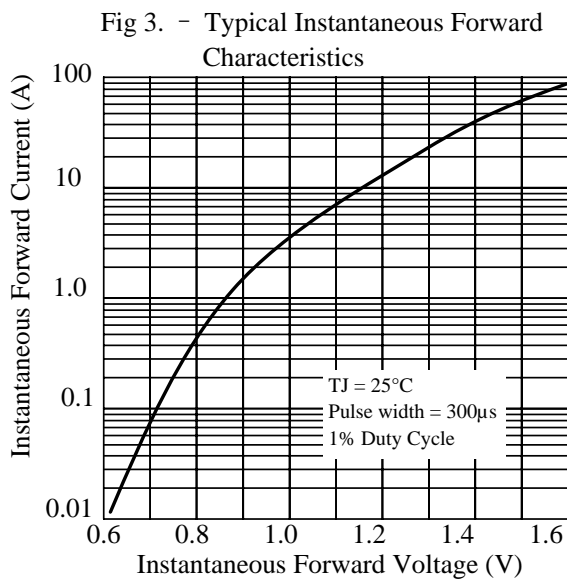
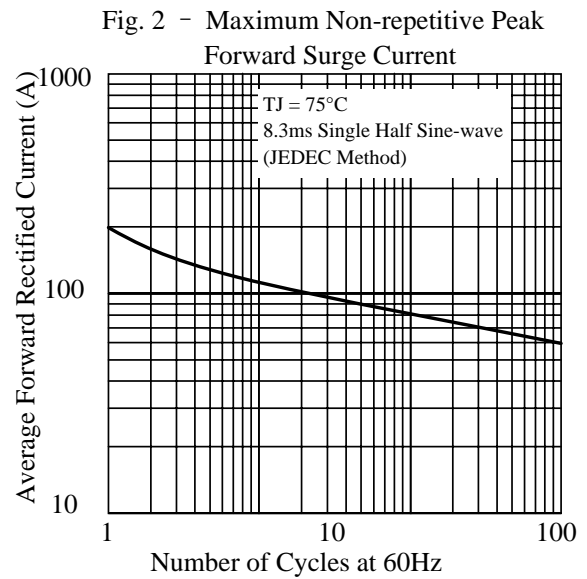
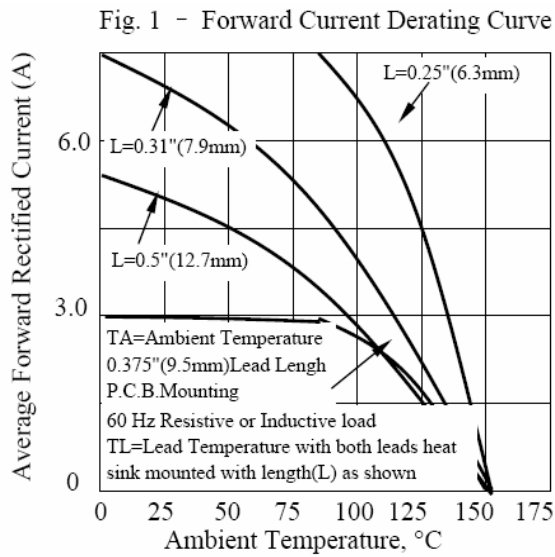
Electrical Characteristics Ratings at 25°C ambient temperature unless otherwise specified.

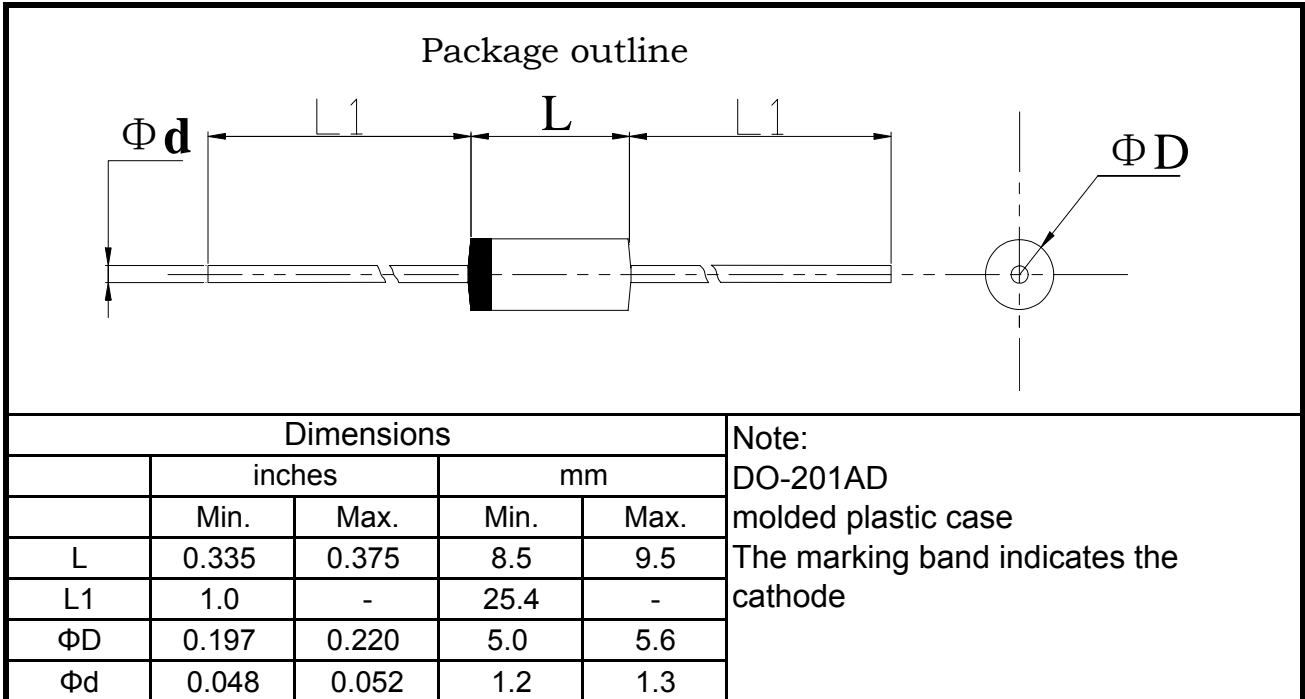
Parameter Symbol	symbol	1N5400G	1N5401G	1N5402G	1N5403G	1N5404G	1N5405G	1N5406G	1N5407G	1N5408G	Unit
Maximum instantaneous forward voltage at 3.0A	V_F	1.10									V
Maximum DC reverse current $T_A = 25^\circ\text{C}$ at rated DC blocking voltage $T_A = 125^\circ\text{C}$	I_R	10									μA
Typical junction capacitance at 4.0V, 1MHz	C_J	30									PF

NOTES:

1. Thermal resistance from junction to ambient at 0.375" (9.5mm) lead length, P.C.B. mounted

Ratings and Characteristic Curves (TA = 25°C unless otherwise noted)



Package Dimensions in inches and (millimeters)


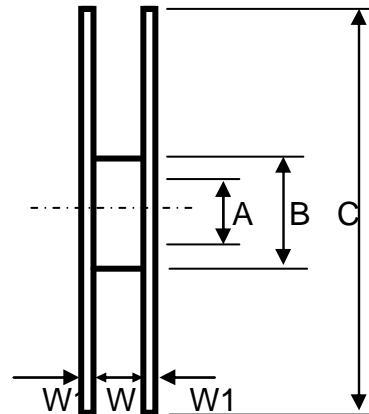
Packing Of Plastic-Sealed Axial Lead Diodes

1. 卷盘/Reel Packing (52mm)

A: 卷盘规格/Reel spec.



Unit:mm



Item	Symbol	Dimension
Dimeter	A	76.4±0.1
	B	82.5±0.2
	C	330±0.5
Width	W	72±0.2
Thickness	W1	3±0.2

B: 外箱规格/Outer Box Specification



Item	Symbol	Dimension
Size	L	350±2
	W	350±2
	H	340±4

按以上包装方式: (As per the above spec)

	外型/Outside		
	DO-41 & A-405	DO-15	DO-201AD
Q'ty/Taping	5K	4K	1.4K
Q'ty/Packing Case	20K	16K	5.6K

2. 弹带盒装/Ammo Packing

Unit:mm

A: 弹带盒规格/Ammo Box Spec.



Item	Symbol	Dimension	Notes
Box's Size	L	260±2	52mm TYPE
	W	76±2	
	H	100±4	
	L	250±3	26mm TYPE
	W	45±3	
	H	95±5	

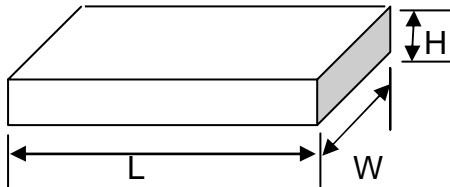
B: 外箱规格/Outer Box Specification



Item	Symbol	Dimension	Notes
Case's Size	L	430±2	52mm TYPE
	W	280±2	
	H	225±4	
	L	435±3	26mm TYPE
	W	280±3	
	H	295±5	

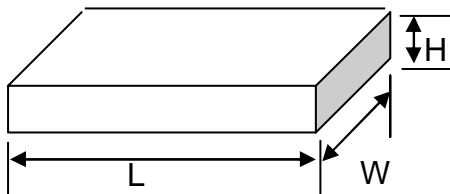
按以上包装方式: (As per the above spec)

	外型/Outside		
	A-405 & DO-41 & R-1	DO-15	DO-201AD
Q'ty/Taping	3K	2K	0.8K
Q'ty/Packing Case 26mm/TYPE	30K	20K	7.2K
Q'ty/Packing Case 52mm/TYPE	60K	40K	14.4K

3. 散装/Bulk Packing
A. 包装盒尺寸/Box Dimension


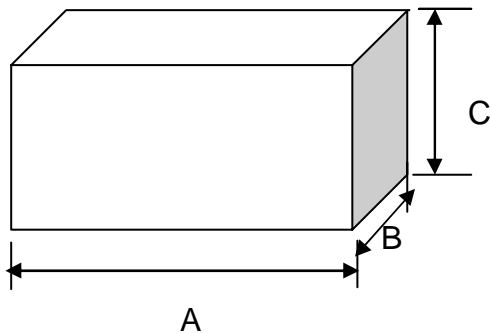
(DO-41&DO-15)

Item	Symbol	Dimension
Box's Size	L	200±2
	W	84±2
	H	21±2



(DO-201AD)

Item	Symbol	Dimension
Box's Size	L	200±2
	W	84±2
	H	29±2

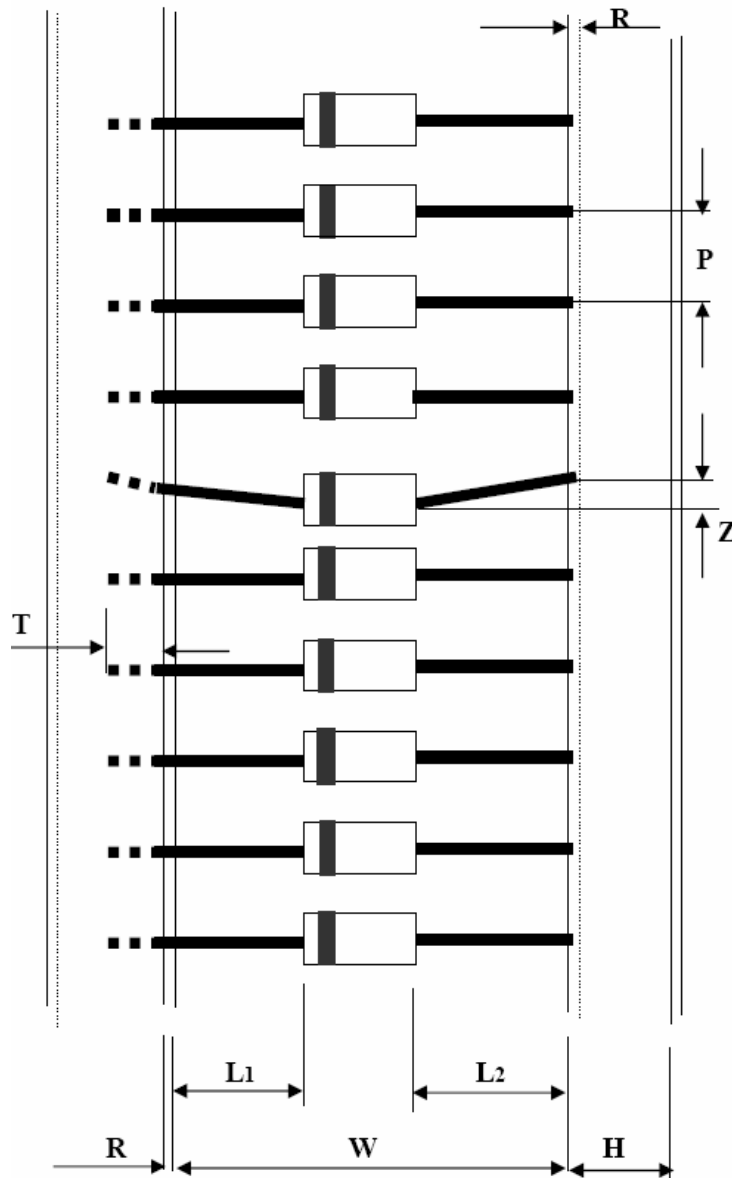
B: 外箱规格/Outer Box Specification


Item	Symbol	Dimension
Case's Size	L	465±2
	W	225±2
	H	260±4

按以上包装方式: (As per the above spec)

	外型/Outside		
	DO-41&A-405&R-1	DO-15	DO-201AD
Q'ty/Taping	1K	0.5K	0.3K
Q'ty/Packing Case	50K	25K	12K

4. 编带图形及规格/Taping Specification



Unit:mm

尺寸代号	编带尺寸/Tape Dimension		
Dimension Code	26/tape	52/tape	52/tape#
W	26 0.0/+1.6	52 -1.0/+2.0	52 -1.0/+2.0
P	5±0.5	5±0.5	10±0.5
L1-L2	<1.0	<1.2	<1.2
H	6±1.0	6±1.0	6±1.0
Z	<1.2	<1.2	<1.2
R	<1.0	<1.0	<1.0
T	>3.2	>3.2	>3.2

注: 52编带# 为DO-201AD编带规格

Remark: 52 tape# is DO-201AD taping spec.

单击下面可查看定价，库存，交付和生命周期等信息

[>>LRC\(乐山无线电\)](#)