

Surface Mount Schottky Diode

- Applications
Low current rectification

- Features
 - 1) Small surface mounting type.
 - 2) High reliability.

We declare that the material of product compliance with RoHS requirements.

S- Prefix for Automotive and Other Applications Requiring Unique Site and Control Change Requirements; AEC-Q101 Qualified and PPAP Capable.

- Construction
Silicon epitaxial planar

● Device marking and ordering information

Device	Marking	Shipping
LRB501V-40T1G S-LRB501V-40T1G	4	3000/Tape&Reel
LRB501V-40T3G S-LRB501V-40T3G	4	10000/Tape&Reel

LRB501V-40T1G
S-LRB501V-40T1G



● Absolute maximum ratings (Ta = 25°C)

Parameter	Symbol	Limits	Unit
Peak reverse voltage	V_{RM}	45	V
DC reverse voltage	V_R	40	V
Mean rectifying current	I_o	0.1	A
Peak forward surge current*	I_{FSM}	1	A
Junction temperature	T_j	125	°C
Storage temperature	T_{stg}	-40~+125	°C
Power Dissipation	P_D	200	mW

* 60 Hz for 1ms

● Electrical characteristics (Ta = 25°C)

Parameter	Symbol	Min.	Typ.	Max.	Unit	Conditions
Forward voltage	V_{F1}	-	-	0.55	V	$I_F=100mA$
Forward voltage	V_{F2}	-	-	0.34	V	$I_F=10mA$
Reverse current	I_R	-	-	30	μA	$V_R=10V$
Capacitance between terminals	C_T	-	6.0	-	pF	$V_R=10V, f=1MHz$

Note) ESD sensitive product handling required.

LRB501V-40T1G , S-LRB501V-40T1G

● Electrical characteristic curves (Ta = 25°C)

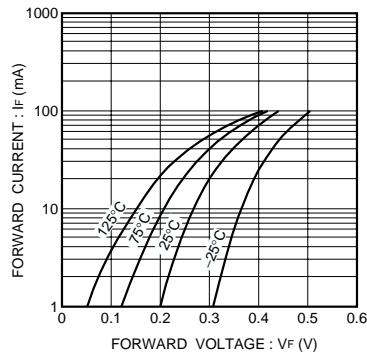


Fig. 1 Forward characteristics

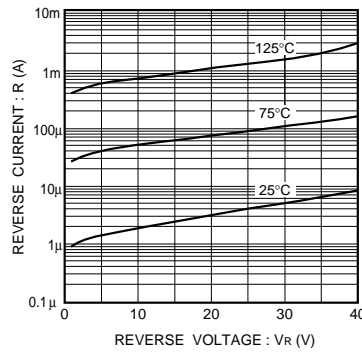


Fig. 2 Reverse characteristics

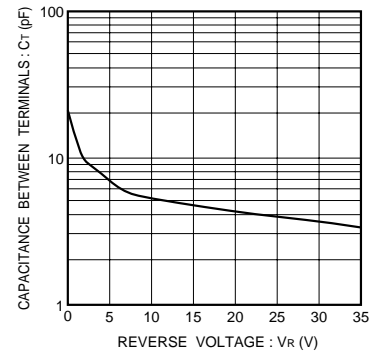


Fig. 3 Capacitance between terminals characteristics

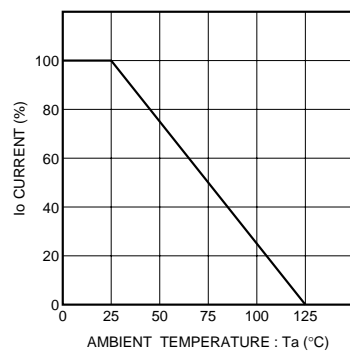
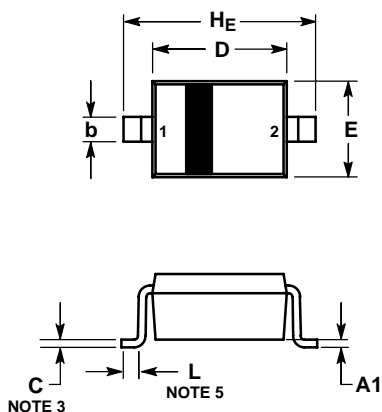


Fig. 4 Derating curve

LRB501V-40T1G , S-LRB501V-40T1G

SOD-323

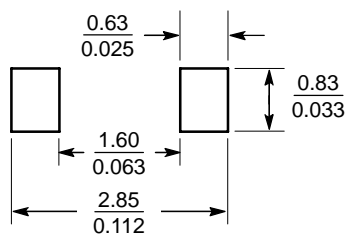


NOTES:

1. DIMENSIONING AND TOLERANCING PER ANSI Y14.5M, 1982.
2. CONTROLLING DIMENSION: MILLIMETERS.
3. LEAD THICKNESS SPECIFIED PER L/F DRAWING WITH SOLDER PLATING.
4. DIMENSIONS A AND B DO NOT INCLUDE MOLD FLASH, PROTRUSIONS OR GATE BURRS.
5. DIMENSION L IS MEASURED FROM END OF RADIUS.

DIM	MILLIMETERS			INCHES		
	MIN	NOM	MAX	MIN	NOM	MAX
A	0.80	0.90	1.00	0.031	0.035	0.040
A1	0.00	0.05	0.10	0.000	0.002	0.004
A3	0.15 REF			0.006 REF		
b	0.25	0.32	0.4	0.010	0.012	0.016
C	0.089	0.12	0.177	0.003	0.005	0.007
D	1.60	1.70	1.80	0.062	0.066	0.070
E	1.15	1.25	1.35	0.045	0.049	0.053
L	0.08			0.003		
H _E	2.30	2.50	2.70	0.090	0.098	0.105

SOLDERING FOOTPRINT*



单击下面可查看定价，库存，交付和生命周期等信息

[>>LRC\(乐山无线电\)](#)