

# LDSR01S30ST5G

## S-LDSR01S30ST5G

Schottky Barrier Diode

### 1. FEATURES

- We declare that the material of product compliance with RoHS requirements and Halogen Free.
- S- prefix for automotive and other applications requiring unique site and control change requirements; AEC-Q101 qualified and PPAP capable.
- Extremely small surface mounting type.(DFN0603)
- Low IR.
- High reliability.

### 2. APPLICATIONS

- Low current rectification

### 3. DEVICE MARKING AND ORDERING INFORMATION

Device	Marking	Shipping
LDSR01S30ST5G	R	15000/Tape&Reel

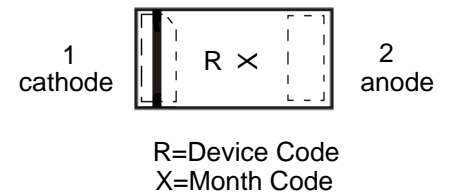
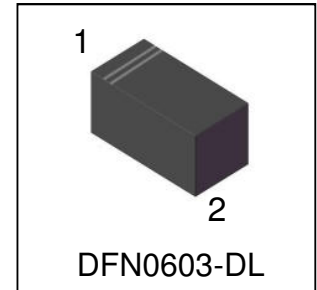
### 4. MAXIMUM RATINGS(Ta = 25°C)

Parameter	Symbol	Limits	Unit
DC Reverse Voltage	VR	30	V
Mean Rectifying Current	IO	100	mA
Peak Forward Surge Current	IFSM	2	A

### 5. THERMAL CHARACTERISTICS

Parameter	Symbol	Limits	Unit
Total Device Dissipation, FR-5 Board (Note 1) @ TA = 25°C Derate above 25°C	PD	200 1.58	mW mW/°C
Thermal Resistance, Junction-to-Ambient(Note 1)	RθJA	500	°C/W
Junction-to-Case	RθJC	250	°C/W
Junction Temperature	TJ	125	°C
Storage Temperature Range	Tstg	-40~+150	°C
Operating Temperature Range	Top	-40~+125	°C

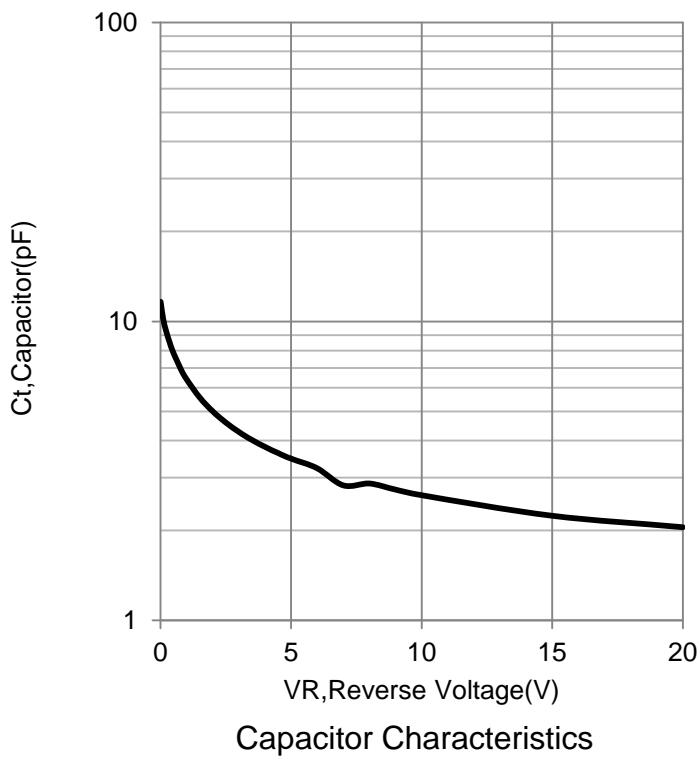
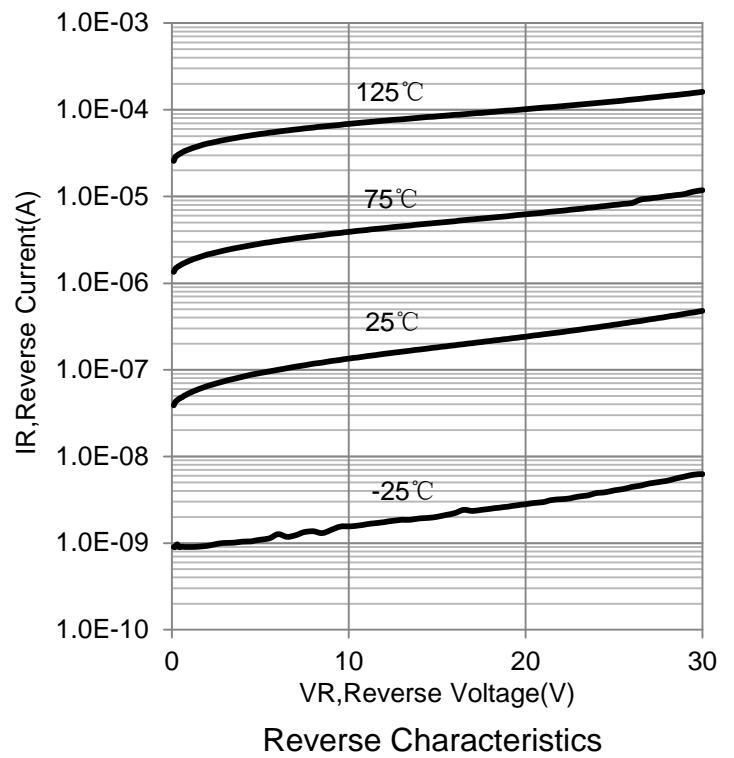
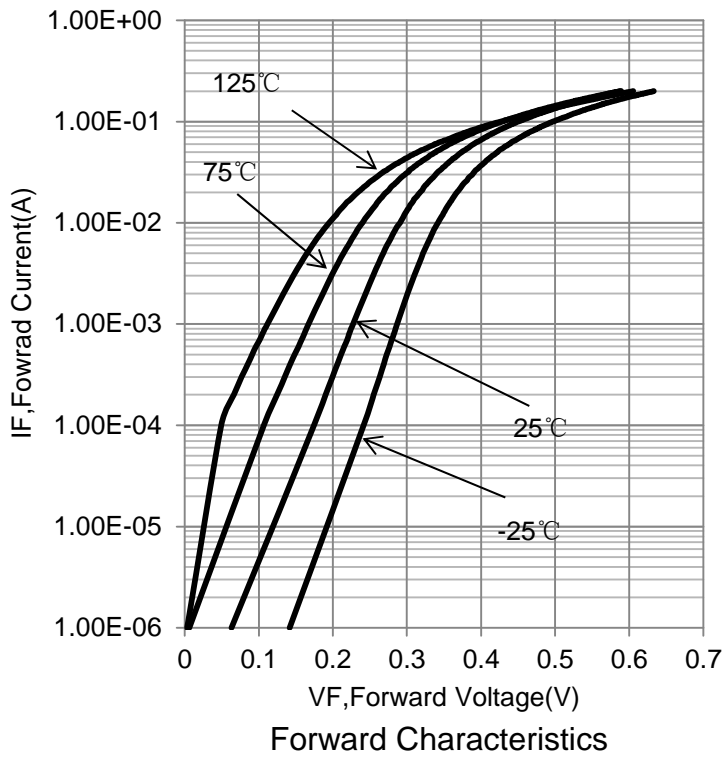
1. FR-5 = 1.0×0.75×0.062 in.

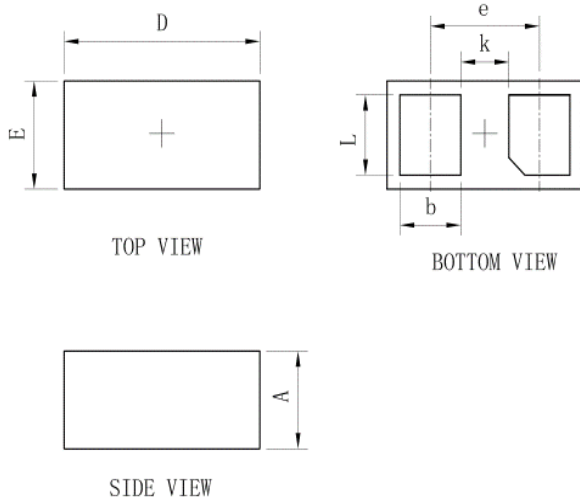


**6. ELECTRICAL CHARACTERISTICS (Ta= 25°C)**

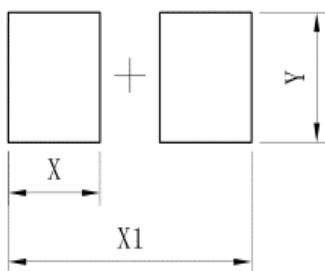
Characteristic	Symbol	Min.	Typ.	Max.	Unit
Reverse Voltage Leakage Current (VR = 10V)	IR	-	-	0.35	μA
(VR = 30V)		-	-	0.7	
Diode Capacitance (VR = 0V , f = 1.0 MHz)	CT	-	8.2	-	pF
Forward Voltage (IF = 100 mA)	VF	-	-	0.62	V
(IF = 10 mA)		-	-	0.5	

### 7. ELECTRICAL CHARACTERISTICS CURVES



**8. OUTLINE AND DIMENSIONS**


DFN0603-DL			
Dim	Min	Typ.	Max
D	0.58	0.61	0.64
E	0.28	0.31	0.34
e	-	0.34	-
L	0.20	0.23	0.26
b	0.16	0.19	0.22
A	0.25	0.28	0.31
k	0.12	0.15	0.18
All Dimensions in mm			

**9. SOLDERING FOOTPRINT**


DFN0603-DL	
DIM	(mm)
X	0.23
X1	0.61
Y	0.30

单击下面可查看定价，库存，交付和生命周期等信息

[>>LRC\(乐山无线电\)](#)

[>>点击查看相关商品](#)