


L1SS400BST5G

S-L1SS400BST5G

Switching Diode

1. FEATURES

- We declare that the material of product compliance with RoHS requirements and Halogen Free.
- S- prefix for automotive and other applications requiring unique site and control change requirements; AEC-Q101 qualified and PPAP capable.
- Extremely small surface mounting type.
- High Speed.
- High reliability.



2. Applications

- High speed switching

3. DEVICE MARKING AND RESISTOR VALUES

Device	Marking	Shipping
L1SS400BST1G	3	5000/Tape&Reel
L1SS400BST3G	3	8000/Tape&Reel
L1SS400BST5G	3	10000/Tape&Reel

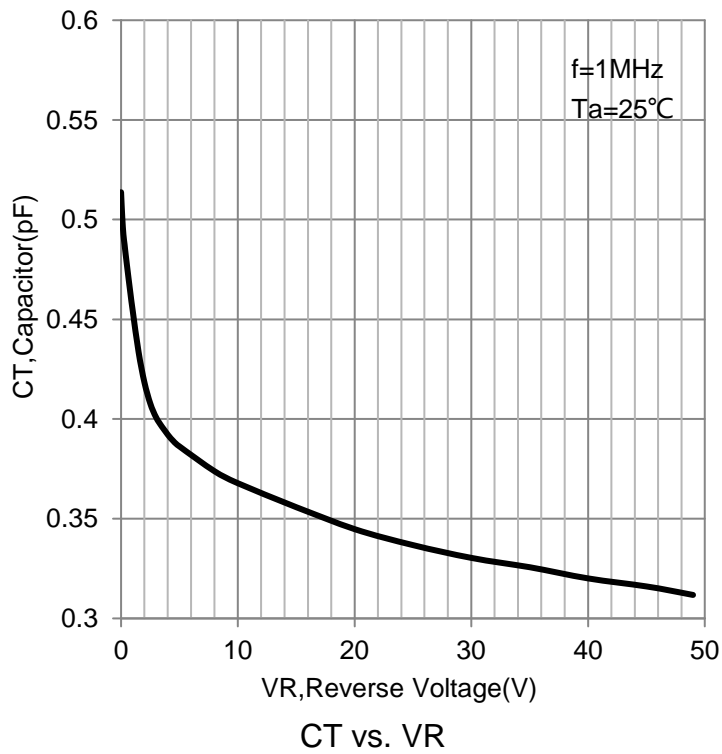
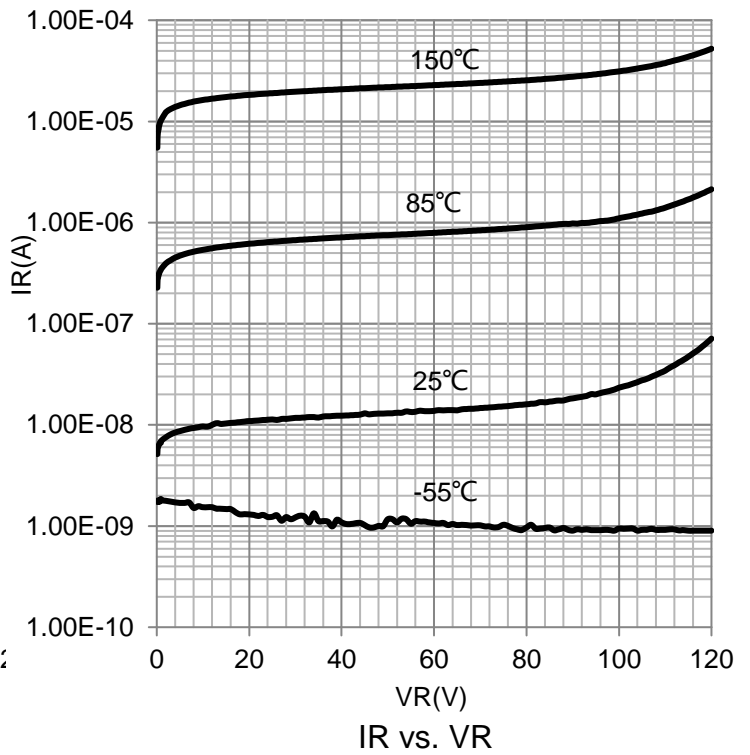
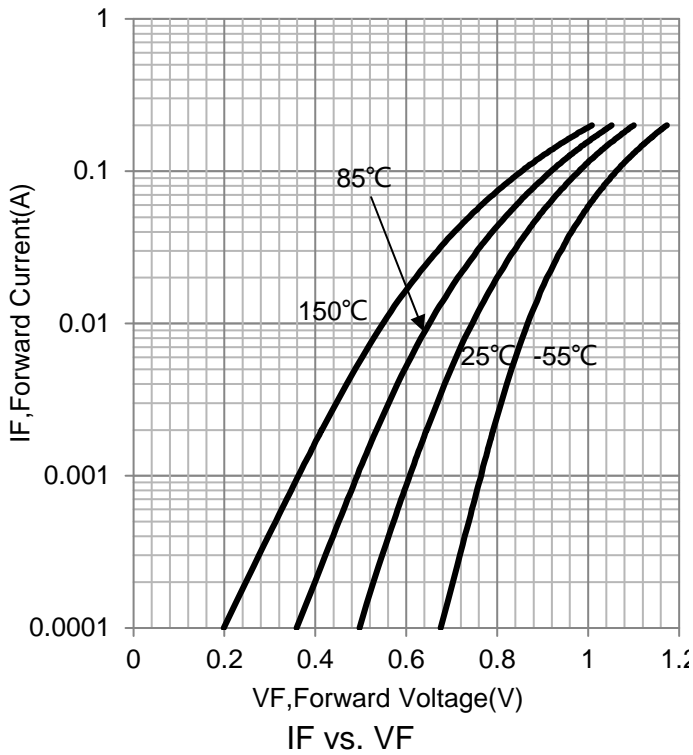
4. MAXIMUM RATINGS(Ta = 25°C)

Parameter	Symbol	Limits	Unit
Peak reverse voltage	VRM	90	V
DC reverse voltage	VR	80	V
Peak forward current	IFM	225	mA
Mean rectifying current	IO	100	mA
Surge current (1s)	Isurge	500	mA
Junction temperature	Tj	125	°C
Storage temperature	Tstg	-55~+125	°C

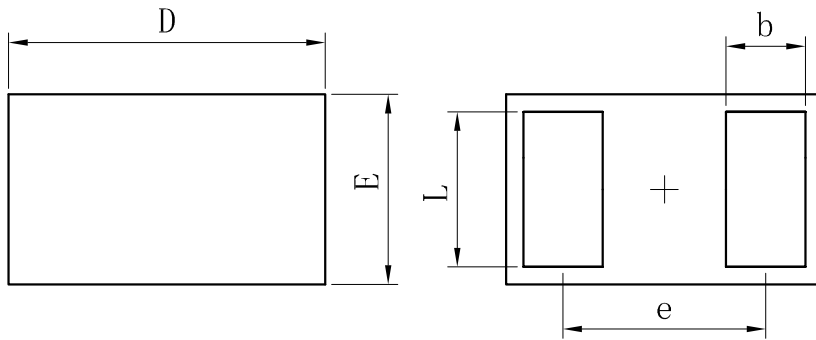
5. ELECTRICAL CHARACTERISTICS (Ta= 25°C)

CHARACTERISTICS	Symbol	Min	Typ	Max	Unit
Forward voltage (IF=100mA)	VF	-	-	1.2	V
Reverse current (VR=80V)	IR	-	-	0.1	μA
Capacitance between terminals (VR=0.5V,f=1MHz)	CT	-	0.72	3	pF
Reverse recovery time (VR=6V,IF=10mA,RL=100Ω)	Trr	-	-	4	ns

6.ELECTRICAL CHARACTERISTICS CURVES



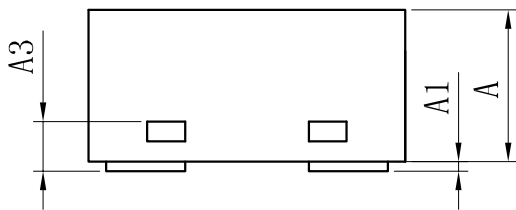
7.OUTLINE AND DIMENSIONS



TOP VIEW

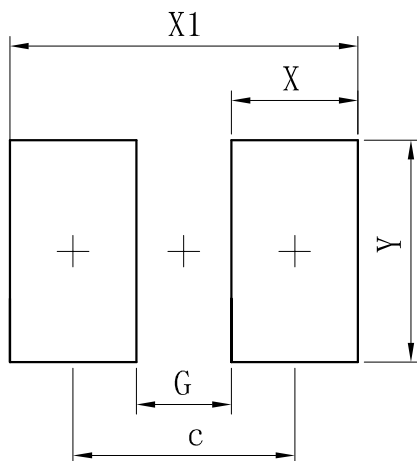
BOTTOM VIEW

SOD882			
Dim	Min	Typ.	Max
D	0.95	1.00	1.05
E	0.55	0.60	0.65
e	-	0.64	-
L	0.44	0.49	0.54
b	0.20	0.25	0.30
A	0.43	0.48	0.53
A1	0	-	0.05
A3	0.127REF.		
All Dimensions in mm			



SIDE VIEW

8.SOLDERING FOOTPRINT



Dimensions	(mm)
c	0.70
G	0.30
X	0.40
X1	1.10
Y	0.70

单击下面可查看定价，库存，交付和生命周期等信息

[>>LRC\(乐山无线电\)](#)