

L1SS355T1G

S-L1SS355T1G

High –Speed Switching Diode

1. FEATURES

- We declare that the material of product compliance with RoHS requirements and Halogen Free.
- S- prefix for automotive and other applications requiring unique site and control change requirements; AEC-Q101 qualified and PPAP capable.
- High speed.(trr =1.2ns Typ.)
- High reliability with high surge current handling capability.

2. APPLICATIONS

- High speed switching

3. DEVICE MARKING AND ORDERING INFORMATION

Device	Marking	Shipping
L1SS355T1G	5D	3000/Tape&Reel
L1SS355T3G	5D	10000/Tape&Reel


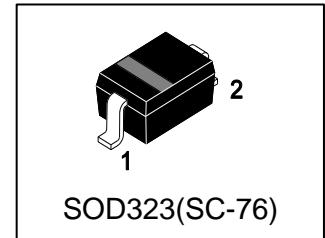
4. MAXIMUM RATINGS(Ta = 25°C)

Parameter	Symbol	Limits	Unit
Peak Reverse Voltage	VRM	90	V
DC Reverse Voltage	VR	80	V
Peak Forward Current	IFM	225	mA
Mean Rectifying Current	IO	100	mA
Surge Current(1s)	IFS	500	mA

5. THERMAL CHARACTERISTICS

Parameter	Symbol	Limits	Unit
Total Device Dissipation, FR-5 Board (Note 1) @ TA = 25°C Derate above 25°C	PD	200 1.57	mW mW/°C
Thermal Resistance, Junction-to-Ambient(Note 1)	RθJA	635	°C/W
Junction and Storage temperature	TJ,Tstg	-55~+150	°C

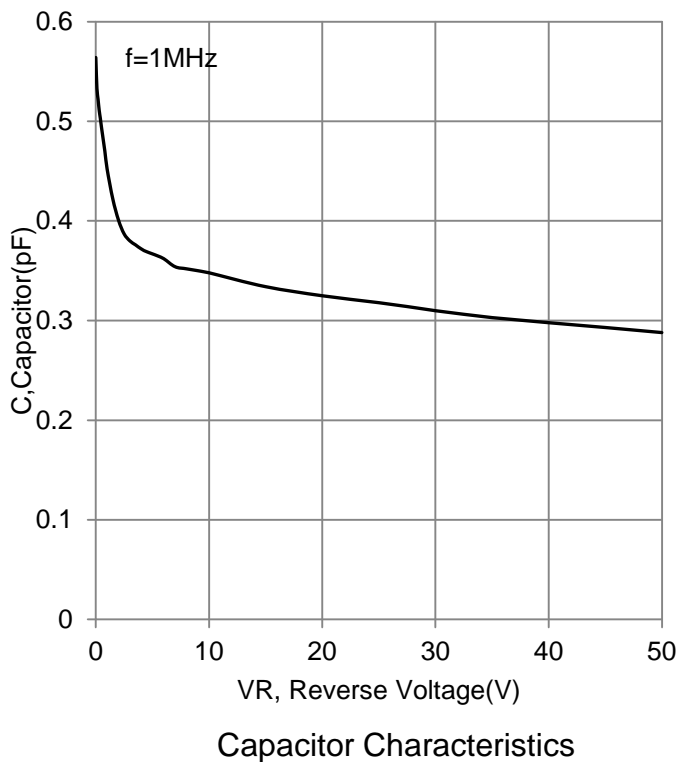
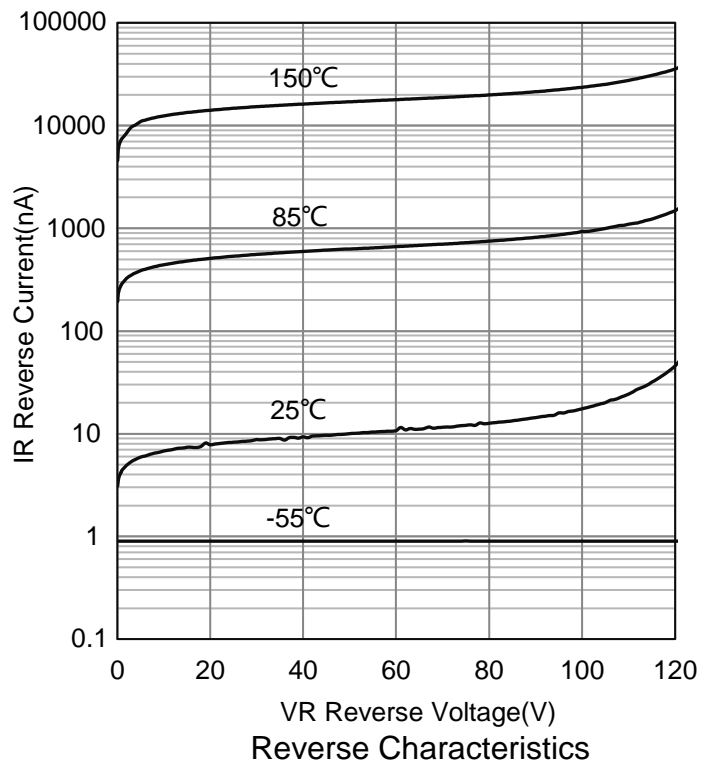
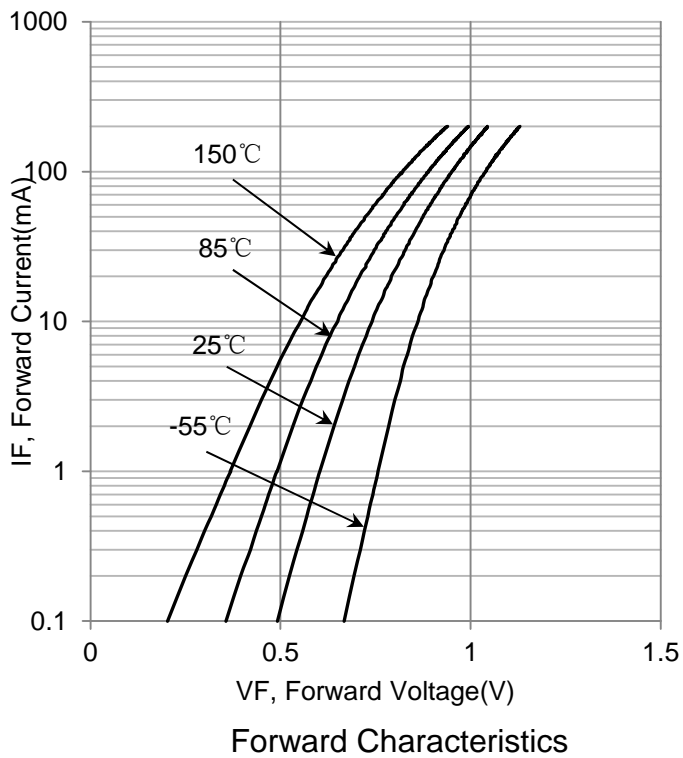
1. FR-5 = 1.0×0.75×0.062 in.



6. ELECTRICAL CHARACTERISTICS (Ta= 25°C)

Characteristic	Symbol	Min.	Typ.	Max.	Unit
Forward Voltage (IF = 100 mA)	VF	-	-	1.2	V
Reverse Voltage Leakage Current (VR = 80V)	IR	-	-	0.1	μA
Diode Capacitance (VR = 0.5V, f = 1.0 MHz)	CT	-	-	3	pF
Reverse Recovery Time (VR=6V, IF=10mA, RL=100Ω)	trr	-	-	4	ns

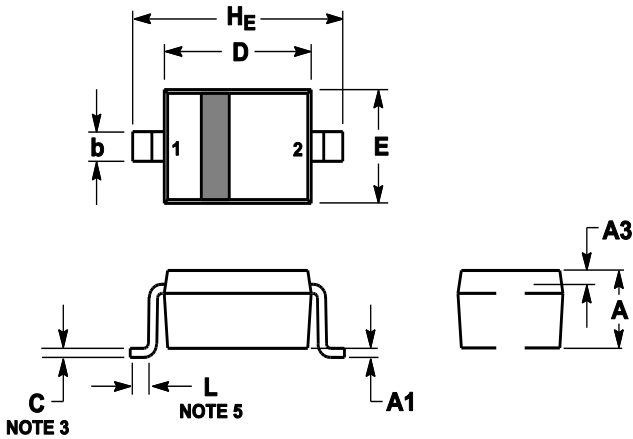
7. ELECTRICAL CHARACTERISTICS CURVES



8. OUTLINE AND DIMENSIONS

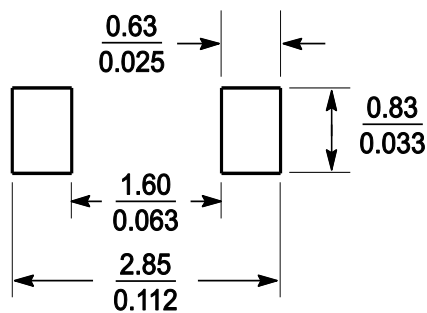
Notes:

1. DIMENSIONING AND TOLERANCING PER ANSI Y14.5M, 1982.
2. CONTROLLING DIMENSION: MILLIMETERS.
3. MAXIMUM LEAD THICKNESS INCLUDES LEAD FINISH. MINIMUM LEAD THICKNESS IS THE MINIMUM THICKNESS OF BASE MATERIAL.
4. DIMENSIONS D AND E DO NOT INCLUDE MOLD FLASH, PROTRUSIONS OR GATE BURRS.



DIM	MILLIMETERS			INCHES		
	MIN	NOM	MAX	MIN	NOM	MAX
A	0.8	0.9	1	0.031	0.035	0.04
A1	0	0.05	0.1	0	0.002	0.004
A3	0.15REF			0.006REF		
b	0.25	0.32	0.4	0.01	0.012	0.016
C	0.089	0.12	0.177	0.003	0.005	0.007
D	1.6	1.7	1.8	0.062	0.066	0.07
E	1.15	1.25	1.35	0.045	0.049	0.053
L	0.08			0.003		
HE	2.3	2.5	2.7	0.09	0.098	0.105

9. SOLDERING FOOTPRINT



单击下面可查看定价，库存，交付和生命周期等信息

[>>LRC\(乐山无线电\)](#)