

# SCHOTTKY BARRIER DIODE

## ●Applications

Low current rectification and high speed switching

## ●Features

Extremely small surface mounting type. (SOD882)

High reliability

Low  $I_R$ .

## ●Construction

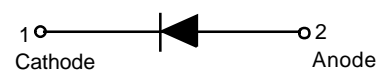

Silicon epitaxial planar

- We declare that the material of product compliance with RoHS requirements.

Ordering Information

Device	Marking	Shipping
LRB520BS-40T5G	D1	10000/Tape&Reel

## LRB520BS-40T5G



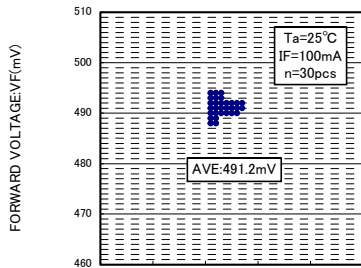
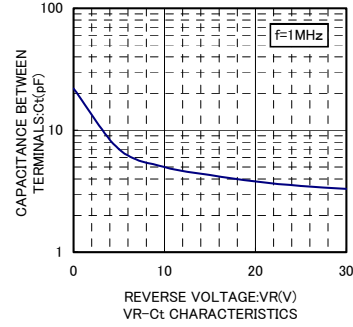
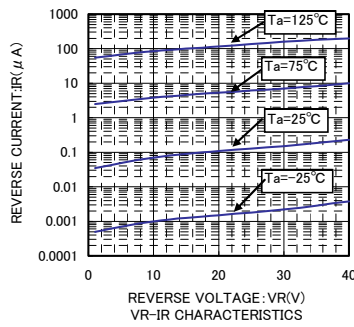
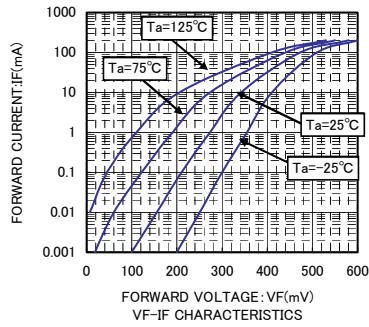
## MAXIMUM RATINGS ( $T_A = 25^\circ\text{C}$ )

Parameter	Symbol	Limits	Unit
Reverse voltage(repetitive peak)	$V_R$	40	V
DC reverse voltage	$V_R$	40	V
Average rectified forward current	$I_O$	200	mA
Peak forward surge current	$I_{FSM}$	1	A
Junction temperature	$T_j$	125	$^\circ\text{C}$
Storage temperature	$T_{stg}$	-40~+125	$^\circ\text{C}$

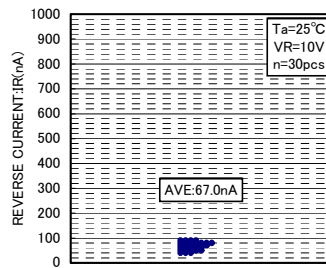
## ELECTRICAL CHARACTERISTICS( $T_A = 25^\circ\text{C}$ )

Parameter	Symbol	Min.	Max.	Unit	Conditions
Forward voltage	$V_F$	-	0.39	V	$I_F = 10\text{mA}$
Forward voltage	$V_F$	-	0.55	V	$I_F = 100\text{mA}$
Reverse current	$I_R$	-	1	$\mu\text{A}$	$V_R = 10\text{V}$
Reverse current	$I_R$	-	10	$\mu\text{A}$	$V_R = 40\text{V}$

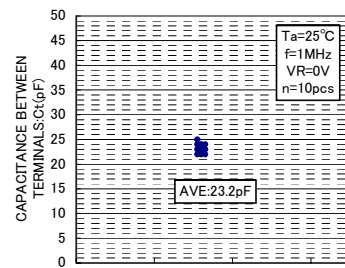
●Electrical characteristic curves



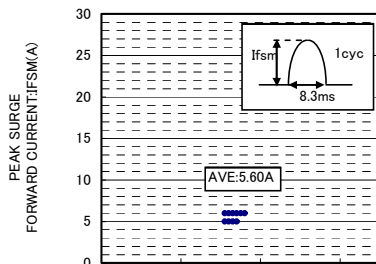
VF DISPERSION MAP



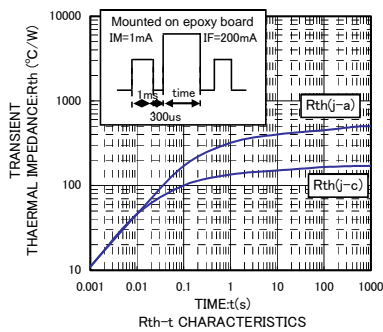
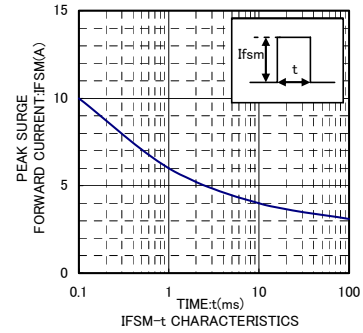
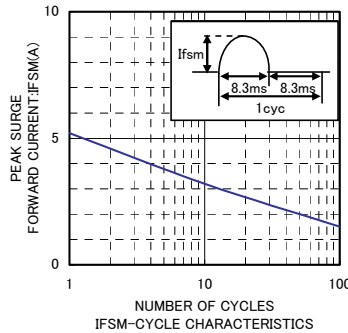
IR DISPERSION MAP



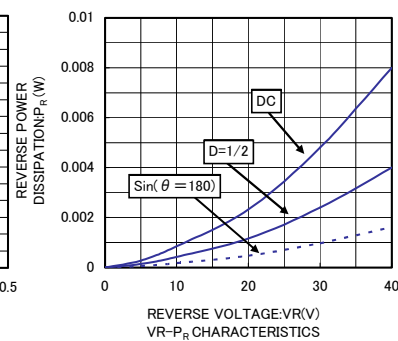
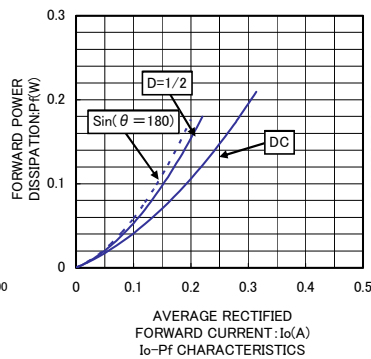
Ct DISPERSION MAP



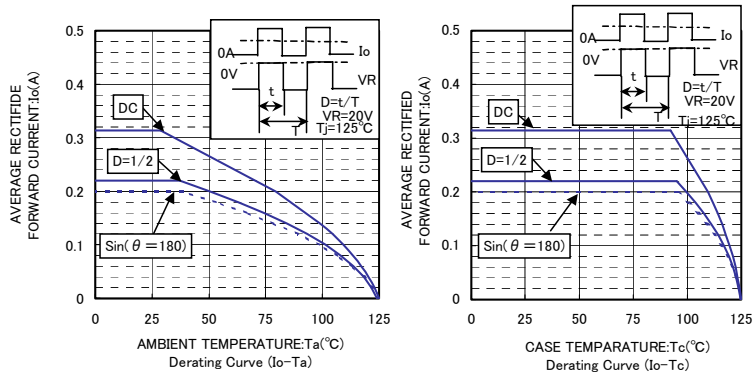
IFSM DISPERSION MAP

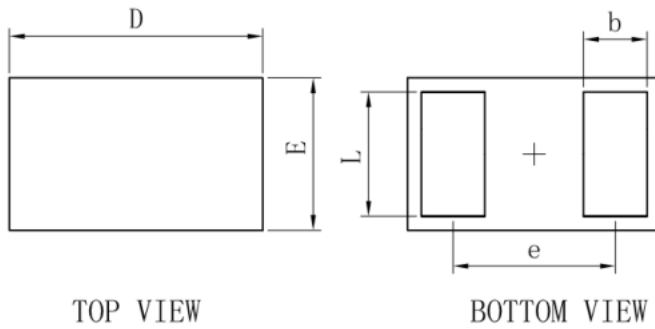


Rth-t CHARACTERISTICS

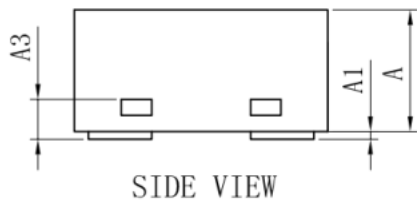
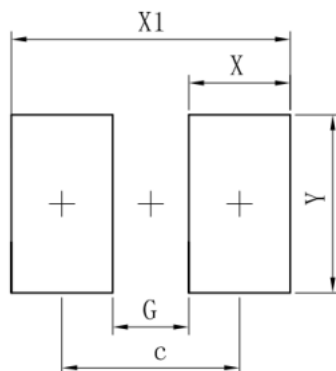


## LRB520BS-40T5G



**OUTLINE AND DIMENSIONS**
**SOD882**


SOD882			
Dim	Min	Typ	Max
D	0.95	1.00	1.05
E	0.55	0.60	0.65
e	-	0.64	-
L	0.44	0.49	0.54
b	0.20	0.25	0.30
A	0.43	0.48	0.53
A1	0	-	0.05
A3	0.127REF.		
All Dimensions in mm			


**SOLDERING FOOTPRINT**
**SOD882**


Dimensions	(mm)
c	0.70
G	0.30
X	0.40
X1	1.10
Y	0.70

单击下面可查看定价，库存，交付和生命周期等信息

[>>LRC\(乐山无线电\)](#)