

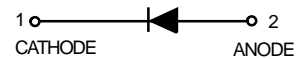
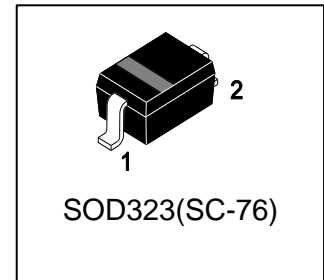
LBAT40HT1G

S-LBAT40HT1G

SCHOTTKY BARRIER DIODE

1. FEATURES

- Small surface mounting type.
- Ultralow VF (VF =0.5V Typ. at 0.2A)
- High reliability.
- We declare that the material of product compliance with RoHS requirements and Halogen Free.
- S- prefix for automotive and other applications requiring unique site and control change requirements; AEC-Q101 qualified and PPAP capable.



2. DEVICE MARKING AND ORDERING INFORMATION

Device	Marking	Shipping
LBAT40HT1G	6S	3000/Tape&Reel
S-LBAT40HT1G	6S	3000/Tape&Reel
LBAT40HT3G	6S	10000/Tape&Reel
S-LBAT40HT3G	6S	10000/Tape&Reel

3. MAXIMUM RATINGS

Parameter	Symbol	Limits	Unit
Continuous Reverse Voltage	VR	40	V
Peak Forward Current	IF	350	mA
Peak Forward Surge Current	IFM(surge)	1500	mA

4. THERMAL CHARACTERISTICS(TJ =125°C unless otherwise noted)

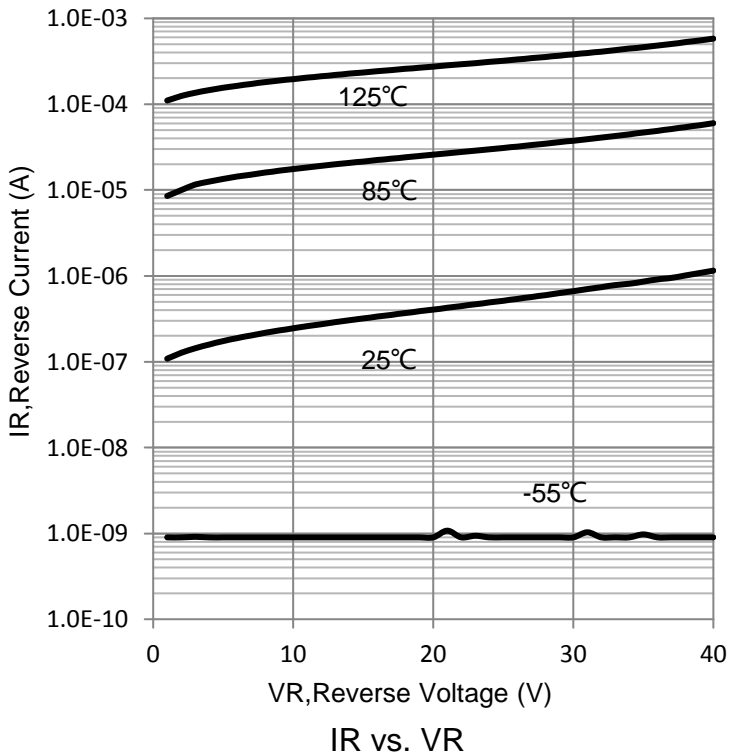
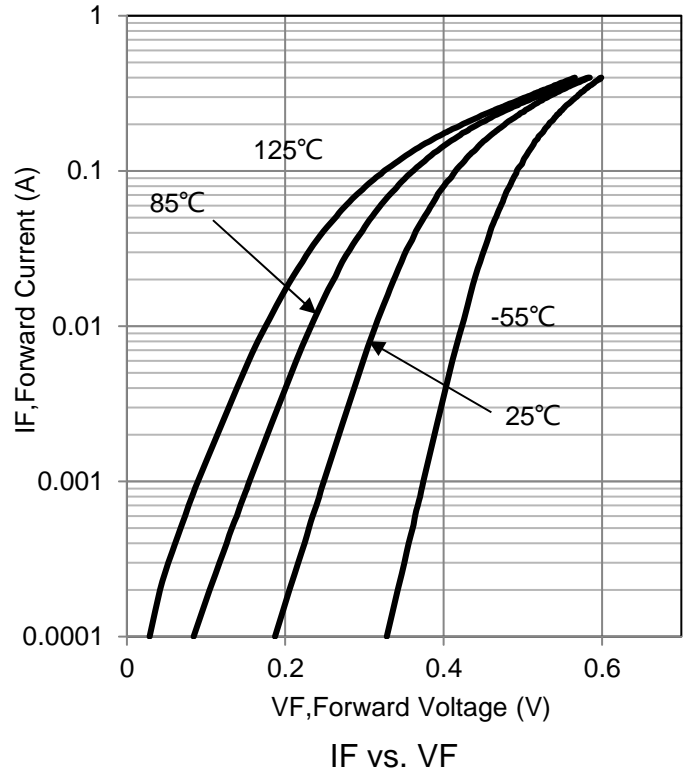
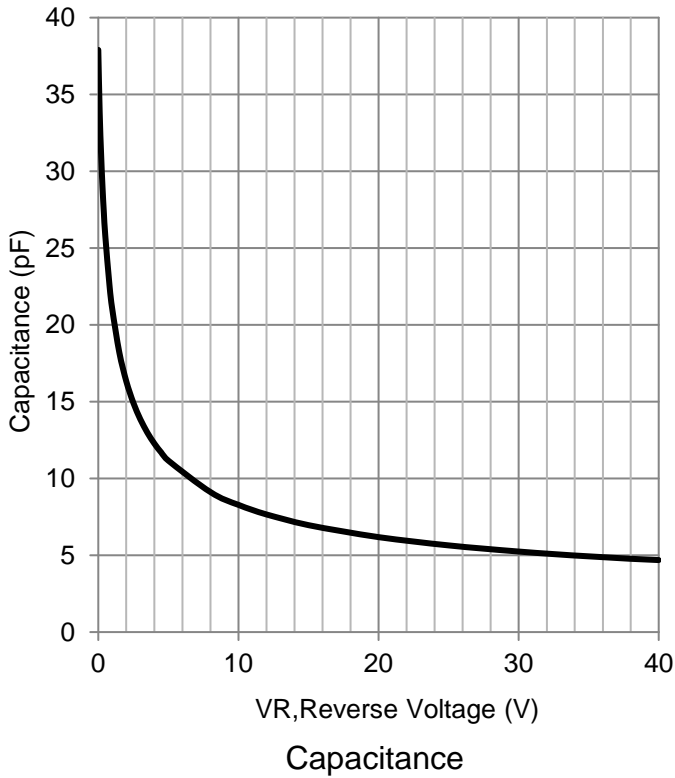
Parameter	Symbol	Limits	Unit
Total Device Dissipation, FR-5 Board (Note 1) @ TA = 25°C Derate above 25°C	PD	200 2	mW mW/°C
Thermal Resistance, Junction-to-Ambient	RθJA	500	°C/W
Junction Temperature	Tj	125	°C
Storage Temperature Range	Tstg	-65 to +125	°C

1. FR-5 = 1.0 x 0.75 x 0.062 in.

5. ELECTRICAL CHARACTERISTICS (Ta= 25°C)

Characteristic	Symbol	Min.	Typ.	Max.	Unit
Reverse Voltage Leakage Current (VR = 25 V)	IR	-	-	1	μA
Reverse Breakdown Voltage (IBR = 10 μA)	V(BR)	40	-	-	V
Forward Voltage (IF = 20 mA)	VF	-	-	370	mV
(IF = 200 mA)		-	-	600	

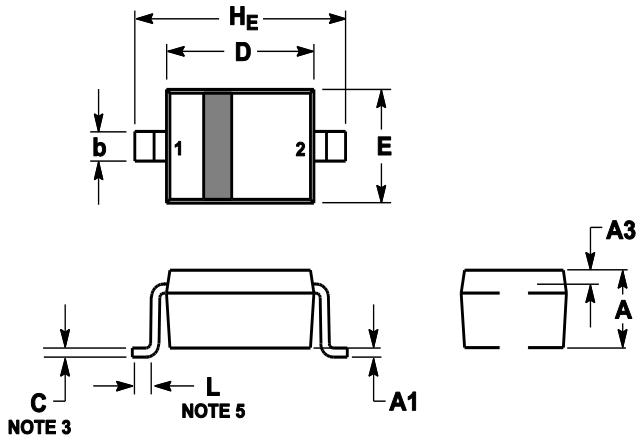
6.ELECTRICAL CHARACTERISTICS CURVES



7.OUTLINE AND DIMENSIONS

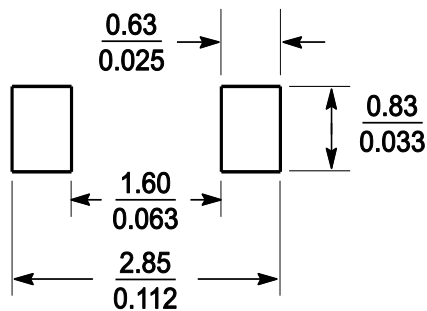
Notes:

1. DIMENSIONING AND TOLERANCING PER ANSI Y14.5M, 1982.
2. CONTROLLING DIMENSION: MILLIMETERS.
3. MAXIMUM LEAD THICKNESS INCLUDES LEAD FINISH. MINIMUM LEAD THICKNESS IS THE MINIMUM THICKNESS OF BASE MATERIAL.
4. DIMENSIONS D AND E DO NOT INCLUDE MOLD FLASH, PROTRUSIONS OR GATE BURRS.



DIM	MILLIMETERS			INCHES		
	MIN	NOM	MAX	MIN	NOM	MAX
A	0.8	0.9	1	0.031	0.035	0.04
A1	0	0.05	0.1	0	0.002	0.004
A3	0.15REF			0.006REF		
b	0.25	0.32	0.4	0.01	0.012	0.016
C	0.089	0.12	0.177	0.003	0.005	0.007
D	1.6	1.7	1.8	0.062	0.066	0.07
E	1.15	1.25	1.35	0.045	0.049	0.053
L	0.08			0.003		
HE	2.3	2.5	2.7	0.09	0.098	0.105

8.SOLDERING FOOTPRINT



单击下面可查看定价，库存，交付和生命周期等信息

[>>LRC\(乐山无线电\)](#)