


LRB521BS-30T5G

S-LRB521BS-30T5G

SCHOTTKY BARRIER DIODE

1. FEATURES

- Extremely small surface mounting type. (SOD882).
- Low VF.
- High reliability.
- We declare that the material of product compliance with RoHS requirements and Halogen Free.
- S- prefix for automotive and other applications requiring unique site and control change requirements; AEC-Q101 qualified and PPAP capable.



2. Applications

- Low current rectification.

3. DEVICE MARKING AND ORDERING INFORMATION

Device	Marking	Shipping
LRB521BS-30T1G/S-LRB521BS-30T1G	F	5000/Tape&Reel
LRB521BS-30T3G/S-LRB521BS-30T3G	F	8000/Tape&Reel
LRB521BS-30T5G/S-LRB521BS-30T5G	F	10000/Tape&Reel

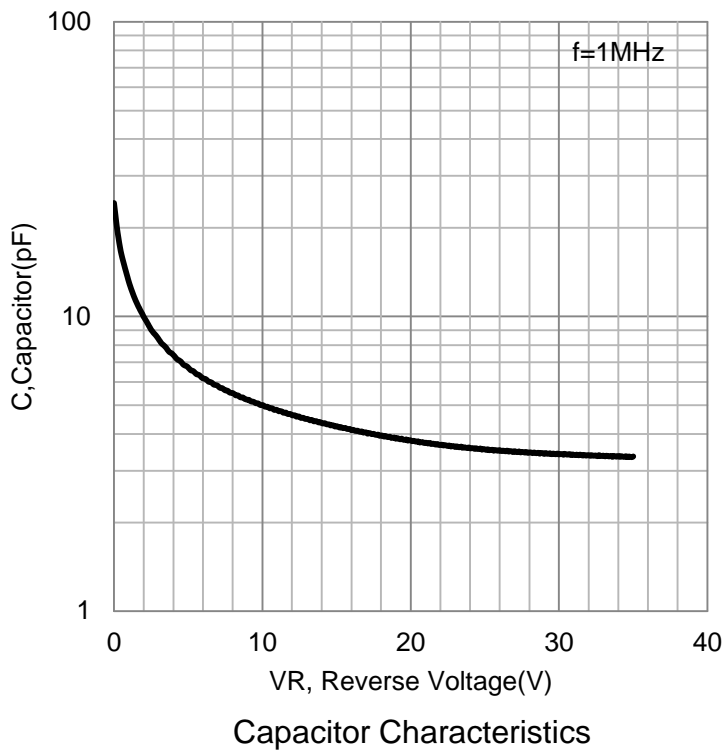
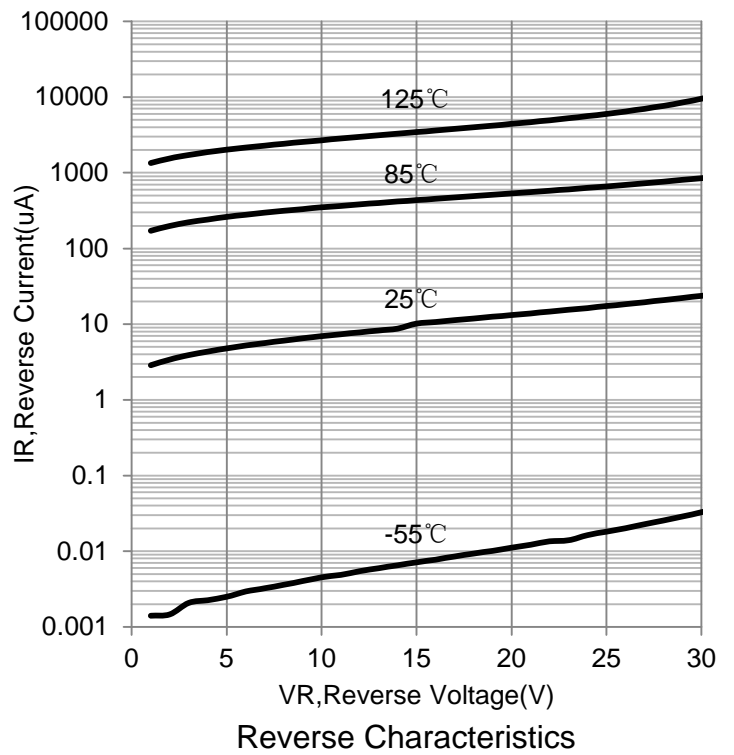
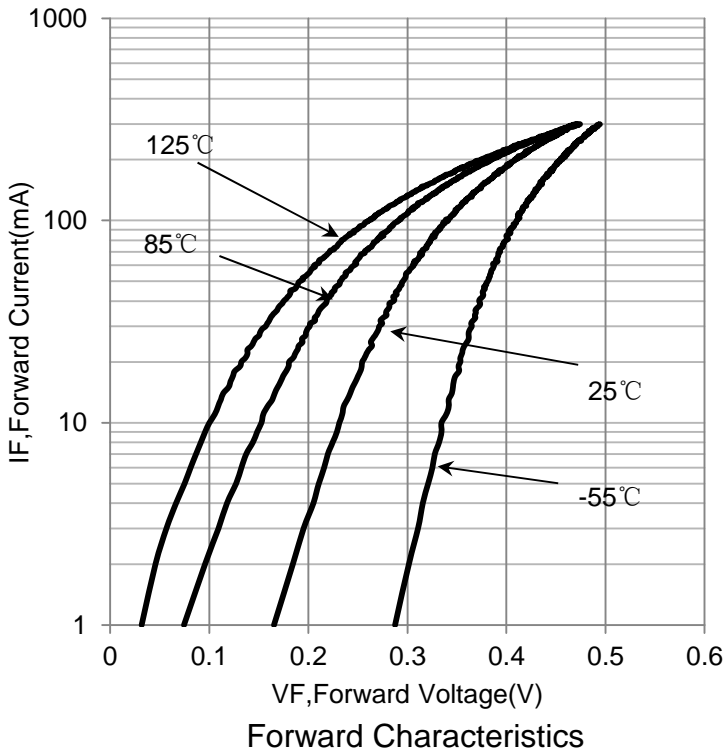
4. MAXIMUM RATINGS(Ta = 25°C)

Parameter	Symbol	Limits	Unit
Reverse voltage (DC)	VR	30	V
Average rectifier forward current	IO	200	mA
Forward current surge peak (60Hz · 1cyc)	IFSM	500	
Junction temperature	Tj	125	°C
Storage temperature	Tstg	-40~+125	

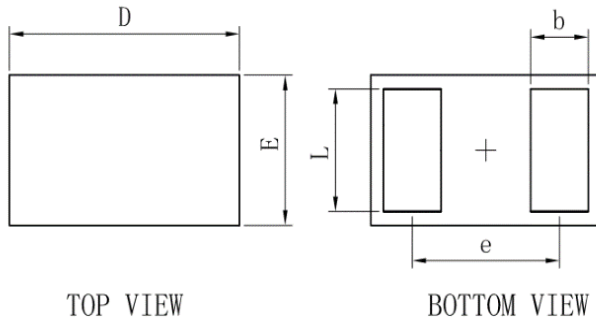
5. ELECTRICAL CHARACTERISTICS (Ta= 25°C)

Characteristic	Symbol	Min.	Typ.	Max.	Unit
Forward voltage (IF =200mA)	VF	-	-	0.5	V
(IF =100mA)				0.4	
(IF =20mA)				0.38	
(IF =10mA)				0.35	
Reverse current (VR =10V)	IR	-	-	30	μA

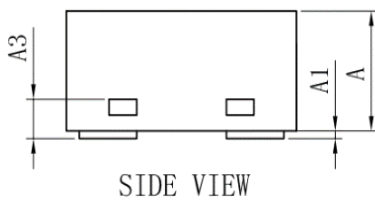
6. ELECTRICAL CHARACTERISTICS CURVES



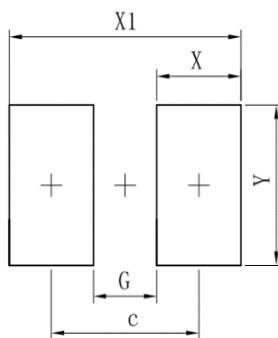
7. OUTLINE AND DIMENSIONS



SOD882			
Dim	Min	Typ.	Max
D	0.95	1.00	1.05
E	0.55	0.60	0.65
e	-	0.64	-
L	0.44	0.49	0.54
b	0.20	0.25	0.30
A	0.43	0.48	0.53
A1	0	-	0.05
A3	0.127REF.		
All Dimensions in mm			



8. SOLDERING FOOTPRINT



Dimensions	(mm)
c	0.70
G	0.30
X	0.40
X1	1.10
Y	0.70

单击下面可查看定价，库存，交付和生命周期等信息

[>>LRC\(乐山无线电\)](#)

[>>点击查看相关商品](#)