

## 1N5400G thru 1N5408G

### FEATURES

- \* Plastic package has Underwriters Laboratories Flammability Classification 94V-0
- \* Construction utilizes void-free molded plastic technique
- \* Low reverse leakage
- \* High forward surge capability
- \* Cavity-free glass passivated junction
- \* High temperature soldering guaranteed:  
260°C/10 seconds, 0.375" (9.5mm) lead length,  
5 lbs. (2.3kg) tension

### Mechanical Data

**Case:** JEDEC DO-201AD, molded plastic over glass body

**Terminals:** Plated axial leads, solderable per MIL-STD-750, Method 2026

**Polarity:** Color band denotes cathode end

**Mounting Position:** Any

**Weight:** 0.04 oz., 1.13 g

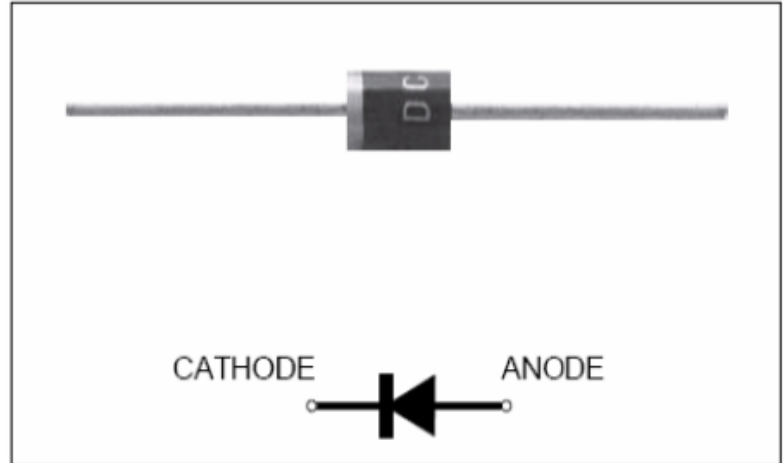
**Handling precaution:** None

### Glass Passivated Junction General

### Purpose Plastic Rectifiers

Reverse Voltage 50 to 1000V

Forward Current 3.0A



We declare that the material of product compliance with RoHS requirements.

### Maximum Ratings & Thermal Characteristics Ratings at 25°C ambient temperature unless otherwise specified.

Parameter Symbol	symbol	1N54 00G	1N54 01G	1N54 02G	1N54 03G	1N54 04G	1N54 05G	1N54 06G	1N54 07G	1N54 08G	Unit
Maximum repetitive peak reverse voltage	$V_{RRM}$	50	100	200	300	400	500	600	800	1000	V
Maximum RMS voltage	$V_{RMS}$	35	70	140	210	280	350	420	560	700	V
Maximum DC blocking voltage	$V_{DC}$	50	100	200	300	400	500	600	800	1000	V
Maximum average forward rectified current 0.375" (9.5mm) lead length at $T_A = 75^\circ\text{C}$	$I_{F(AV)}$	3.0									A
Peak forward surge current 8.3ms single half sine-wave superimposed on rated load (JEDEC Method)	$I_{FSM}$	200									A
Maximum full load reverse current, full cycle average, 0.375" (9.5mm) lead lengths at $T_A = 105^\circ\text{C}$	$I_{R(AV)}$	500									$\mu\text{A}$
Typical thermal resistance (Note 1)	$R\theta_{JA}$	20									$^\circ\text{C/W}$
Maximum DC blocking voltage temperature	$T_A$	125									$^\circ\text{C}$
Operating junction and storage temperature range	$T_J, T_{STG}$	-50 to +150									$^\circ\text{C}$

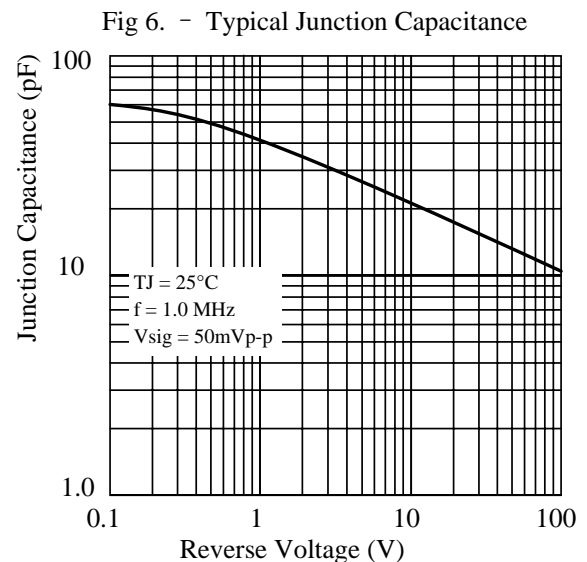
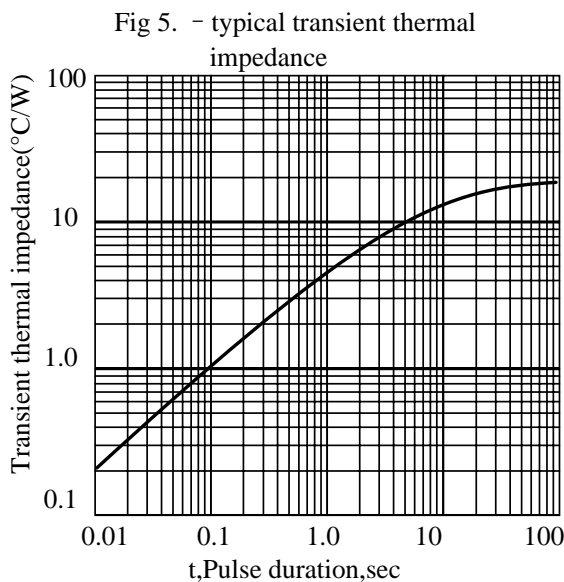
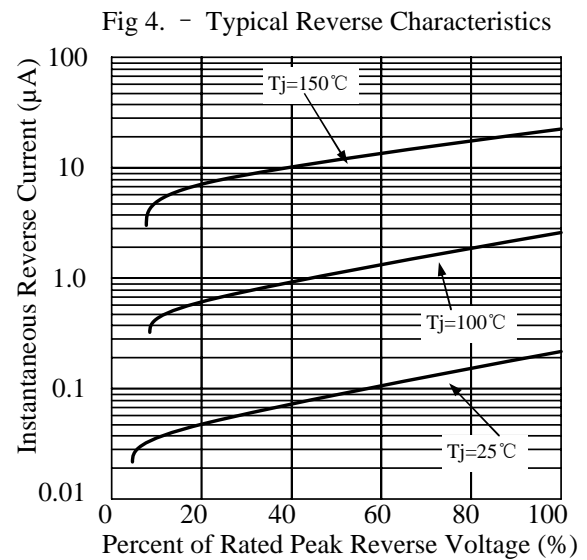
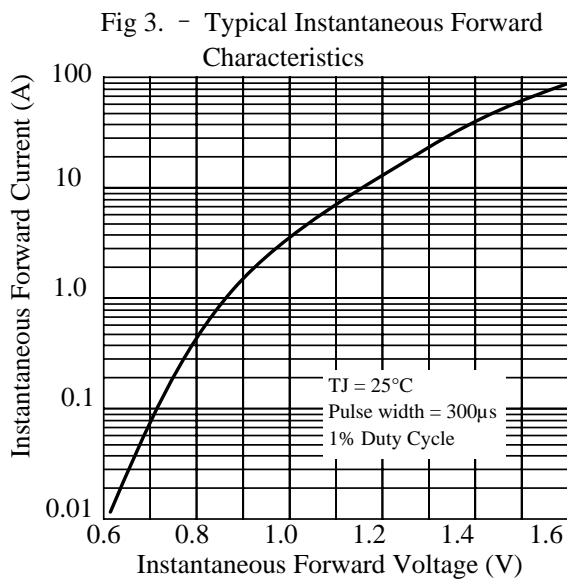
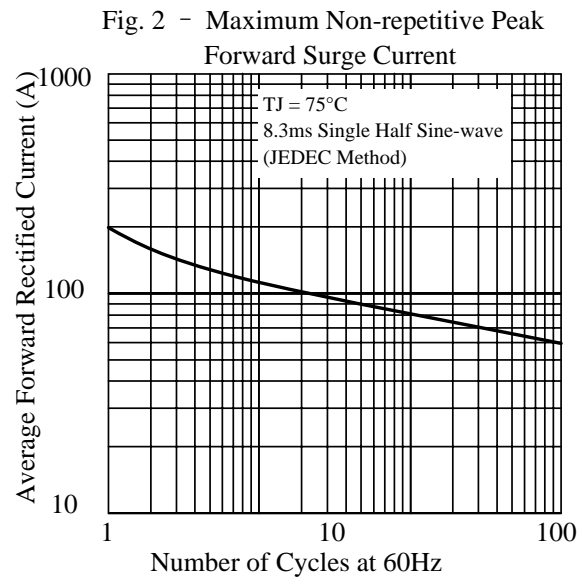
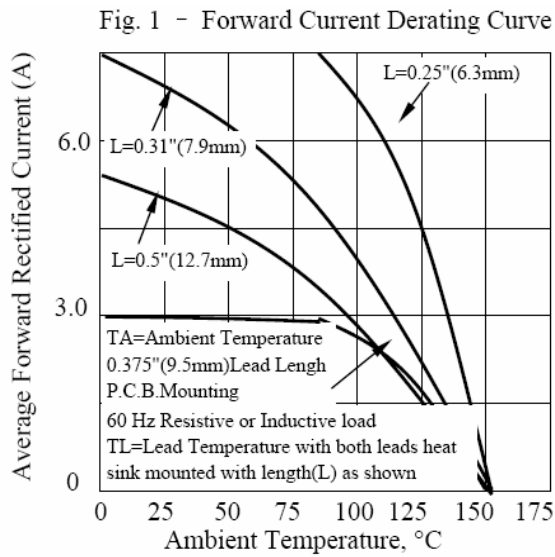
### Electrical Characteristics Ratings at 25°C ambient temperature unless otherwise specified.

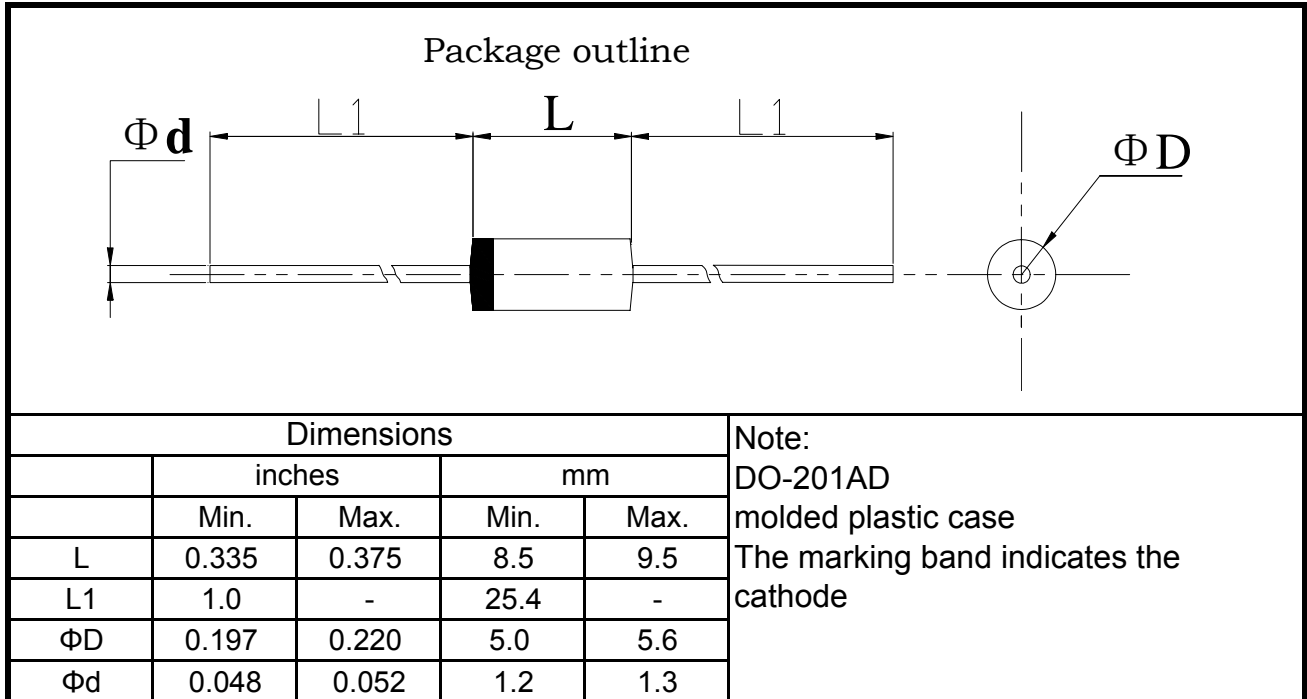
Parameter Symbol	symbol	1N54 00G	1N54 01G	1N54 02G	1N54 03G	1N54 04G	1N54 05G	1N54 06G	1N54 07G	1N54 08G	Unit
Maximum instantaneous forward voltage at 3.0A	$V_F$	1.10									V
Maximum DC reverse current $T_A = 25^\circ\text{C}$ at rated DC blocking voltage $T_A = 125^\circ\text{C}$	$I_R$	10 200									$\mu\text{A}$
Typical junction capacitance at 4.0V, 1MHz	$C_J$	30									PF

### NOTES:

1. Thermal resistance from junction to ambient at 0.375" (9.5mm) lead length, P.C.B. mounted

### Ratings and Characteristic Curves (TA = 25°C unless otherwise noted)



**Package Dimensions in inches and (millimeters)**


## Packing Of Plastic-Sealed Axial Lead Diodes

### 1. 卷盘/Reel Packing (52mm)

A: 卷盘规格/Reel spec.



Unit:mm



Item	Symbol	Dimension
Dimeter	A	76.4±0.1
	B	82.5±0.2
	C	330±0.5
Width	W	72±0.2
Thickness	W1	3±0.2

B: 外箱规格/Outer Box Specification



Item	Symbol	Dimension
Size	L	350±2
	W	350±2
	H	340±4

按以上包装方式: (As per the above spec)

	外型/Outside		
	DO-41 & A-405	DO-15	DO-201AD
Q'ty/Taping	5K	4K	1.4K
Q'ty/Packing Case	20K	16K	5.6K

**2. 弹带盒装/Ammo Packing**

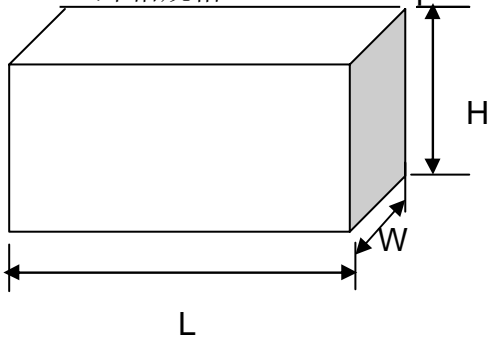
Unit:mm

**A: 弹带盒规格/Ammo Box Spec.**



Item	Symbol	Dimension	Notes
Box's Size	L	260±2	52mm TYPE
	W	76±2	
	H	100±4	
	L	250±3	26mm TYPE
	W	45±3	
	H	95±5	

**B: 外箱规格/Outer Box Specification**



Item	Symbol	Dimension	Notes
Case's Size	L	430±2	52mm TYPE
	W	280±2	
	H	225±4	
	L	435±3	26mm TYPE
	W	280±3	
	H	295±5	

按以上包装方式: (As per the above spec)

	外型/Outside		
	A-405 & DO-41 & R-1	DO-15	DO-201AD
Q'ty/Taping	3K	2K	0.8K
Q'ty/Packing Case 26mm/TYPE	30K	20K	7.2K
Q'ty/Packing Case 52mm/TYPE	60K	40K	14.4K

**3. 散装/Bulk Packing**

**A. 包装盒尺寸/Box Dimension**



( DO-41&DO-15 )

Item	Symbol	Dimension
Box's Size	L	200±2
	W	84±2
	H	21±2



( DO-201AD )

Item	Symbol	Dimension
Box's Size	L	200±2
	W	84±2
	H	29±2

**B: 外箱规格/Outer Box Specification**



Item	Symbol	Dimension
Case's Size	L	465±2
	W	225±2
	H	260±4

按以上包装方式: (As per the above spec)

	外型/Outside		
	DO-41&A-405&R-1	DO-15	DO-201AD
Q'ty/Taping	1K	0.5K	0.3K
Q'ty/Packing Case	50K	25K	12K

4. 编带图形及规格/Taping Specification



Unit:mm

尺寸代号	编带尺寸/Tape Dimension		
Dimension Code	26/tape	52/tape	52/tape#
W	26 0.0/+1.6	52 -1.0/+2.0	52 -1.0/+2.0
P	5±0.5	5±0.5	10±0.5
L1-L2	<1.0	<1.2	<1.2
H	6±1.0	6±1.0	6±1.0
Z	<1.2	<1.2	<1.2
R	<1.0	<1.0	<1.0
T	>3.2	>3.2	>3.2

注: 52编带# 为DO-201AD编带规格

Remark: 52 tape# is DO-201AD taping spec.

单击下面可查看定价，库存，交付和生命周期等信息

[>>LRC\(乐山无线电\)](#)