

LRB551V-30T1G

S-LRB551V-30T1G

Schottky Barrier Diode

1. FEATURES

- We declare that the material of product compliance with RoHS requirements and Halogen Free.
- S- prefix for automotive and other applications requiring unique site and control change requirements; AEC-Q101 qualified and PPAP capable.
- Ultra low VF(VF=0.45V Typ. at 0.5A)
- High reliability

2. APPLICATIONS

- High-frequency rectification and Switching regulators

3. DEVICE MARKING AND ORDERING INFORMATION

Device	Marking	Shipping
LRB551V-30T1G	D	3000/Tape&Reel
LRB551V-30T3G	D	10000/Tape&Reel

4. MAXIMUM RATINGS(Ta = 25°C)

Parameter	Symbol	Limits	Unit
Peak Reverse Voltage	VRM	30	V
DC Reverse Voltage	VR	30	V
Mean Rectifying Current	IO	0.5	A
Peak Forward Surge Current	IFMS	2	A


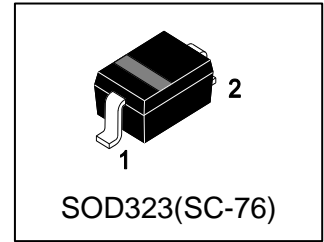
5. THERMAL CHARACTERISTICS

Parameter	Symbol	Limits	Unit
Total Device Dissipation, FR-5 Board (Note 1) @ TA = 25°C Derate above 25°C	PD	200 1.57	mW mW/°C
Thermal Resistance, Junction-to-Ambient(Note 1)	RθJA	635	°C/W
Junction and Storage temperature	TJ,Tstg	-40~+125	°C

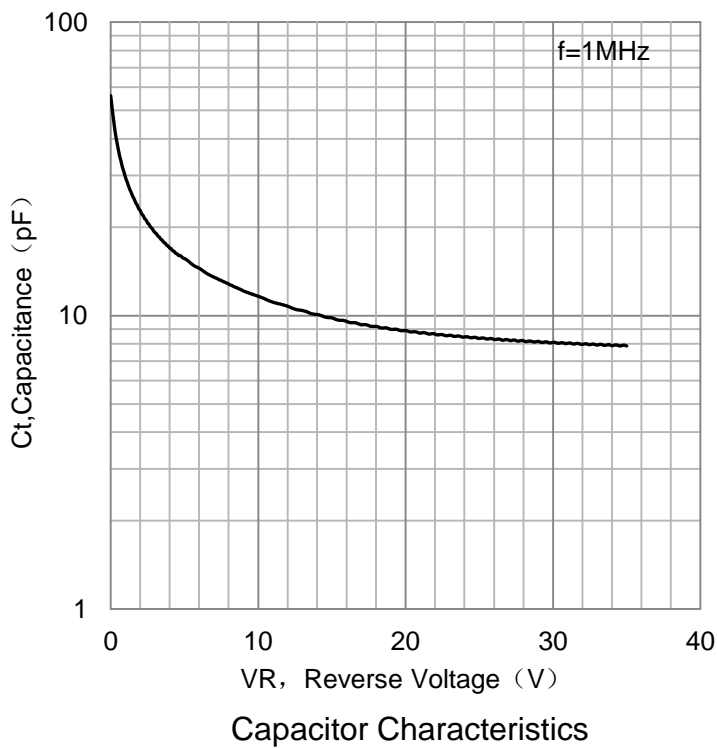
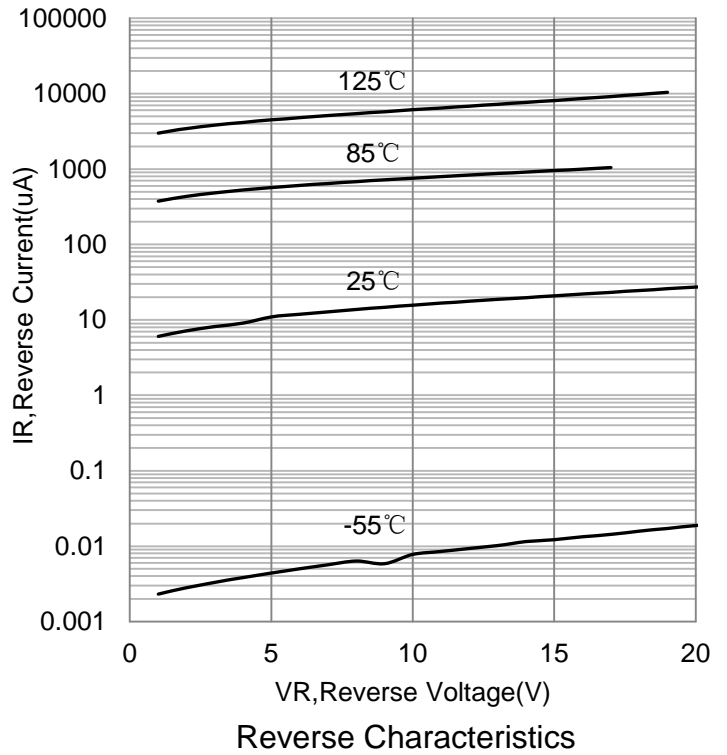
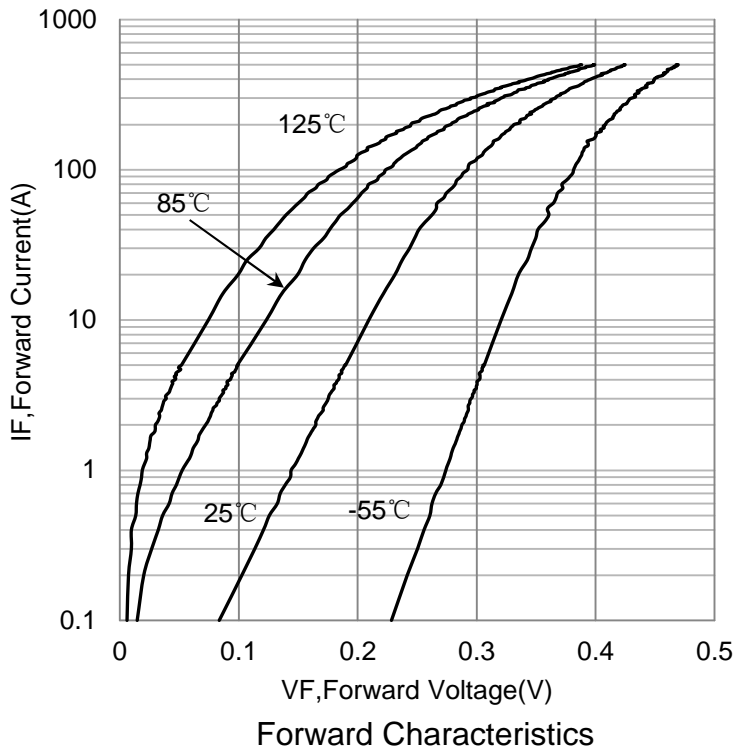
1. FR-5 = 1.0×0.75×0.062 in.

6. ELECTRICAL CHARACTERISTICS (Ta= 25°C)

Characteristic	Symbol	Min.	Typ.	Max.	Unit
Maximum repetitive peak reverse voltage (IR=100μA)	VR	30	-	-	V
Forward voltage (IF=100mA)	VF	-	-	0.36	V
(IF=500mA)		-	-	0.54	
Reverse Current(VR=20V)	IR	-	-	100	μA



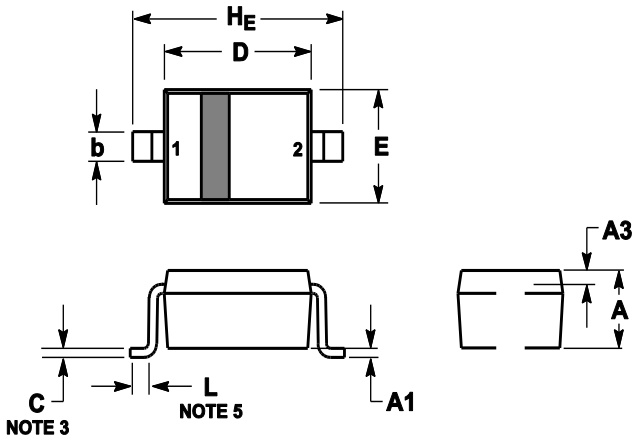
7. ELECTRICAL CHARACTERISTICS CURVES



8. OUTLINE AND DIMENSIONS

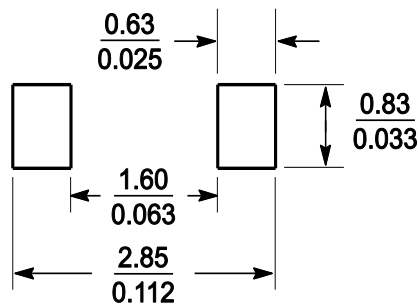
Notes:

1. DIMENSIONING AND TOLERANCING PER ANSI Y14.5M, 1982.
2. CONTROLLING DIMENSION: MILLIMETERS.
3. MAXIMUM LEAD THICKNESS INCLUDES LEAD FINISH. MINIMUM LEAD THICKNESS IS THE MINIMUM THICKNESS OF BASE MATERIAL.
4. DIMENSIONS D AND E DO NOT INCLUDE MOLD FLASH, PROTRUSIONS OR GATE BURRS.



DIM	MILLIMETERS			INCHES		
	MIN	NOM	MAX	MIN	NOM	MAX
A	0.8	0.9	1	0.031	0.035	0.04
A1	0	0.05	0.1	0	0.002	0.004
A3	0.15REF			0.006REF		
b	0.25	0.32	0.4	0.01	0.012	0.016
C	0.089	0.12	0.177	0.003	0.005	0.007
D	1.6	1.7	1.8	0.062	0.066	0.07
E	1.15	1.25	1.35	0.045	0.049	0.053
L	0.08			0.003		
HE	2.3	2.5	2.7	0.09	0.098	0.105

9. SOLDERING FOOTPRINT



DISCLAIMER

- Before you use our Products, you are requested to carefully read this document and fully understand its contents. LRC shall not be in any way responsible or liable for failure, malfunction or accident arising from the use of any LRC's Products against warning, caution or note contained in this document.
- All information contained in this document is current as of the issuing date and subject to change without any prior notice. Before purchasing or using LRC's Products, please confirm the latest information with a LRC sales representative.

单击下面可查看定价，库存，交付和生命周期等信息

[>>LRC\(乐山无线电\)](#)