

Broadband CATV, Coupler 5-1000MHz

MACP-008125-CK07F0
V1

Features

- Surface Mount
- Typical Coupling 20dB
- RoHS* Compliant
- RoHS version of ELDC-20.
- 260°C Reflow Compatible
- Available on Tape and Reel.
- All wires are soldered to the substrate using HMP solder

Description

M/A-COM's MACP-008125-CK07F0 is a high performance 75 Ohm Coupler, in a SM-55 low cost, surface mount package. The MACP-008125-CK07F0 is designed for use in high volume CATV applications. Typical applications include Set-top Boxes, Network Interface Units, Broadband Amplifiers and Headend equipment.

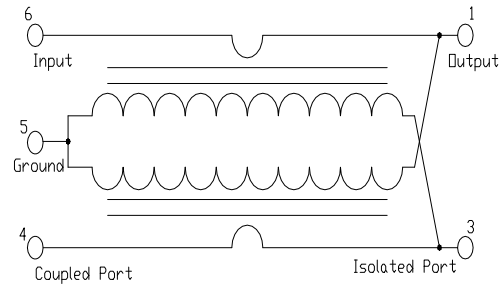


Pin Configuration

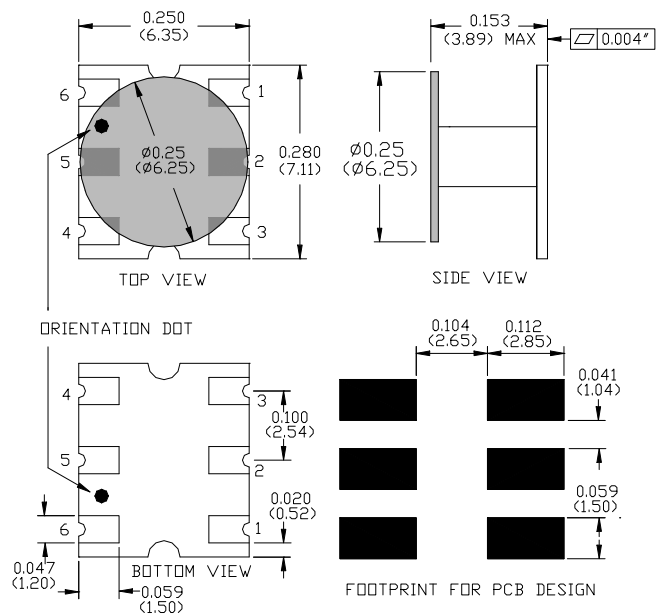
Pin No.	Function
1	Output
2	Ground, not connected
3	Isolated (external 75 Ohms termination)
4	Coupled
5	Ground
6	Input

Note: Reference Application Note **M513** for reel size information.

Schematic



Case Style: SM-127



Dimensions in inches [mm] Tolerance: .xx ± .02, .xxx ± .010

Ordering Information

Part Number	Package
MACP-008125-CK07F0	900 piece reel
MACP-008125-CK07TB	Customer Test Board

- North America Tel: 800.366.2266
- Europe Tel: +353.21.244.6400
- India Tel: +91.80.4155721
- China Tel: +86.21.2407.1588

Visit www.macomtech.com for additional data sheets and product information.

M/A-COM Technology Solutions Inc. and its affiliates reserve the right to make (s) or information contained herein without notice.

ADVANCED: Data Sheets contain information regarding a product M/A-COM Technology Solutions is considering for development. Performance is based on target specifications, simulated results, and/or prototype measurements. Commitment to develop is not guaranteed.

PRELIMINARY: Data Sheets contain information regarding a product M/A-COM Technology Solutions has under development. Performance is based on engineering tests. Specifications are typical. Mechanical outline has been fixed. Engineering samples and/or test data may be available.

* Restrictions on Hazardous Substances, European Union Directive 2002/95/EC.

Broadband CATV, Coupler 5-1000MHz

MACP-008125-CK07F0
V1

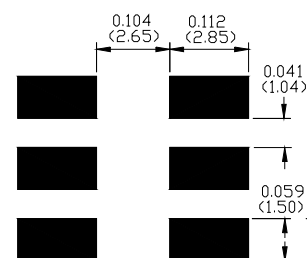
Electrical Specifications: $T_A = 25^\circ\text{C}$, $Z_0 = 75\Omega$ ¹

Parameter	Test Conditions	Units	Min	Typ	Max
Mainline Loss	5 - 50 MHz	dB	—	0.6	0.7
	50 - 870 MHz	dB	—	0.45	0.65
	870 - 1000 MHz	dB	—	0.6	0.7
Coupling	5 - 870 MHz	dB	—	20	± 0.8
	870 - 1000 MHz	dB	—	20	± 1.0
Coupling Flatness	5 - 1000 MHz	dB	—	—	± 0.5
Directivity	5 - 870 MHz	dB	10	14	—
	870 - 1000 MHz	dB	7	9	—
Input Return Loss	5 - 50 MHz	dB	20	22	—
	50 - 1000 MHz	dB	22	27	—
Output Return Loss	5 - 50 MHz	dB	20	22	—
	50 - 1000 MHz	dB	22	28	—
Coupled Return Loss	5 - 50 MHz	dB	20	22	—
	50 - 1000 MHz	dB	20	27	—

Absolute Maximum Ratings ^{1,2}

Parameter	Absolute Maximum
Max Input Power	250mW
DC current	30mA
Operating Temperature	-40°C to +85°C
Storage Temperature	-55°C to +100°C

Recommended PCB Configuration



FOOTPRINT FOR PCB DESIGN

1. Exceeding any one or combination of these limits may cause permanent damage to this device.
2. M/A-COM does not recommend sustained operation near these survivability limits.

2

ADVANCED: Data Sheets contain information regarding a product M/A-COM Technology Solutions is considering for development. Performance is based on target specifications, simulated results, and/or prototype measurements. Commitment to develop is not guaranteed.

PRELIMINARY: Data Sheets contain information regarding a product M/A-COM Technology Solutions has under development. Performance is based on engineering tests. Specifications are typical. Mechanical outline has been fixed. Engineering samples and/or test data may be available. Commitment to produce in volume is not guaranteed.

- North America Tel: 800.366.2266
- Europe Tel: +353.21.244.6400
- India Tel: +91.80.4155721
- China Tel: +86.21.2407.1588

Visit www.macomtech.com for additional data sheets and product information.

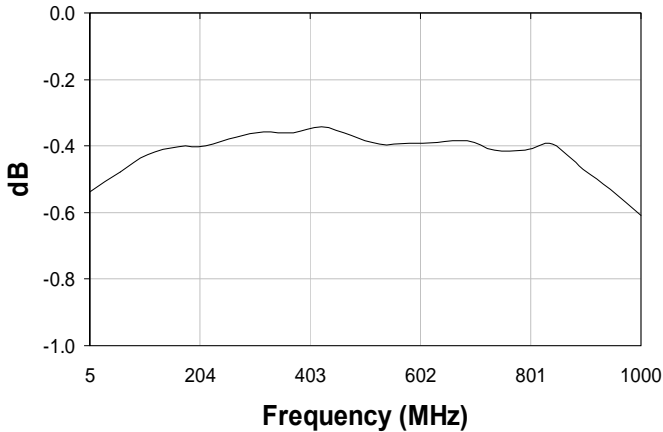
M/A-COM Technology Solutions Inc. and its affiliates reserve the right to make changes to the product(s) or information contained herein without notice.

Broadband CATV, Coupler 5-1000MHz

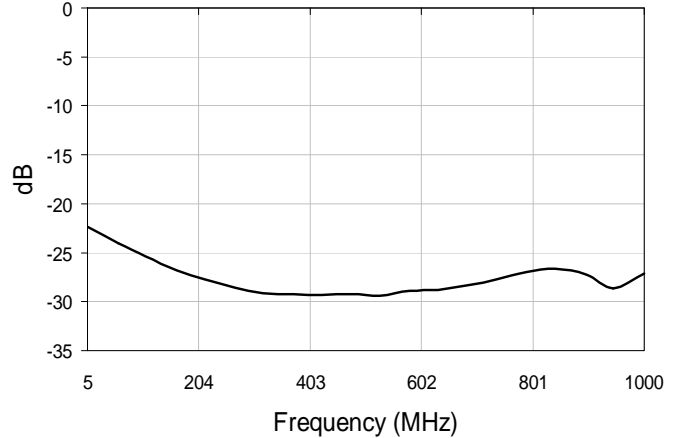
MACP-008125-CK07F0
V1

Typical Performance Curves $T_A = 25^\circ\text{C}$, $Z_0 = 75\Omega$

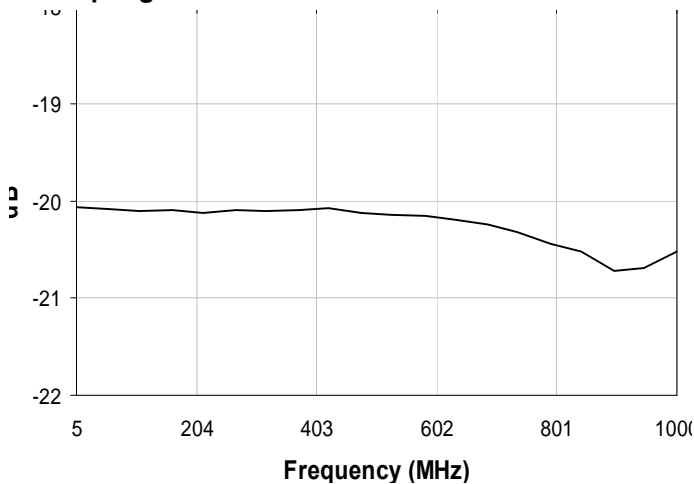
Main Line Loss



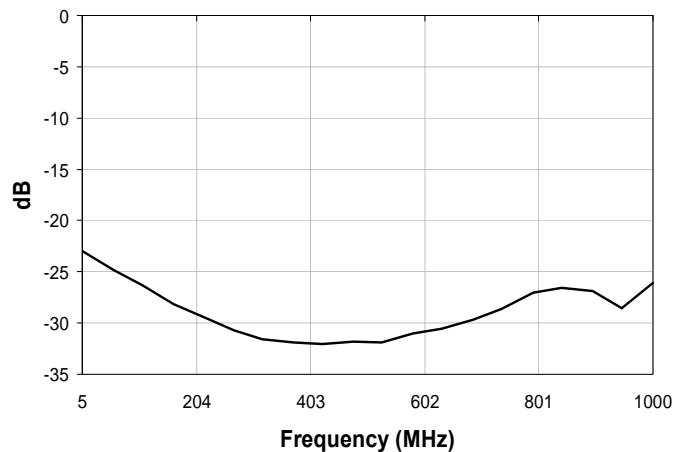
Return Loss: Input



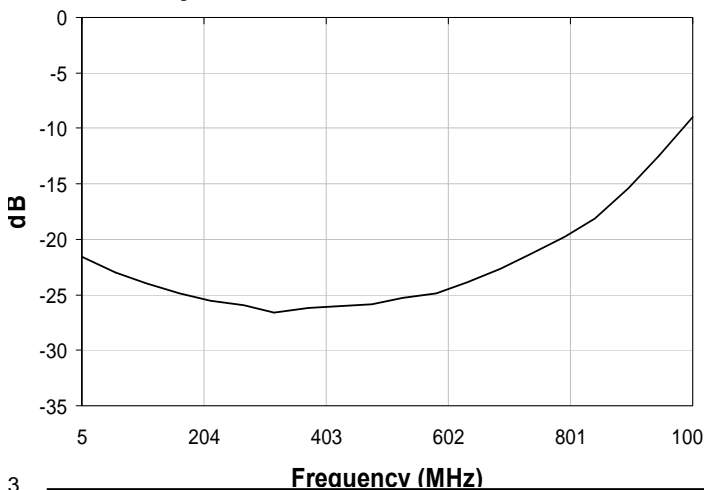
Coupling



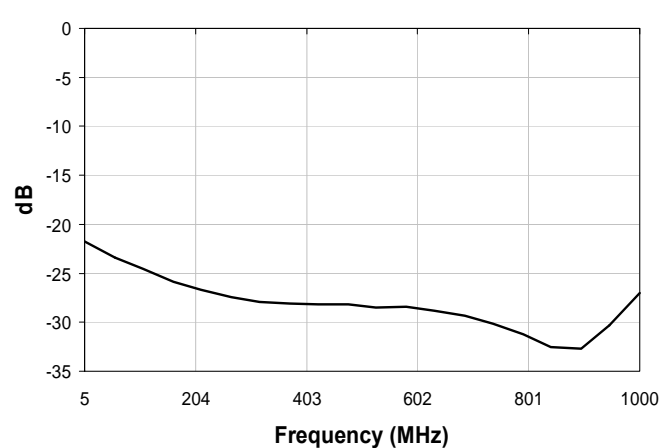
Return Loss: Output



Directivity



Return Loss: Coupled



3

ADVANCED: Data Sheets contain information regarding a product M/A-COM Technology Solutions is considering for development. Performance is based on target specifications, simulated results, and/or prototype measurements. Commitment to develop is not guaranteed.

PRELIMINARY: Data Sheets contain information regarding a product M/A-COM Technology Solutions has under development. Performance is based on engineering tests. Specifications are typical. Mechanical outline has been fixed. Engineering samples and/or test data may be available. Commitment to produce in volume is not guaranteed.

• **North America** Tel: 800.366.2266 • **Europe** Tel: +353.21.244.6400
• **India** Tel: +91.80.4155721 • **China** Tel: +86.21.2407.1588

Visit www.macomtech.com for additional data sheets and product information.

M/A-COM Technology Solutions Inc. and its affiliates reserve the right to make changes to the product(s) or information contained herein without notice.

单击下面可查看定价，库存，交付和生命周期等信息

[>>MACOM\(镁可微波技术\)](#)