

# MS2H20120G1

## 1200V Silicon Carbide Diode

### Features

- 1200-Volt Schottky Rectifier
- Shorter recovery time
- High-speed switching possible
- High-Frequency Operation
- Temperature-Independent Switching Behavior
- Extremely Fast Switching
- Positive Temperature Coefficient on VF

### Benefits

- Higher safety margin against overvoltage
- Improved efficiency all load conditions
- Increased efficiency compared to Silicon Diode alternatives
- Reduction of Heat Sink Requirements
- Parallel Devices Without Thermal Runaway
- Essentially No Switching Losses

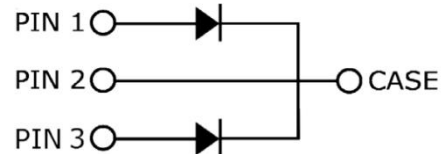
### Applications

- Switch Mode Power Supplies
- Power Factor Correction
- Motor Drives
- HID Lighting

### Package



Type : TO-247-3Lead



### Absolute Maximum Ratings

$T_c = 25^\circ\text{C}$  unless otherwise noted

Symbol	Parameter	MS2H20120G1	Units
VRRM	Repetitive Peak Reverse Voltage	1200	V
VRSM	Surge Peak Reverse Voltage	1200	V
VDC	DC Blocking Voltage	1200	V
IF	Continuous Forward Current (Per Leg/Device)	@ $T_c=25^\circ\text{C}$ : 29 @ $T_c=125^\circ\text{C}$ : 16 @ $T_c=140^\circ\text{C}$ : 10	A
IFRM	Repetitive Peak Forward Surge Current (Per Leg) @ $T_c=25^\circ\text{C}$ , $t_P = 10$ ms, Half Sine Wave	50	A
IFSM	Non-Repetitive Peak Forward Surge Current (Per Leg) @ $T_c=25^\circ\text{C}$ , $t_P = 10$ ms, Half Sine Wave	70	A
Ptot	Power Dissipation (Per Leg/Device)	@ $T_c=25^\circ\text{C}$ : 153 @ $T_c=110^\circ\text{C}$ : 66	W
TJ , Tstg	Operating Junction and Storage Temperature	-55 to +175	$^\circ\text{C}$

## Electrical Characteristics

$T_C = 25^\circ \text{C}$  unless otherwise noted

Symbol	Test Conditions	Test Conditions	Min	Typ	Max	Unit
VF	Forward Voltage(Per Lag)	IF=10A, TC=25° C IF=10A, TC=175° C	-	1.5 2.2	1.8 3.0	V
IR	Reverse Current	VR=1200V, TC=25° C VR=1200V, TC=175° C	-	10 50	100 400	μA
QC	Total Capacitive Charge	VR =600V, IF =10A TJ = 25° C $Qc = \int_0^{t_r} C (V) dv$	-	50	-	nC
C	Total Capacitance	VR =0V, TJ = 25° C, f=1MHz VR =400V, TJ = 25° C, f=1MHz VR =600V, TJ = 25° C, f=1MHz	-	610 46 40	-	pF
EC	Capacitance Stored Energy	VR=600V	-	15	-	μJ

## Thermal Characteristics

Symbol	Parameter	Typ	Unit
RθJC	Thermal Resistance from Junction to Case	0.98	°C/W

## Typical Characteristics

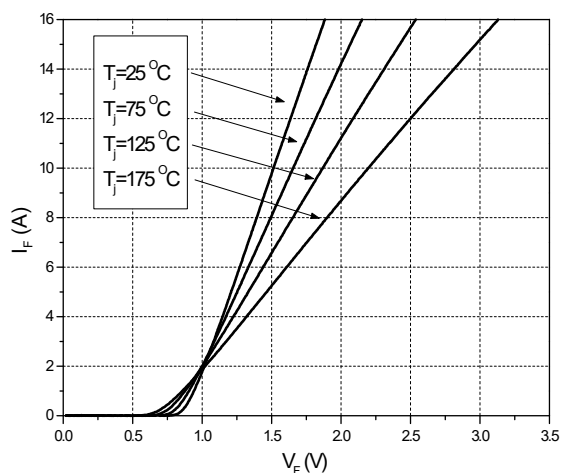


Figure 1. Forward Characteristics

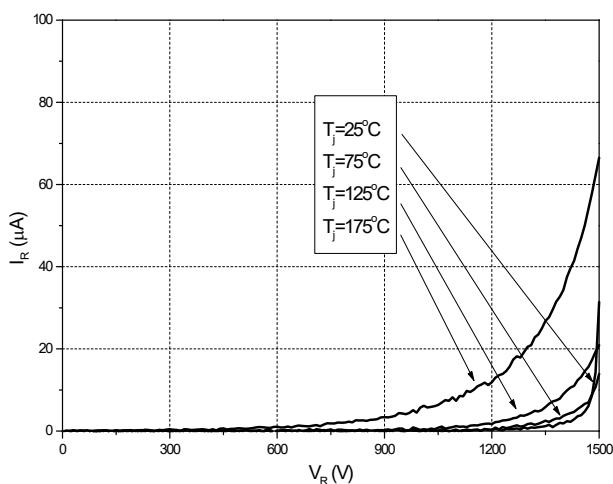


Figure 2. Reverse Characteristics

# Typical Characteristics

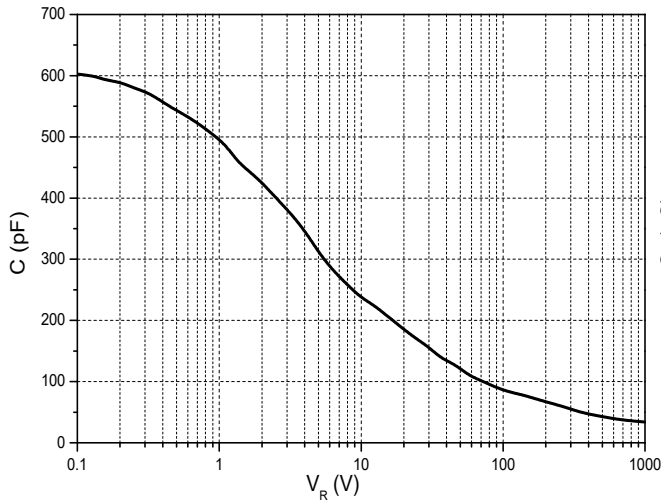


Figure 3. Capacitance vs. Reverse Voltage

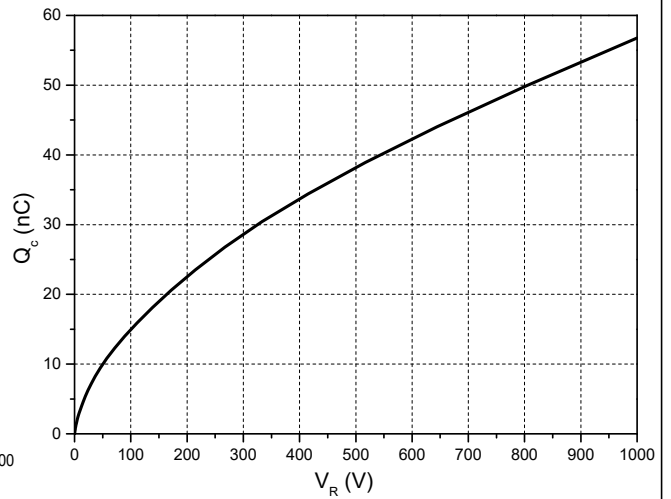


Figure 4. Total Capacitance Charge vs. Reverse Voltage

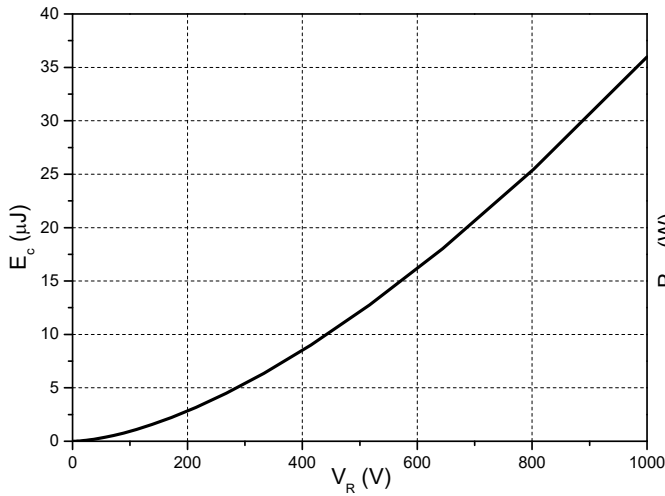


Figure 5. Capacitance Stored Energy

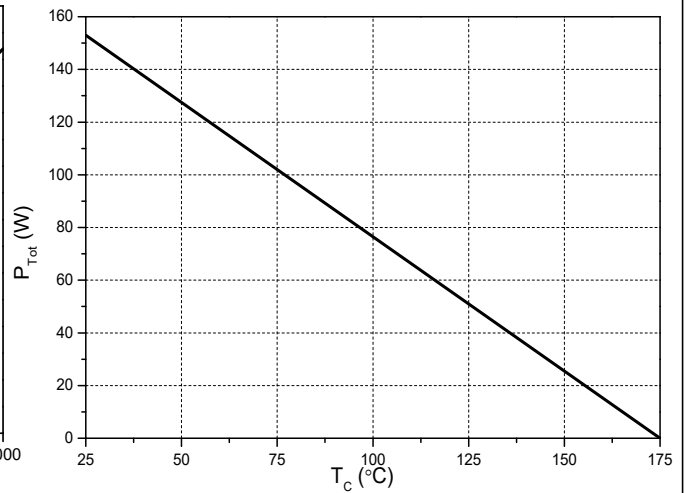


Figure 6. Power Derating

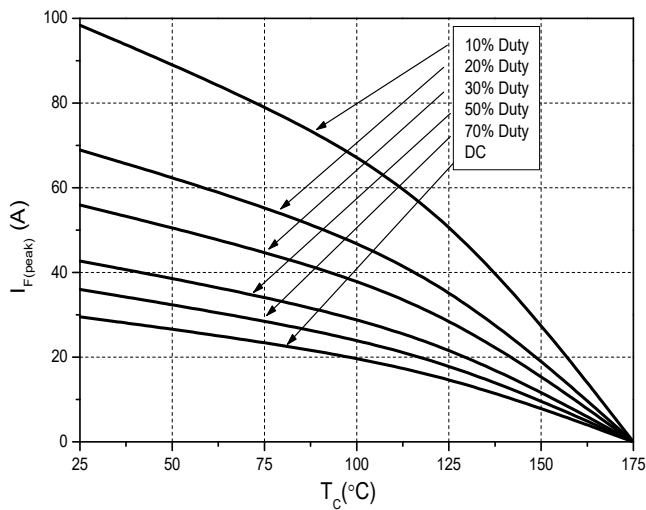


Figure 7. Current Derating

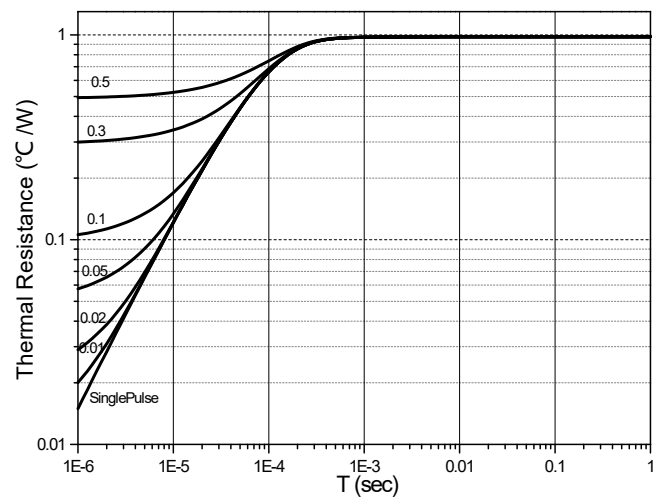


Figure 8. Transient Thermal Impedance

单击下面可查看定价，库存，交付和生命周期等信息

[>>Maplesemi\(美浦森半导体\)](#)