

FEATURES AND BENEFITS*

- Up to 1,000,000 duty cycles or 10 year DC life
- 48V DC working voltage
- Active cell balancing
- Temperature output
- Overvoltage outputs available
- High power density
- Extreme Vibration Environment Compatible

TYPICAL APPLICATIONS

- Hybrid vehicles
- Rail
- Heavy industrial equipment
- UPS systems



PRODUCT SPECIFICATIONS

ELECTRICAL

BMOD0165 P048 C01

Rated Capacitance ¹	165 F
Minimum Capacitance, initial ¹	165 F
Maximum Capacitance, initial ¹	198 F
Maximum ESR _{DC} , initial ¹	6.0 mΩ
Test Current for Capacitance and ESR _{DC} ¹	100 A
Rated Voltage	48 V
Stored Energy ⁴	53 Wh
Absolute Maximum Voltage ²	51 V
Absolute Maximum Current	1,900 A
Maximum Series Voltage	750 V
Capacitance of Individual Cells ⁸	3,000 F
Stored Energy, Individual Cell ⁸	3.0 Wh
Number of Cells	18

TEMPERATURE

Operating Temperature (Cell Case Temperature)	
Minimum	-40°C
Maximum	65°C
Storage Temperature (Stored Uncharged)	
Minimum	-40°C
Maximum	70°C

*Results may vary. Additional terms and conditions, including the limited warranty, apply at the time of purchase. See the warranty details for applicable operating and use requirements.

PRODUCT SPECIFICATIONS (Cont'd)

PHYSICAL

BMOD0165 P048 C01

Mass, typical	14.2 kg
Power Terminals	M8/M10
Recommended Torque - Terminal	20 Nm (M8)/30 Nm (M10)
Vibration Specification	ISO 16750-3, Table 12
Shock Specification	IEC 60068-2-27, -29
Environmental Protection	IP65
Cooling	Natural Convection

MONITORING / CELL VOLTAGE MANAGEMENT

Internal Temperature Sensor ³	NTC Thermistor (10 kΩ)
Temperature Interface	Analog
Cell Voltage Monitoring ³	Overvoltage Alarm (open collector)
Connector (Mating)	Deutsch DTM04-4P, Amphenol ATM04-4P
Cell Management System	CMS 2.0

SAFETY

Short Circuit Current, typical (Current possible with short circuit from rated voltage. Do not use as an operating current.)	8,100 A
Certifications	RoHS, UL810a (50 volts)
High-Pot Test ⁹	2,500 VDC

TYPICAL CHARACTERISTICS

THERMAL CHARACTERISTICS

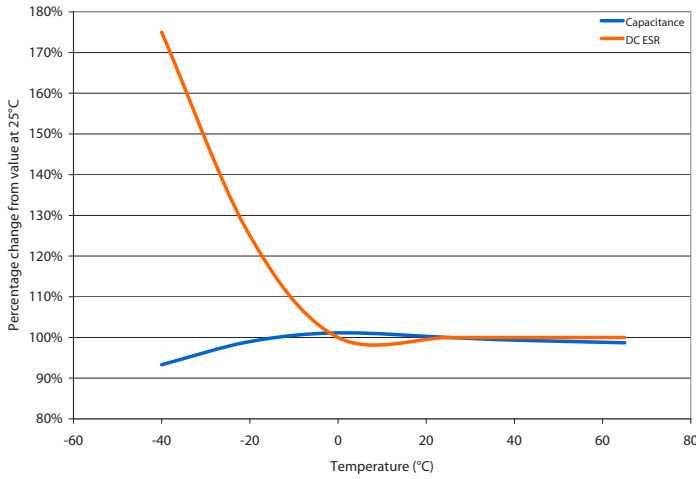
BMOD0165 P048 C01

Thermal Resistance (R_{ca} , All Cell Cases to Ambient), typical ⁵	0.40°C/W
Thermal Capacitance (C_{th}), typical	13,000 J/°C
Maximum Continuous Current ($\Delta T = 15\text{ °C}$) ⁵ (BOL, Beginning of Life)	79 A, RMS
Maximum Continuous Current ($\Delta T = 40\text{ °C}$) ⁵ (BOL, Beginning of Life)	130 A, RMS

LIFE

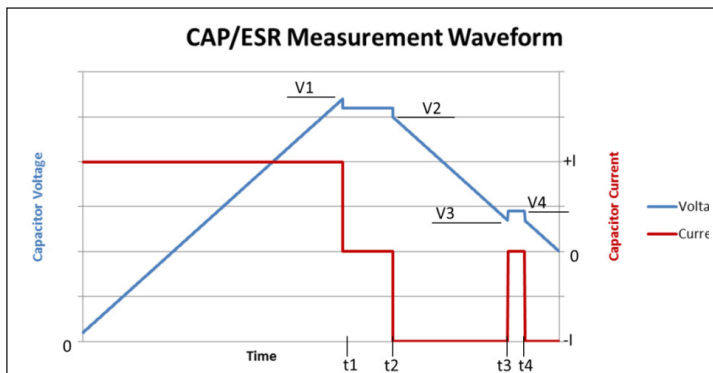
DC Life at High Temperature ¹ (held continuously at Rated Voltage and Maximum Operating Temperature)	1,500 hours
Capacitance Change (% decrease from minimum initial value)	20%
ESR Change (% increase from maximum initial value)	100%
Projected DC Life at 25°C ¹ (held continuously at Rated Voltage)	10 years
Capacitance Change (% decrease from minimum initial value)	20%
ESR Change (% increase from maximum initial value)	100%
Projected Cycle Life at 25°C ^{1,6,7}	1,000,000 cycles
Capacitance Change (% decrease from minimum initial value)	20%
ESR Change (% increase from maximum initial value)	100%
Test Current	100 A
Shelf Life (Stored uncharged at 25°C)	4 years

ESR AND CAPACITANCE VS TEMPERATURE

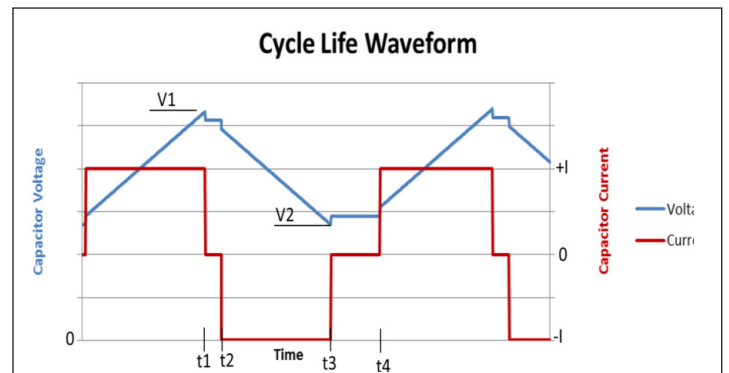


NOTES

1. Capacitance and ESR_{DC} measured at 25°C using specified test current per waveform below.
2. Absolute maximum voltage, non-repeated. Not to exceed 1 second.
3. Please refer to module user manual for additional technical details.
4. $E_{stored} = \frac{1}{2} CV^2$
5. $\Delta T = I_{RMS}^2 \times ESR \times R_{ca}$
6. Cycle using specified test current per waveform below.
7. Cycle life varies depending upon application-specific characteristics. Actual results will vary.
8. Per United Nations material classification UN3499, all Maxwell ultracapacitors have less than 10 Wh capacity to meet the requirements of Special Provisions 361. Both individual ultracapacitors and modules composed of those ultracapacitors shipped by Maxwell can be transported without being treated as dangerous goods (hazardous materials) under transportation regulations.
9. Duration = 60 seconds. Not intended as an operating parameter.

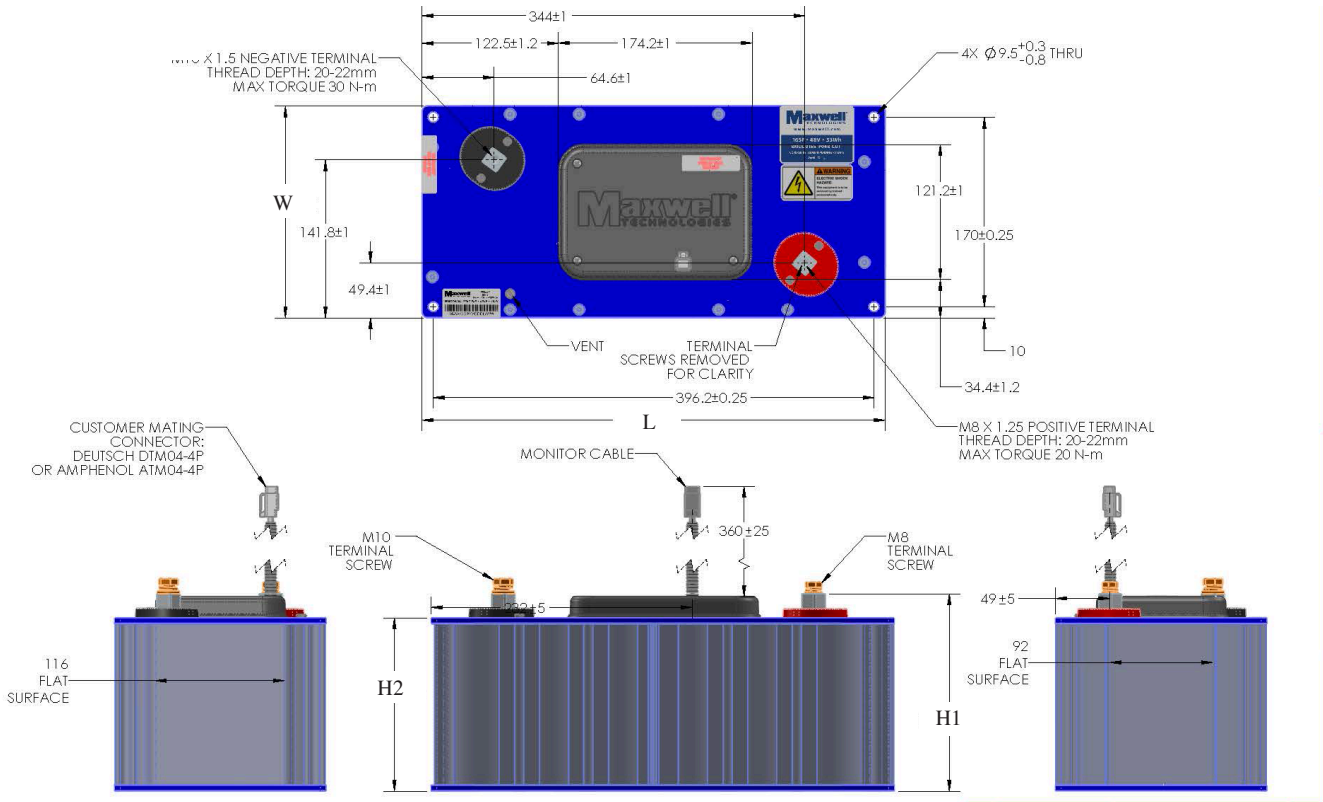


$V1 = V_{rated}$ $t2 - t1 = 15 \text{ seconds}$ $Capacitance = I \times (t3-t2)/(V2-V3)$
 $V3 = 0.5 \times V_{rated}$ $t4 - t3 = 5 \text{ seconds}$ $ESR = (V4 - V3)/I$



$V1 = V_{rated}$ $t2 - t1 = 5 \text{ seconds (I=0)}$
 $V2 = 0.5 \times V_{rated}$ $t4 - t3 = 15 \text{ seconds (I=0)}$

BMOD0165 P048 C01



Part Description	Dimensions (mm)				Package Quantity
	L (max)	W (max)	H1 (max)	H2 (max)	
BMOD0165 P048 C01	418	194	179	157	1

Product dimensions are for reference only unless otherwise identified. Product dimensions and specifications may change without notice. Please contact Maxwell Technologies directly for any technical specifications critical to application. All products featured on this datasheet are covered by the following U.S. patents and their respective foreign counterparts: 6643119, 7180726, 7295423, 7342770, 7352558, 7384433, 7440258, 7492571, 7508651, 7580243, 7791860, 7816891, 7859826, 7883553, 7935155, 8072734, 8098481, 8279580, and patents pending.

Maxwell Technologies, Inc. Global Headquarters 3888 Calle Fortunada San Diego, CA 92123 USA Tel: +1 (858) 503-3300 Fax: +1 (858) 503-3301	Maxwell Technologies SA Route de Montena 65 CH-1728 Rossens Switzerland Tel: +41 (0)26 411 85 00 Fax: +41 (0)26 411 85 05	Maxwell Technologies, GmbH Leopoldstrasse 244 80807 München Germany Tel: +49 (0)89 / 4161403 0 Fax: +49 (0)89 / 4161403 99	Maxwell Technologies Shanghai Trading Co., Ltd Unit A2BC, 12th Floor Huarun Times Square 500 Zhangyang Road, Pudong Shanghai 200122, P.R. China Phone: +86 21 3852 4000 Fax: +86 21 3852 4099	Maxwell Technologies Korea Co., Ltd Room 1524, D-Cube City Office Tower, 15F #662 Gyeongin-Ro, Guro-Gu, Seoul, Korea 152-706 Phone: +82 10 4518 9829

MAXWELL TECHNOLOGIES, MAXWELL, MAXWELL CERTIFIED INTEGRATOR, ENABLING ENERGY'S FUTURE, BOOSTCAP, C CELL, D CELL and their respective designs and/or logos are either trademarks or registered trademarks of Maxwell Technologies, Inc. and may not be copied, imitated or used, in whole or in part, without the prior written permission from Maxwell Technologies, Inc. All contents copyright © 2015 Maxwell Technologies, Inc. All rights reserved. No portion of these materials may be reproduced in any form, or by any means, without prior written permission from Maxwell Technologies, Inc.

单击下面可查看定价，库存，交付和生命周期等信息

[>>Maxwell Technologies \(麦克斯威\)](#)