

Features

- The Complementary PNP Types are the TIP42 Respectively
- Halogen Free Available Upon Request By Adding Suffix "-HF"
- Epoxy Meets UL 94 V-0 Flammability Rating
- Lead Free Finish/RoHS Compliant(Note 1) ("P" Suffix Designates RoHS Compliant. See Ordering Information)

Maximum Ratings @ 25°C Unless Otherwise Specified

- Operating Junction Temperature Range: -65°C to +150°C
- Storage Temperature Range: -65°C to +150°C
- Thermal Resistance: 1.92°C/W Junction to Case
- Thermal Resistance: 62.5°C/W Junction to Ambient

Parameter	Symbol	Rating	Unit
Collector-Base Voltage	TIP41	40	V
	TIP41A	60	
	TIP41B	80	
	TIP41C	100	
Collector-Emitter Voltage	TIP41	40	V
	TIP41A	60	
	TIP41B	80	
	TIP41C	100	
Emitter-Base Voltage	V_{EBO}	5	V
Continuous Collector Current	I_C	6	A
Peak Collector Current	I_{CM}	10	A
Base Current	I_B	2	A
Power Dissipation @ $T_C=25^\circ C$	P_D	65	W
Power Dissipation @ $T_A=25^\circ C$	P_D	2	W

Note: 1.High Temperature Solder Exemption Applied, see EU Directive Annex 7.

NPN
Silicon Power
Transistors

TO-220

1.BASE
2.COLLECTOR
3.EMITTER

DIMENSIONS					NOTE
DIM	INCHES		MM		
	MIN	MAX	MIN	MAX	
A	0.560	0.625	14.22	15.88	
B	0.380	0.420	9.65	10.67	
C	0.140	0.190	3.56	4.82	
D	0.020	0.045	0.51	1.14	
F	0.139	0.161	3.53	4.09	Φ
G	0.090	0.110	2.29	2.79	
H	----	0.250	----	6.35	
J	0.012	0.025	0.30	0.64	
K	0.500	0.580	12.70	14.73	
L	0.045	0.060	1.14	1.52	
N	0.190	0.210	4.83	5.33	
Q	0.100	0.135	2.54	3.43	
R	0.080	0.115	2.04	2.92	
S	0.045	0.055	1.14	1.39	
T	0.230	0.270	5.84	6.86	
U	----	0.050	----	1.27	
V	0.045	----	1.15	----	

Electrical Characteristics @ $T_A=25^\circ\text{C}$ Unless Otherwise Specified

Parameter		Symbol	Min	Typ	Max	Units	Conditions
Collector-Emitter Breakdown Voltage	TIP41	$V_{(BR)CEO}$	40			V	$I_C=30\text{mA}, I_B=0$
	TIP41A		60				
	TIP41B		80				
	TIP41C		100				
Collector Cutoff Current	TIP41	I_{CES}			400	μA	$V_{CE}=40\text{V}, V_{EB}=0$
	TIP41A				400	μA	$V_{CE}=60\text{V}, V_{EB}=0$
	TIP41B				400	μA	$V_{CE}=80\text{V}, V_{EB}=0$
	TIP41C				400	μA	$V_{CE}=100\text{V}, V_{EB}=0$
Collector Cutoff Current	TIP41	I_{CEO}			700	μA	$V_{CE}=30\text{V}, I_B=0$
	TIP41A				700	μA	$V_{CE}=30\text{V}, I_B=0$
	TIP41B				700	μA	$V_{CE}=60\text{V}, I_B=0$
	TIP41C				700	μA	$V_{CE}=60\text{V}, I_B=0$
Emitter Cutoff Current		I_{EBO}			1	mA	$V_{EB}=5\text{V}, I_C=0$
DC Current Gain		$h_{FE(1)}$	30				$V_{CE}=4\text{V}, I_C=0.3\text{A}$
		$h_{FE(2)}$	15		75		$V_{CE}=4\text{V}, I_C=3\text{A}$
Collector-Emitter Saturation Voltage		$V_{CE(sat)}$			1.5	V	$I_C=6\text{A}, I_B=0.6\text{A}$
Base-Emitter Voltage		V_{BE}			2.0	V	$V_{CE}=4\text{V}, I_C=6\text{A}$
Transition Frequency		f_T	3			MHz	$V_{CE}=10\text{V}, I_C=0.5\text{A}$

Curve Characteristics

Fig. 1 - Static Characteristics

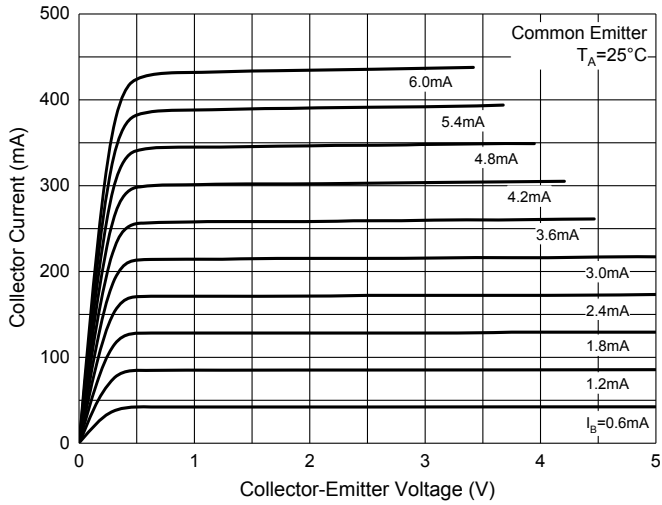


Fig. 2 - DC Current Gain Characteristics

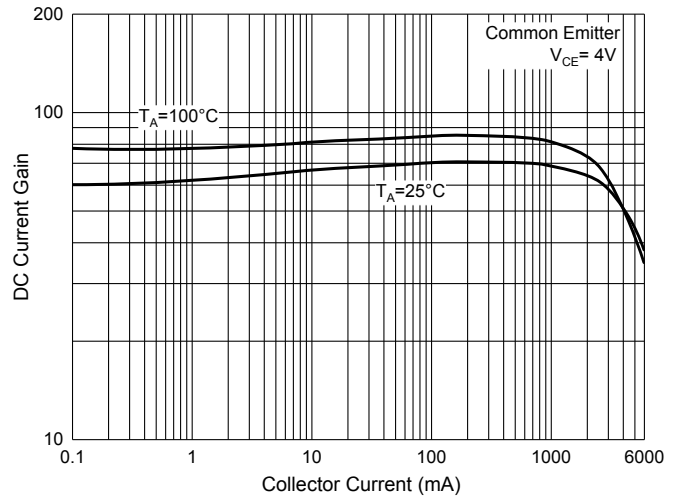


Fig. 3 - Base-Emitter Saturation Voltage Characteristics

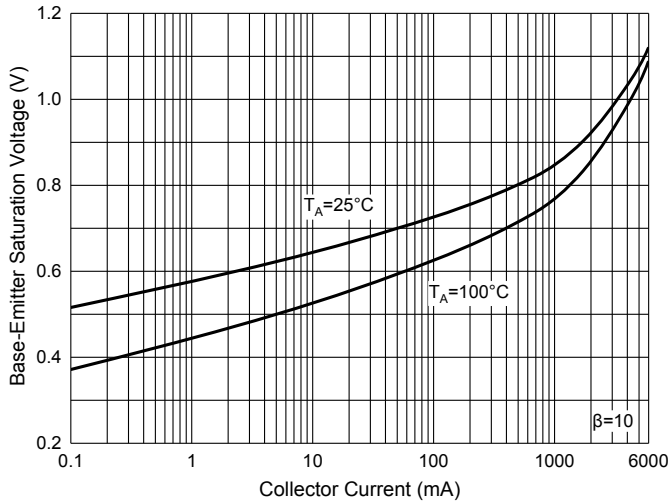


Fig. 4 - Collector-Emitter Saturation Voltage Characteristics

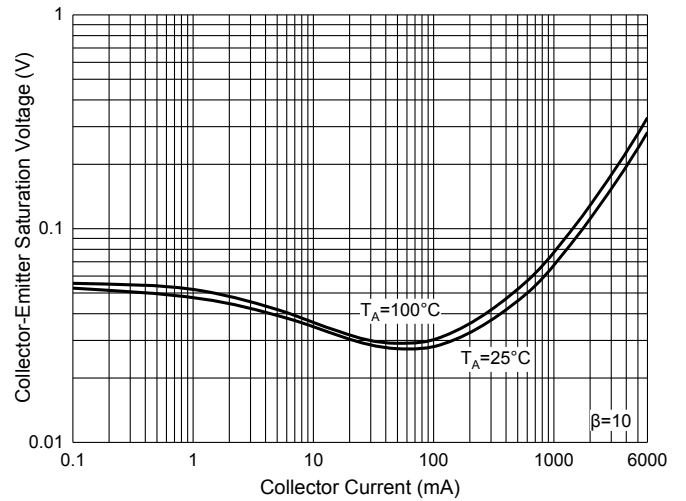


Fig. 5 - Base-Emitter Voltage Characteristics

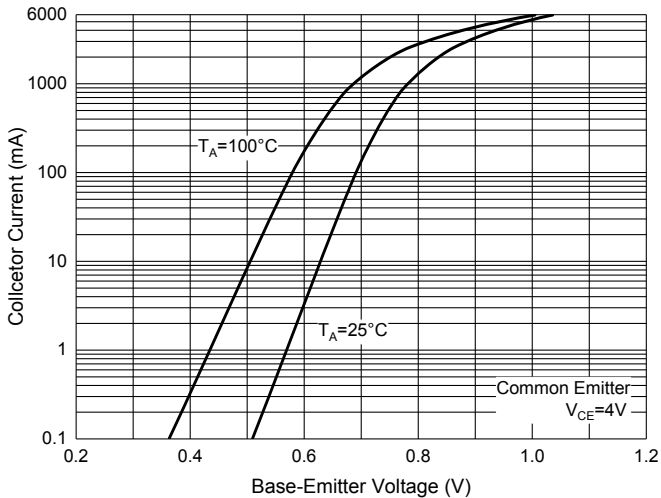
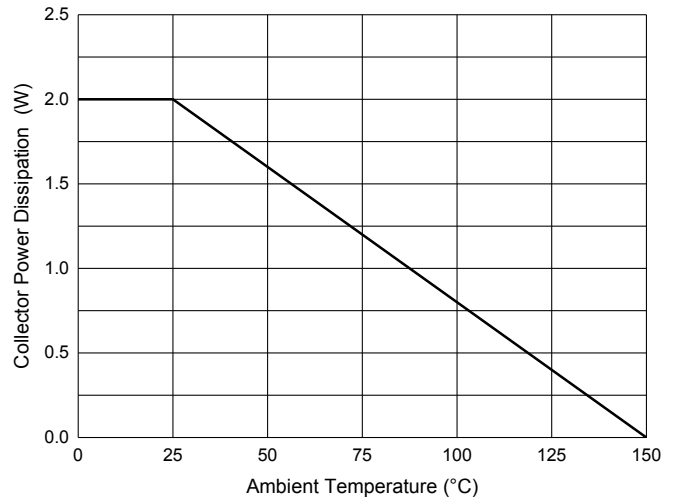


Fig. 6 - Collector Power Derating Curve



Ordering Information

Device	Packing
Part Number-BP	Bulk:50pcs/Tube, 1Kpcs/Box, 5Kpcs/Carton

Note : Adding "-HF" Suffix For Halogen Free, eg. Part Number-BP-HF

IMPORTANT NOTICE

Micro Commercial Components Corp. reserves the right to make changes without further notice to any product herein to make corrections, modifications, enhancements, improvements, or other changes. **Micro Commercial Components Corp.** does not assume any liability arising out of the application or use of any product described herein; neither does it convey any license under its patent rights, nor the rights of others. The user of products in such applications shall assume all risks of such use and will agree to hold **Micro Commercial Components Corp.** and all the companies whose products are represented on our website, harmless against all damages. **Micro Commercial Components Corp.** products are sold subject to the general terms and conditions of commercial sale, as published at <https://www.mccsemi.com/Home/TermsAndConditions>.

LIFE SUPPORT

MCC's products are not authorized for use as critical components in life support devices or systems without the express written approval of Micro Commercial Components Corporation.

CUSTOMER AWARENESS

Counterfeiting of semiconductor parts is a growing problem in the industry. Micro Commercial Components (MCC) is taking strong measures to protect ourselves and our customers from the proliferation of counterfeit parts. MCC strongly encourages customers to purchase MCC parts either directly from MCC or from Authorized MCC Distributors who are listed by country on our web page cited below. Products customers buy either from MCC directly or from Authorized MCC Distributors are genuine parts, have full traceability, meet MCC's quality standards for handling and storage. **MCC will not provide any warranty coverage or other assistance for parts bought from Unauthorized Sources.** MCC is committed to combat this global problem and encourage our customers to do their part in stopping this practice by buying direct or from authorized distributors.

单击下面可查看定价，库存，交付和生命周期等信息

[>>MCC\(美微科\)](#)