

Features

- Halogen Free. "Green" Device (Note 1)
- High Surge Forward Current Capability
- Low Power Loss, High Efficiency
- Lead Free Finish/RoHS Compliant(Note 2)("P" Suffix Designates Compliant. See Ordering Information)
- Epoxy Meets UL 94 V-0 Flammability Rating
- Moisture Sensitivity Level 1

Maximum Ratings

- Operating Junction Temperature Range: -55°C to +150°C
- Storage Temperature Range: -55°C to +150°C
- Typical Thermal Resistance: 60 °C/W Junction to Ambient
- Typical Thermal Resistance: 8.0 °C/W Junction to Case

| MCC Part Number | Device Marking | Maximum Recurrent Peak Reverse Voltage | Maximum RMS Voltage | Maximum DC Blocking Voltage |
|-----------------|----------------|--|---------------------|-----------------------------|
| MBR5U45 | 5U45 | 45V | 32V | 45V |

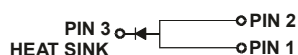
Electrical Characteristics @ 25°C Unless Otherwise Specified

| | | | |
|----------------------------|-------------|--------------------------|---|
| Average Forward Current | $I_{F(AV)}$ | 5A | $T_C = 130^\circ\text{C}$ |
| Peak Forward Surge Current | I_{FSM} | 130A | 8.3ms, Half Sine |
| Forward Voltage | V_F | 0.39V(Typ) 0.42V(Max) | $I_F=3A \ T_J=25^\circ\text{C}$ |
| | | 0.44V(Typ) 0.47V(Max) | $I_F=5A \ T_J=25^\circ\text{C}$ |
| Reverse Current | I_R | 0.2mA(Max) 100mA(Max) | $V_R=45; \ T_J=25^\circ\text{C}$ $V_R=45; \ T_J=100^\circ\text{C}$ |
| Reverse Breakdown Voltage | V_{BR} | 45V(Min) | $I_R=0.5\text{mA}$ |
| Current Squared Time | I^2T | 70 A ² s | 1ms ≤ t < 8.3ms |

Note: 1. Halogen free "Green" products are defined as those which contain <900ppm bromine, <900ppm chlorine (<1500ppm total Br + Cl) and <1000ppm antimony compounds.

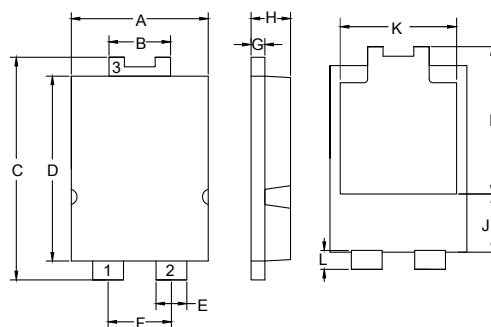
2. High Temperature Solder Exemption Applied, see EU Directive Annex 7a.

Internal Structure



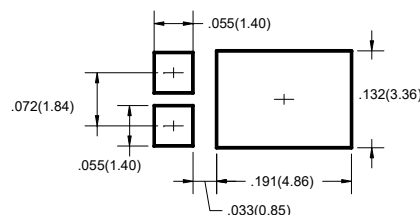
5 Amp Schottky Barrier Rectifier 45 Volts

TO-277



| DIM | DIMENSIONS | | | | NOTE |
|-----|------------|-------|------|------|------|
| | INCHES | | MM | | |
| | MIN | MAX | MIN | MAX | |
| A | 0.154 | 0.161 | 3.90 | 4.10 | |
| B | 0.067 | 0.075 | 1.70 | 1.90 | |
| C | 0.252 | 0.260 | 6.40 | 6.60 | |
| D | 0.209 | 0.217 | 5.30 | 5.50 | |
| E | 0.031 | 0.039 | 0.80 | 1.00 | |
| F | 0.071 | 0.075 | 1.80 | 1.90 | |
| G | 0.014 | 0.018 | 0.35 | 0.45 | |
| H | 0.043 | 0.047 | 1.10 | 1.20 | |
| I | 0.161 | 0.177 | 4.10 | 4.50 | |
| J | 0.059 | 0.075 | 1.50 | 1.90 | |
| K | 0.114 | 0.134 | 2.90 | 3.40 | |
| L | 0.022 | 0.030 | 0.55 | 0.75 | |

Suggested Solder Pad Layout



Curve Characteristics

Fig. 1 - Forward Current Derating Curve

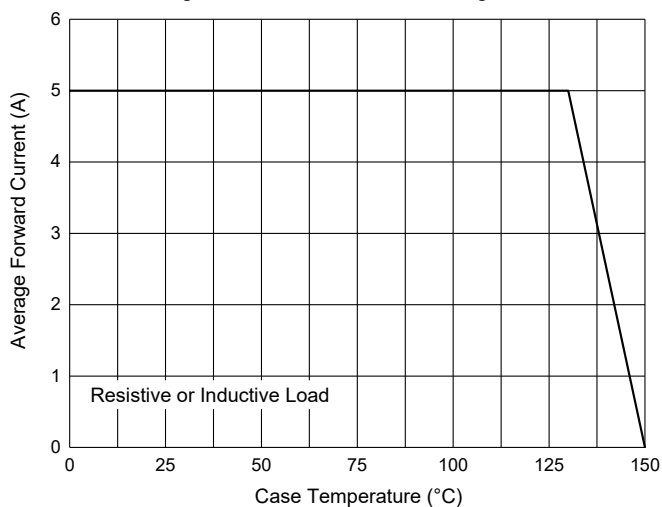


Fig. 2 - Maximum Non-Repetitive Peak Forward Surge Current

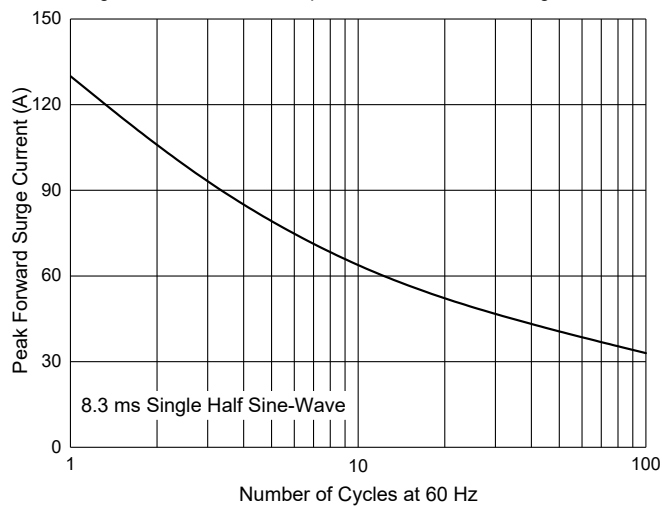


Fig. 3 - Typical Instantaneous Forward Characteristics

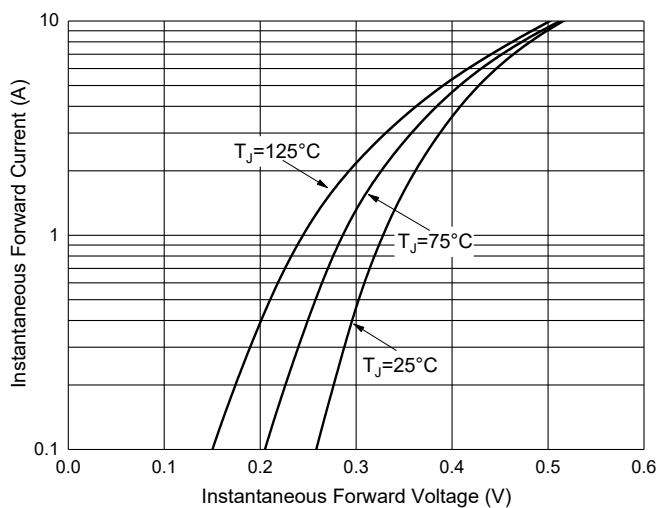
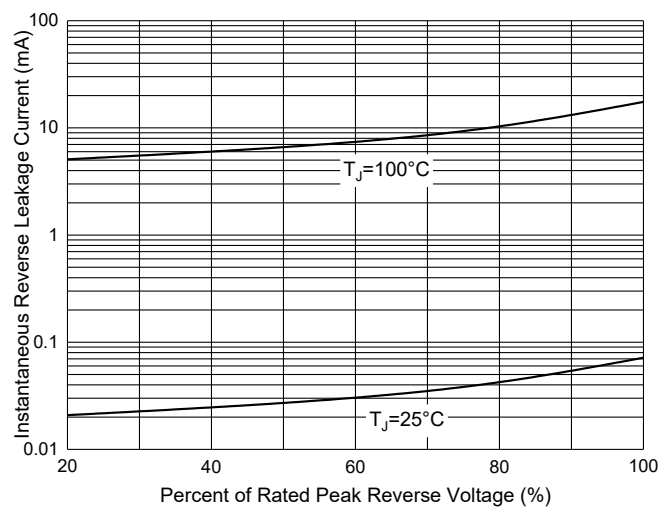


Fig. 4 - Typical Reverse Leakage Characteristics



Ordering Information

| Device | Packing |
|----------------|-----------------------|
| Part Number-TP | Tape&Reel: 4Kpcs/Reel |

*****IMPORTANT NOTICE*****

Micro Commercial Components Corp. reserves the right to make changes without further notice to any product herein to make corrections, modifications , enhancements , improvements , or other changes . **Micro Commercial Components Corp** . does not assume any liability arising out of the application or use of any product described herein; neither does it convey any license under its patent rights ,nor the rights of others . The user of products in such applications shall assume all risks of such use and will agree to hold **Micro Commercial Components Corp** . and all the companies whose products are represented on our website, harmless against all damages. **Micro Commercial Components Corp.** products are sold subject to the general terms and conditions of commercial sale, as published at <https://www.mccsemi.com/Home/TermsAndConditions>.

*****LIFE SUPPORT*****

MCC's products are not authorized for use as critical components in life support devices or systems without the express written approval of Micro Commercial Components Corporation.

*****CUSTOMER AWARENESS*****

Counterfeiting of semiconductor parts is a growing problem in the industry. Micro Commercial Components (MCC) is taking strong measures to protect ourselves and our customers from the proliferation of counterfeit parts. MCC strongly encourages customers to purchase MCC parts either directly from MCC or from Authorized MCC Distributors who are listed by country on our web page cited below. Products customers buy either from MCC directly or from Authorized MCC Distributors are genuine parts, have full traceability, meet MCC's quality standards for handling and storage. **MCC will not provide any warranty coverage or other assistance for parts bought from Unauthorized Sources.** MCC is committed to combat this global problem and encourage our customers to do their part in stopping this practice by buying direct or from authorized distributors.

单击下面可查看定价，库存，交付和生命周期等信息

[>>MCC\(美微科\)](#)