

Features

- Glass Passivated Junction
- Halogen Free Available Upon Request By Adding Suffix "-HF"
- Epoxy Meets UL 94 V-0 Flammability Rating
- Lead Free Finish/RoHS Compliant (Note1) ("P" Suffix Designates Compliant. See Ordering Information)

Maximum Ratings

- Operating Junction Temperature Range: -55°C to +175°C
- Storage Temperature Range: -55°C to +175°C

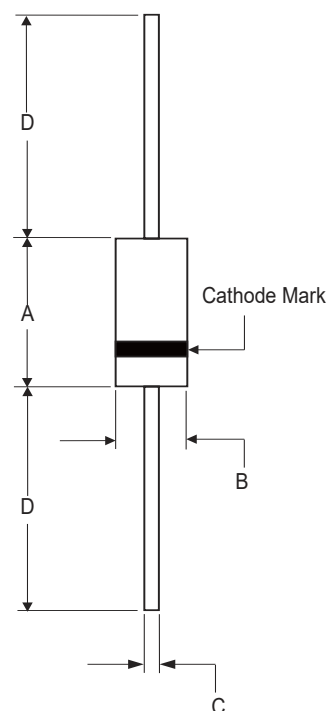
Parameter	Symbol	Rating	Conditions
Peak Forward Surge Current	I_{FSM}	10A	8.3ms single half sine/square wave
Power Dissipation	P_D	1.5W	$T_L=75^\circ\text{C}$, Note 2
Maximum Forward Voltage	V_F	1.5V	$I_F=200\text{mA}$

Note: 1. High Temperature Solder Exemption Applied, See EU Directive Annex Notes 7a.

2. 0.375" lead length from body.

1.5 Watt Zener Diode 5.1 to 200 Volts

DO-41



DIMENSIONS

DIM	INCHES		MM		NOTE
	MIN	MAX	MIN	MAX	
A	0.160	0.205	4.10	5.20	
B	0.080	0.107	2.00	2.70	Φ
C	0.028	0.035	0.70	0.90	Φ
D	1.000	-----	25.40	-----	

Electrical Characteristics @ 25°C Unless Otherwise Specified

MCC Part Number	Zener Voltage	Test Current	Maximum Dynamic Impedance	Knee Current	Knee Impedance	Maximum Reverse Current	Reverse Voltage	MARKING CODE
	V_Z	I_{ZT}	$Z_{ZT} @ I_{ZT}$	I_{ZK}	Z_{ZK}	I_R	V_R	
	V	mA	Ω	mA	Ω	μA	V	
1N5918BP	5.1	73.5	4	1	350	5	2	1N5918BP
1N5919BP	5.6	66.9	2	1	250	5	3	1N5919BP
1N5920BP	6.2	60.5	2	1	200	5	4	1N5920BP
1N5921BP	6.8	55.1	2.5	1	200	5	5.2	1N5921BP
1N5922BP	7.5	50	3	0.5	400	5	6	1N5922BP
1N5923BP	8.2	45.7	3.5	0.5	400	5	6.5	1N5923BP
1N5924BP	9.1	41.2	4	0.5	500	5	7	1N5924BP
1N5925BP	10	37.5	4.5	0.25	500	5	8	1N5925BP
1N5926BP	11	34.1	5.5	0.25	550	1	8.4	1N5926BP
1N5927BP	12	31.2	6.5	0.25	550	1	9.1	1N5927BP
1N5928BP	13	28.8	7	0.25	550	1	9.9	1N5928BP
1N5929BP	15	25	9	0.25	600	1	11.4	1N5929BP
1N5930BP	16	23.4	10	0.25	600	1	12.2	1N5930BP
1N5931BP	18	20.8	12	0.25	650	1	13.7	1N5931BP
1N5932BP	20	18.7	14	0.25	650	1	15.2	1N5932BP
1N5933BP	22	17	17.5	0.25	650	1	16.7	1N5933BP
1N5934BP	24	15.6	19	0.25	700	1	18.2	1N5934BP
1N5935BP	27	13.9	23	0.25	700	1	20.6	1N5935BP
1N5936BP	30	12.5	28	0.25	750	1	22.8	1N5936BP
1N5937BP	33	11.4	33	0.25	800	1	25.1	1N5937BP
1N5938BP	36	10.4	38	0.25	850	1	27.4	1N5938BP
1N5939BP	39	9.6	45	0.25	900	1	29.7	1N5939BP
1N5940BP	43	8.7	53	0.25	950	1	32.7	1N5940BP
1N5941BP	47	8	67	0.25	1000	1	35.8	1N5941BP
1N5942BP	51	7.3	70	0.25	1100	1	38.8	1N5942BP
1N5943BP	56	6.7	86	0.25	1300	1	42.6	1N5943BP
1N5944BP	62	6	100	0.25	1500	1	47.1	1N5944BP
1N5945BP	68	5.5	120	0.25	1700	1	51.7	1N5945BP
1N5946BP	75	5	140	0.25	2000	1	56	1N5946BP
1N5947BP	82	4.6	160	0.25	2500	1	62.2	1N5947BP
1N5948BP	91	4.1	200	0.25	3000	1	69.2	1N5948BP
1N5949BP	100	3.7	250	0.25	3100	1	76	1N5949BP
1N5950BP	110	3.4	300	0.25	4000	1	83.6	1N5950BP
1N5951BP	120	3.1	380	0.25	4500	1	91.2	1N5951BP
1N5952BP	130	2.9	450	0.25	5000	1	98.8	1N5952BP
1N5953BP	150	2.5	600	0.25	6000	1	114	1N5953BP
1N5954BP	160	2.3	700	0.25	6500	1	121.6	1N5954BP
1N5955BP	180	2.1	900	0.25	7000	1	136.8	1N5955BP
1N5956BP	200	1.9	1200	0.25	8000	1	152	1N5956BP

Note : TOLERANCE AND VOLTAGE DESIGNATION Tolerance designation - The type numbers listed indicate a tolerance of +/-5%

Curve Characteristics

Fig. 1 - Power Derating Curve

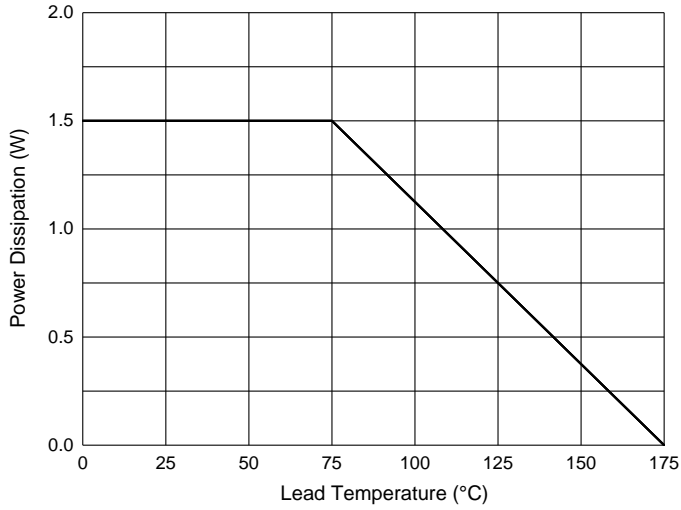


Fig. 2 - Typical Zener Breakdown Characteristics

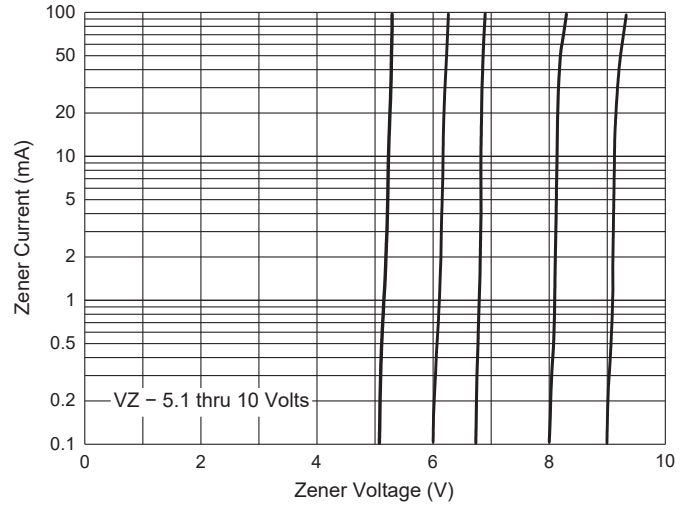
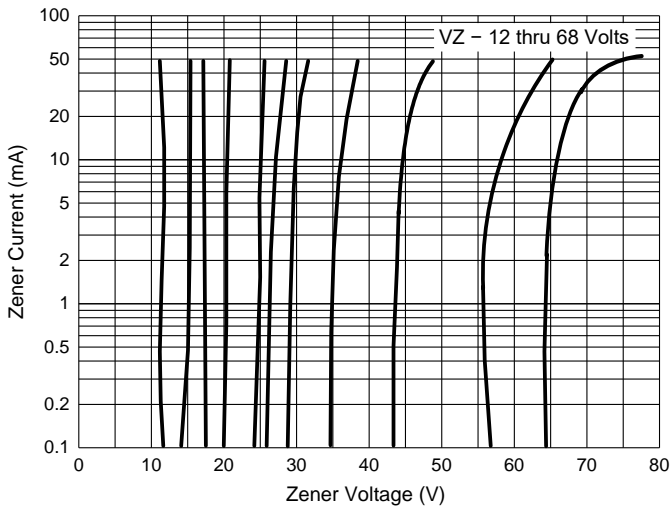


Fig. 3 - Typical Zener Breakdown Characteristics



Ordering Information

Device	Packing
(Part Number)-TP	Tape&Reel: 5Kpcs/Reel
(Part Number)-AP	Ammo Packing: 5Kpcs/Ammo Box
(Part Number)-BP	Bulk: 1Kpcs/Box, 50Kpcs/Carton

Note : Adding "-HF" Suffix For Halogen Free, eg. Part Number-TP-HF

IMPORTANT NOTICE

Micro Commercial Components Corp. reserves the right to make changes without further notice to any product herein to make corrections, modifications, enhancements, improvements, or other changes. **Micro Commercial Components Corp.** does not assume any liability arising out of the application or use of any product described herein; neither does it convey any license under its patent rights, nor the rights of others. The user of products in such applications shall assume all risks of such use and will agree to hold **Micro Commercial Components Corp.** and all the companies whose products are represented on our website, harmless against all damages. **Micro Commercial Components Corp.** products are sold subject to the general terms and conditions of commercial sale, as published at <https://www.mccsemi.com/Home/TermsAndConditions>.

LIFE SUPPORT

MCC's products are not authorized for use as critical components in life support devices or systems without the express written approval of Micro Commercial Components Corporation.

CUSTOMER AWARENESS

Counterfeiting of semiconductor parts is a growing problem in the industry. Micro Commercial Components (MCC) is taking strong measures to protect ourselves and our customers from the proliferation of counterfeit parts. MCC strongly encourages customers to purchase MCC parts either directly from MCC or from Authorized MCC Distributors who are listed by country on our web page cited below. Products customers buy either from MCC directly or from Authorized MCC Distributors are genuine parts, have full traceability, meet MCC's quality standards for handling and storage. **MCC will not provide any warranty coverage or other assistance for parts bought from Unauthorized Sources.** MCC is committed to combat this global problem and encourage our customers to do their part in stopping this practice by buying direct or from authorized distributors.

单击下面可查看定价，库存，交付和生命周期等信息

[>>MCC\(美微科\)](#)