

Features

- Glass Passivated Junction
- Halogen Free Available Upon Request By Adding Suffix "-HF"
- Epoxy Meets UL 94 V-0 Flammability Rating
- Lead Free Finish/RoHS Compliant (Note1) ("P" Suffix Designates Compliant. See Ordering Information)

Maximum Ratings

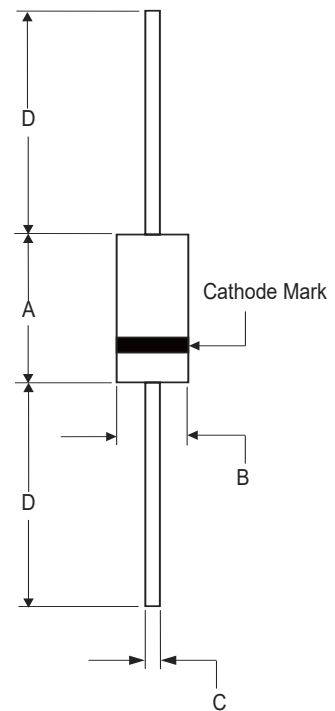
- Operating Junction Temperature Range: -55°C to +175°C
- Storage Temperature Range: -55°C to +175°C

Parameter	Symbol	Rating	Conditions
Peak Forward Surge Current	I_{FSM}	10A	8.3ms single half sine/square wave
Power Dissipation	P_D	3.0W	$T_L=75^\circ\text{C}$, Note 2
Maximum Forward Voltage	V_F	1.5V	$I_F=200\text{mA}$

Note: 1. High Temperature Solder Exemption Applied, See EU Directive Annex Notes 7a.
2. 0.375" lead length from body.

**3.0 Watt
Zener Diode
5.1 to 200 Volts**

DO-41



DIM	INCHES		MM		NOTE
	MIN	MAX	MIN	MAX	
A	0.160	0.205	4.10	5.20	
B	0.080	0.107	2.00	2.70	Φ
C	0.028	0.035	0.70	0.90	Φ
D	1.000	-----	25.40	-----	

Electrical Characteristics @ 25°C Unless Otherwise Specified

MCC Part Number	Zener Voltage	Test Current	Maximum Dynamic Impedance	Knee Current	Knee Impedance	Maximum Reverse Current	Reverse Voltage	MARKING CODE
	V_Z	I_{ZT}	$Z_{ZT} @ I_{ZT}$	I_{ZK}	Z_{ZK}	I_R	V_R	
	V	mA	Ω	mA	Ω	μA	V	
1N5918B3P	5.1	73.5	4	1	350	5	2	1N5918B3P
1N5919B3P	5.6	66.9	2	1	250	5	3	1N5919B3P
1N5920B3P	6.2	60.5	2	1	200	5	4	1N5920B3P
1N5921B3P	6.8	55.1	2.5	1	200	5	5.2	1N5921B3P
1N5922B3P	7.5	50	3	0.5	400	5	6	1N5922B3P
1N5923B3P	8.2	45.7	3.5	0.5	400	5	6.5	1N5923B3P
1N5924B3P	9.1	41.2	4	0.5	500	5	7	1N5924B3P
1N5925B3P	10	37.5	4.5	0.25	500	5	8	1N5925B3P
1N5926B3P	11	34.1	5.5	0.25	550	1	8.4	1N5926B3P
1N5927B3P	12	31.2	6.5	0.25	550	1	9.1	1N5927B3P
1N5928B3P	13	28.8	7	0.25	550	1	9.9	1N5928B3P
1N5929B3P	15	25	9	0.25	600	1	11.4	1N5929B3P
1N5930B3P	16	23.4	10	0.25	600	1	12.2	1N5930B3P
1N5931B3P	18	20.8	12	0.25	650	1	13.7	1N5931B3P
1N5932B3P	20	18.7	14	0.25	650	1	15.2	1N5932B3P
1N5933B3P	22	17	17.5	0.25	650	1	16.7	1N5933B3P
1N5934B3P	24	15.6	19	0.25	700	1	18.2	1N5934B3P
1N5935B3P	27	13.9	23	0.25	700	1	20.6	1N5935B3P
1N5936B3P	30	12.5	28	0.25	750	1	22.8	1N5936B3P
1N5937B3P	33	11.4	33	0.25	800	1	25.1	1N5937B3P
1N5938B3P	36	10.4	38	0.25	850	1	27.4	1N5938B3P
1N5939B3P	39	9.6	45	0.25	900	1	29.7	1N5939B3P
1N5940B3P	43	8.7	53	0.25	950	1	32.7	1N5940B3P
1N5941B3P	47	8	67	0.25	1000	1	35.8	1N5941B3P
1N5942B3P	51	7.3	70	0.25	1100	1	38.8	1N5942B3P
1N5943B3P	56	6.7	86	0.25	1300	1	42.6	1N5943B3P
1N5944B3P	62	6	100	0.25	1500	1	47.1	1N5944B3P
1N5945B3P	68	5.5	120	0.25	1700	1	51.7	1N5945B3P
1N5946B3P	75	5	140	0.25	2000	1	56	1N5946B3P
1N5947B3P	82	4.6	160	0.25	2500	1	62.2	1N5947B3P
1N5948B3P	91	4.1	200	0.25	3000	1	69.2	1N5948B3P
1N5949B3P	100	3.7	250	0.25	3100	1	76	1N5949B3P
1N5950B3P	110	3.4	300	0.25	4000	1	83.6	1N5950B3P
1N5951B3P	120	3.1	380	0.25	4500	1	91.2	1N5951B3P
1N5952B3P	130	2.9	450	0.25	5000	1	98.8	1N5952B3P
1N5953B3P	150	2.5	600	0.25	6000	1	114	1N5953B3P
1N5954B3P	160	2.3	700	0.25	6500	1	121.6	1N5954B3P
1N5955B3P	180	2.1	900	0.25	7000	1	136.8	1N5955B3P
1N5956B3P	200	1.9	1200	0.25	8000	1	152	1N5956B3P

Note : TOLERANCE AND VOLTAGE DESIGNATION Tolerance designation - The type numbers listed indicate a tolerance of +/-5%

Curve Characteristics

Fig. 1 - Power Derating Curve

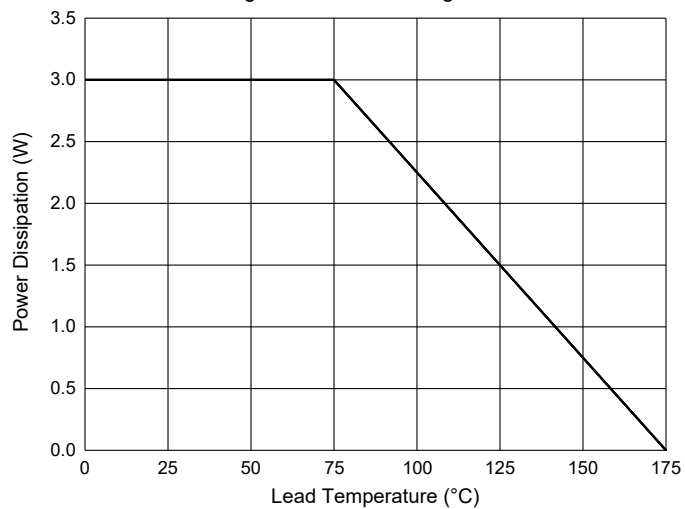


Fig. 2 - Typical Zener Breakdown Characteristics

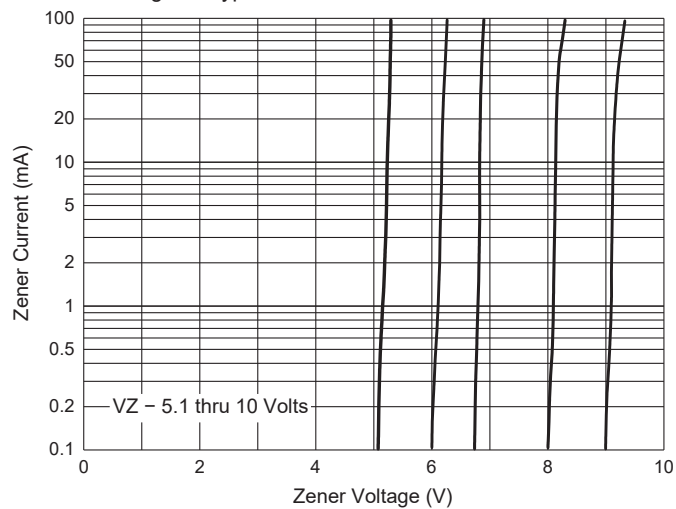
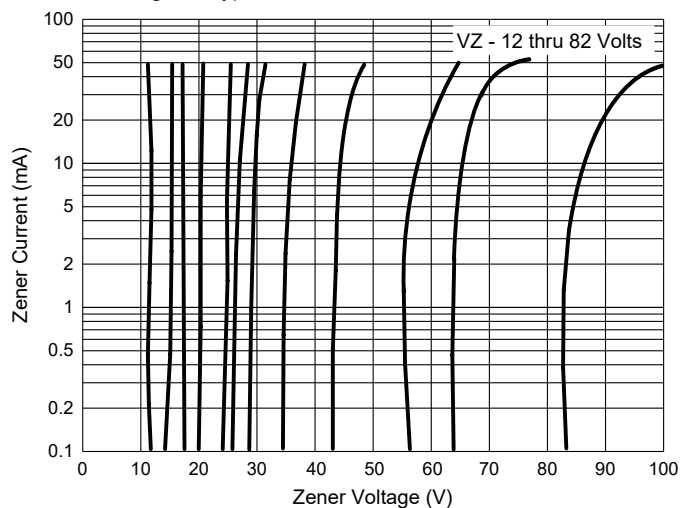


Fig. 3 - Typical Zener Breakdown Characteristics



Ordering Information

Device	Packing
(Part Number)-TP	Tape&Reel: 5Kpcs/Reel
(Part Number)-AP	Ammo Packing: 5Kpcs/Ammo Box
(Part Number)-BP	Bulk: 1Kpcs/Box, 50Kpcs/Carton

Note : Adding "-HF" Suffix For Halogen Free, eg. Part Number-TP-HF

IMPORTANT NOTICE

Micro Commercial Components Corp. reserves the right to make changes without further notice to any product herein to make corrections, modifications, enhancements, improvements, or other changes. **Micro Commercial Components Corp.** does not assume any liability arising out of the application or use of any product described herein; neither does it convey any license under its patent rights, nor the rights of others. The user of products in such applications shall assume all risks of such use and will agree to hold **Micro Commercial Components Corp.** and all the companies whose products are represented on our website, harmless against all damages. **Micro Commercial Components Corp.** products are sold subject to the general terms and conditions of commercial sale, as published at <https://www.mccsemi.com/Home/TermsAndConditions>.

LIFE SUPPORT

MCC's products are not authorized for use as critical components in life support devices or systems without the express written approval of Micro Commercial Components Corporation.

CUSTOMER AWARENESS

Counterfeiting of semiconductor parts is a growing problem in the industry. Micro Commercial Components (MCC) is taking strong measures to protect ourselves and our customers from the proliferation of counterfeit parts. MCC strongly encourages customers to purchase MCC parts either directly from MCC or from Authorized MCC Distributors who are listed by country on our web page cited below. Products customers buy either from MCC directly or from Authorized MCC Distributors are genuine parts, have full traceability, meet MCC's quality standards for handling and storage. **MCC will not provide any warranty coverage or other assistance for parts bought from Unauthorized Sources.** MCC is committed to combat this global problem and encourage our customers to do their part in stopping this practice by buying direct or from authorized distributors.

单击下面可查看定价，库存，交付和生命周期等信息

[>>MCC\(美微科\)](#)