

## Features

- Halogen Free. "Green" Device (Note 1)
- AEC-Q101 Qualified
- Standard Vz Tolerance is  $\pm 2\%$
- Planar Die Construction
- Zener Voltages from 2.4V - 39V
- Ideally Suited for Automated Assembly Processes
- Moisture Sensitivity Level 1
- Epoxy Meets UL 94 V-0 Flammability Rating
- Lead Free Finish/RoHS Compliant t ("P" Suffix Designates RoHS Compliant. See Ordering Information)

## Maximum Ratings

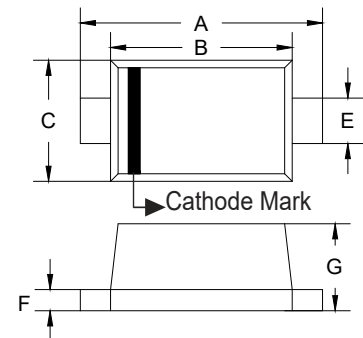
- Operating Junction Temperature Range:  $-55^{\circ}\text{C}$  to  $+150^{\circ}\text{C}$
- Storage Temperature Range:  $-55^{\circ}\text{C}$  to  $+150^{\circ}\text{C}$
- Thermal Resistance :  $833^{\circ}\text{C/W}$  Junction to Ambient

Parameter	Symbol	Rating	Conditions
Power Dissipation	$P_D$	150mW	Note 2
Maximum Forward Voltage	$V_F$	0.9V	$I_F=10\text{mA}$

Note: 1. Halogen free "Green" products are defined as those which contain <900ppm bromine, <900ppm chlorine (<1500ppm total Br + Cl) and <1000ppm antimony compounds.  
2. Valid provided that device terminals are kept at ambient temperature.

**150 mWatt  
Zener Diodes  
3.6 to 36 Volts**

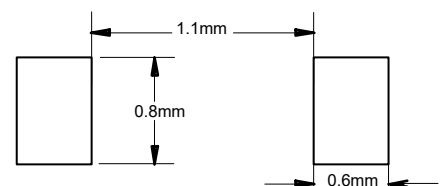
## SOD-523



## DIMENSIONS

DIM	INCHES		MM		NOTE
	MIN	MAX	MIN	MAX	
A	0.059	0.067	1.50	1.70	
B	0.043	0.051	1.10	1.30	
C	0.030	0.033	0.75	0.85	
E	0.010	0.014	0.25	0.35	
F	0.003	0.008	0.08	0.20	
G	0.020	0.026	0.50	0.65	

## Suggested Solder Pad Layout



Electrical Characteristics @ 25°C Unless Otherwise Specified

MCC Part Number	Zener Voltage <sup>(3)</sup>			Maximum Zener Impedance <sup>(4)</sup>		Maximum Zener Impedance <sup>(4)</sup>		Maximum Reverse Current		Typical Temperature Coefficient			Marking Code
	V <sub>Z</sub> @ I <sub>ZT</sub>			I <sub>ZT</sub>	Z <sub>ZT</sub>	I <sub>ZK</sub>	Z <sub>ZK</sub>	I <sub>R</sub>	V <sub>R</sub>	Min	Max.	I <sub>ZTC</sub>	
	Min.(V)	Nom(V)	Max.(V)	mA	Ω	mA	Ω	Max.(μA)	V	mV/°C		mA	
BZX584B3V6HE3	3.53	3.6	3.67	5	90	1.0	600	5	1.0	-3.5	0	5	2V5
BZX584B3V9HE3	3.82	3.9	3.98	5	90	1.0	600	3	1.0	-3.5	0	5	2V6
BZX584B4V3HE3	4.21	4.3	4.39	5	90	1.0	600	3	1.0	-3.5	0	5	2V7
BZX584B4V7HE3	4.61	4.7	4.79	5	80	1.0	500	3	2.0	-3.5	0.2	5	2Z1
BZX584B5V1HE3	5.00	5.1	5.20	5	60	1.0	480	2	2.0	-2.7	1.2	5	2Z2
BZX584B5V6HE3	5.49	5.6	5.71	5	40	1.0	400	1	2.0	-2.0	2.5	5	2Z3
BZX584B6V2HE3	6.08	6.2	6.32	5	10	1.0	150	3	4.0	0.4	3.7	5	2Z4
BZX584B6V8HE3	6.66	6.8	6.94	5	15	1.0	80	2	4.0	1.2	4.5	5	2Z5
BZX584B7V5HE3	7.35	7.5	7.65	5	15	1.0	80	1	5.0	2.5	5.3	5	2Z6
BZX584B8V2HE3	8.04	8.2	8.36	5	15	1.0	80	0.7	5.0	3.2	6.2	5	2Z7
BZX584B9V1HE3	8.92	9.1	9.28	5	15	1.0	100	0.5	6.0	3.8	7.0	5	2Z8
BZX584B10HE3	9.80	10	10.20	5	20	1.0	150	0.2	7.0	4.5	8.0	5	2Z9
BZX584B11HE3	10.78	11	11.22	5	20	1.0	150	0.1	8.0	5.4	9.0	5	2Y1
BZX584B12HE3	11.76	12	12.24	5	25	1.0	150	0.1	8.0	6.0	10.0	5	2Y2
BZX584B13HE3	12.74	13	13.26	5	30	1.0	170	0.1	8.0	7.0	11.0	5	2Y3
BZX584B15HE3	14.70	15	15.30	5	30	1.0	200	0.1	10.5	9.2	13.0	5	2Y4
BZX584B16HE3	15.68	16	16.32	5	40	1.0	200	0.1	11.2	10.4	14.0	5	2Y5
BZX584B18HE3	17.64	18	18.36	5	45	1.0	225	0.1	12.6	12.4	16.0	5	2Y6
BZX584B20HE3	19.60	20	20.40	5	55	1.0	225	0.1	14.0	14.4	18.0	5	2Y7
BZX584B22HE3	21.56	22	22.44	5	55	1.0	250	0.1	15.4	16.4	20.0	5	2Y8
BZX584B24HE3	23.52	24	24.48	5	70	1.0	250	0.1	16.8	18.4	22.0	5	2Y9
BZX584B27HE3	26.46	27	27.54	2	80	0.5	300	0.1	18.9	21.4	25.3	5	S5
BZX584B30HE3	29.40	30	30.60	2	80	0.5	300	0.1	21.0	24.4	29.4	5	2X2
BZX584B33HE3	32.34	33	33.66	2	80	0.5	325	0.1	23.1	27.4	33.4	5	2X3
BZX584B36HE3	35.28	36	36.72	2	90	0.5	350	0.1	25.2	30.4	37.4	5	2X4

Note : 3. Tested with pulses, period = 5ms, pulse width=300us  
4. f=1KHz

**Curve Characteristics**

Fig. 1 - Power Derating Curve

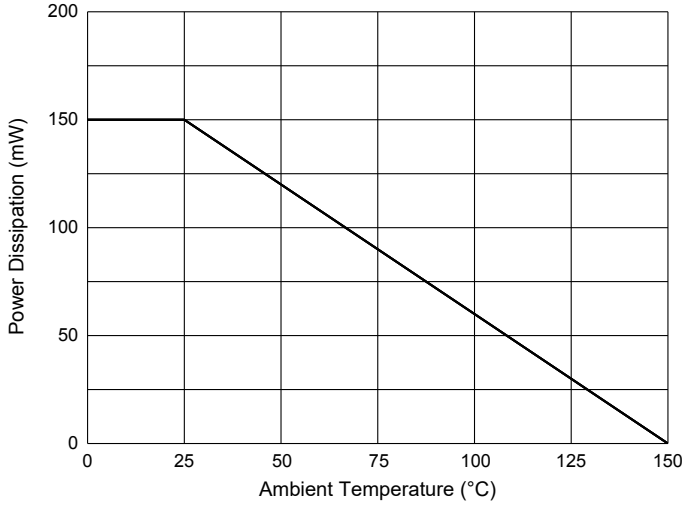


Fig. 2 - Typical Zener Breakdown Characteristics

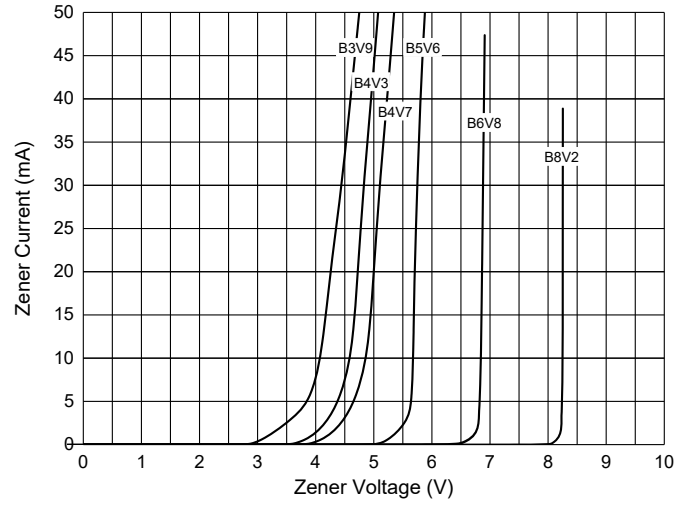
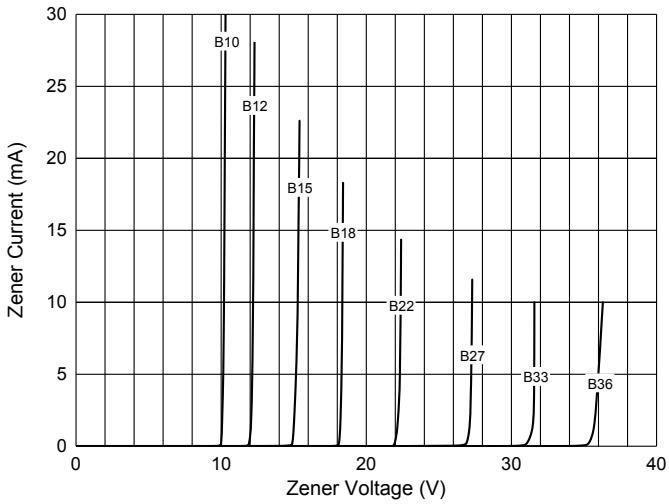


Fig. 3 - Typical Zener Breakdown Characteristics



## Ordering Information

Device	Packing
Part Number-TP	Tape&Reel:8Kpcs/Reel

### \*\*\*IMPORTANT NOTICE\*\*\*

**Micro Commercial Components Corp.** reserves the right to make changes without further notice to any product herein to make corrections, modifications, enhancements, improvements, or other changes. **Micro Commercial Components Corp.** does not assume any liability arising out of the application or use of any product described herein; neither does it convey any license under its patent rights, nor the rights of others. The user of products in such applications shall assume all risks of such use and will agree to hold **Micro Commercial Components Corp.** and all the companies whose products are represented on our website, harmless against all damages. **Micro Commercial Components Corp.** products are sold subject to the general terms and conditions of commercial sale, as published at <https://www.mccsemi.com/Home/TermsAndConditions>.

### \*\*\*LIFE SUPPORT\*\*\*

MCC's products are not authorized for use as critical components in life support devices or systems without the express written approval of Micro Commercial Components Corporation.

### \*\*\*CUSTOMER AWARENESS\*\*\*

Counterfeiting of semiconductor parts is a growing problem in the industry. Micro Commercial Components (MCC) is taking strong measures to protect ourselves and our customers from the proliferation of counterfeit parts. MCC strongly encourages customers to purchase MCC parts either directly from MCC or from Authorized MCC Distributors who are listed by country on our web page cited below. Products customers buy either from MCC directly or from Authorized MCC Distributors are genuine parts, have full traceability, meet MCC's quality standards for handling and storage. **MCC will not provide any warranty coverage or other assistance for parts bought from Unauthorized Sources.** MCC is committed to combat this global problem and encourage our customers to do their part in stopping this practice by buying direct or from authorized distributors.

单击下面可查看定价，库存，交付和生命周期等信息

[>>MCC\(美微科\)](#)