

Features

- Dual Zeners in Common Anode Configuration
- ΔV_z for Both Diodes in One Case is $\leq 5\%$.
- Ideally Suited for Automated Assembly Processes
- Moisture Sensitivity Level 1
- Epoxy Meets UL 94 V-0 Flammability Rating
- Halogen Free. "Green" Device (Note 1)
- Lead Free Finish/RoHS Compliant ("P" Suffix Designates RoHS Compliant. See Ordering Information)

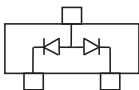
Maximum Ratings

- Operating Junction Temperature Range: -15°C to $+150^\circ\text{C}$
- Storage Temperature Range: -15°C to $+150^\circ\text{C}$
- Thermal Resistance: 625°C/W Junction to Ambient

Parameter	Symbol	Rating	Unit
Power Dissipation	P_D	∞	{ W

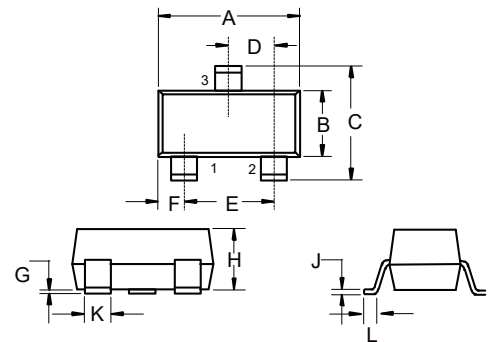
Note: 1. Halogen free "Green" products are defined as those which contain <900ppm bromine, <900ppm chlorine (<1500ppm total Br + Cl) and <1000ppm antimony compounds.

Internal Structure



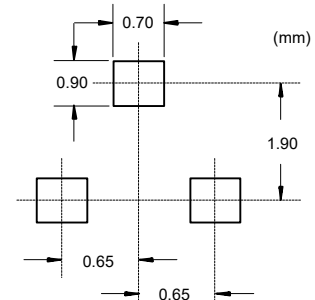
**200 mW
Zener Diode
2.7 to 39 Volts**

SOT-323



DIM	INCHES		MM		NOTE
	MIN	MAX	MIN	MAX	
A	0.071	0.087	1.80	2.20	
B	0.045	0.053	1.15	1.35	
C	0.083	0.096	2.10	2.45	
D	0.026		0.65		TYP.
E	0.047	0.055	1.20	1.40	
F	0.012	0.016	0.30	0.40	
G	0.000	0.004	0.00	0.10	
H	0.035	0.044	0.90	1.10	
J	0.002	0.010	0.05	0.25	
K	0.006	0.016	0.15	0.40	
L	0.010	0.018	0.26	0.46	

Suggested Solder Pad Layout



Electrical Characteristics @ 25°C Unless Otherwise Specified

MCC Part Number	Zener Voltage ⁽²⁾	Maximum Zener Impedance ⁽³⁾		Maximum Zener Impedance ⁽³⁾		Minimum Reverse Voltage I _R @ V _R ⁽²⁾		Typical Temperature coefficient	Marking Code
	V _Z @ I _{ZT}	I _{ZT}	Z _{ZT} @ I _{ZT}	I _{ZK}	Z _{ZK} @ I _{ZK}	I _R	V _R	T _c	
	V	mA	Ω	mA	Ω	μA	V	%/°C	
AZ23C2V7W	2.5~2.9	5.0	83	1.00	500	0.1	-	-0.065	KD1
AZ23C3V0W	2.8~3.2	5.0	95	1.00	500	0.1	-	-0.060	KD2
AZ23C3V3W	3.1~3.5	5.0	95	1.00	500	0.1	-	-0.055	KD3
AZ23C3V6W	3.4~3.8	5.0	95	1.00	500	0.1	-	-0.055	KD4
AZ23C3V9W	3.7~4.1	5.0	95	1.00	500	0.1	-	-0.050	KD5
AZ23C4V3W	4.0~4.6	5.0	95	1.00	500	0.1	-	-0.035	KD6
AZ23C4V7W	4.4~5.0	5.0	78	1.00	500	0.1	-	-0.015	KD7
AZ23C5V1W	4.8~5.4	5.0	60	1.00	480	0.1	0.8	+0.005	KD8
AZ23C5V6W	5.2~6.0	5.0	40	1.00	400	0.1	1.0	+0.020	KD9
AZ23C6V2W	5.8~6.6	5.0	10	1.00	200	0.1	2.0	+0.030	KDA
AZ23C6V8W	6.4~7.2	5.0	8.0	1.00	150	0.1	3.0	+0.045	KDB
AZ23C7V5W	7.0~7.9	5.0	7.0	1.00	50	0.1	5.0	+0.050	KDC
AZ23C8V2W	7.7~8.7	5.0	7.0	1.00	50	0.1	6.0	+0.055	KDD
AZ23C9V1W	8.5~9.6	5.0	10	1.00	50	0.1	7.0	+0.065	KDE
AZ23C10W	9.4~10.6	5.0	15	1.00	70	0.1	7.5	+0.065	KDF
AZ23C11W	10.4~11.6	5.0	20	1.00	70	0.1	8.5	+0.070	KDG
AZ23C12W	11.4~12.7	5.0	20	1.00	90	0.1	9.0	+0.075	KDH
AZ23C13W	12.4~14.1	5.0	25	1.00	110	0.1	10.0	+0.080	KDI
AZ23C15W	13.8~15.6	5.0	30	1.00	110	0.1	11.0	+0.080	KDJ
AZ23C16W	15.3~17.1	5.0	40	1.00	170	0.1	12.0	+0.090	KDK
AZ23C18W	16.8~19.1	5.0	50	1.00	170	0.1	14.0	+0.090	KDL
AZ23C20W	18.8~21.2	5.0	50	1.00	220	0.1	15.0	+0.090	KDM
AZ23C22W	20.8~23.3	5.0	55	1.00	220	0.1	17.0	+0.090	KDN
AZ23C24W	22.8~25.6	5.0	80	1.00	220	0.1	18.0	+0.090	KDO
AZ23C27W	25.1~28.9	5.0	80	1.00	250	0.1	20.0	+0.090	KDP
AZ23C30W	28~32	5.0	80	1.00	250	0.1	22.5	+0.090	KDQ
AZ23C33W	31~35	5.0	80	1.00	250	0.1	25.0	+0.090	KDR
AZ23C36W	34~38	5.0	90	1.00	250	0.1	27.0	+0.090	KDS
AZ23C39W	37~41	5.0	90	1.00	300	0.1	29.0	+0.110	KDT

Note :

2. Short Duration Test Pulse Used to Minimize Self-Heating Effect.
3. f=1KHz.

Curve Characteristics

Fig. 1 - Power Derating Curve

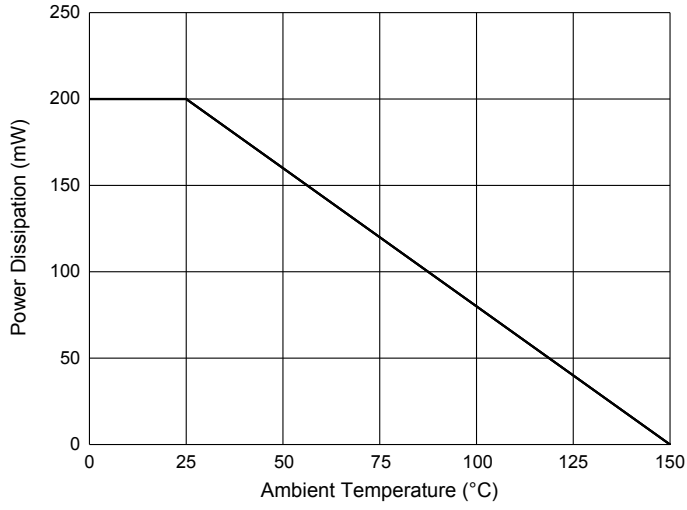
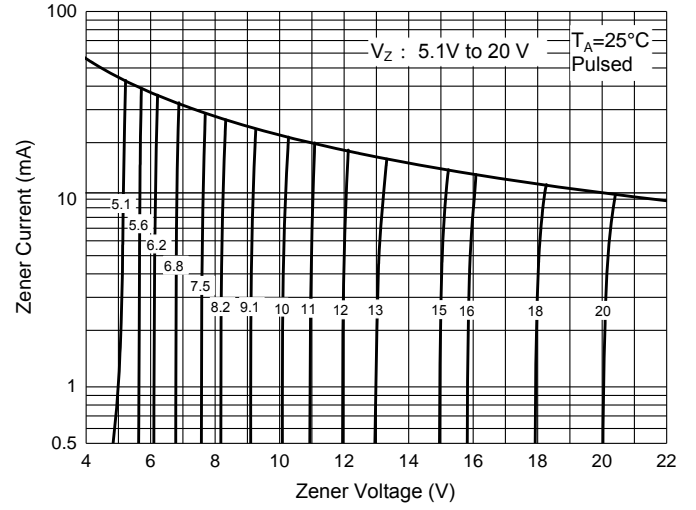


Fig. 2 - Typical Zener Breakdown Characteristics



Ordering Information

Device	Packing
Part Number-TP	Tape&Reel:3Kpcs/Reel

IMPORTANT NOTICE

Micro Commercial Components Corp. reserves the right to make changes without further notice to any product herein to make corrections, modifications, enhancements, improvements, or other changes. **Micro Commercial Components Corp.** does not assume any liability arising out of the application or use of any product described herein; neither does it convey any license under its patent rights, nor the rights of others. The user of products in such applications shall assume all risks of such use and will agree to hold **Micro Commercial Components Corp.** and all the companies whose products are represented on our website, harmless against all damages. **Micro Commercial Components Corp.** products are sold subject to the general terms and conditions of commercial sale, as published at <https://www.mccsemi.com/Home/TermsAndConditions>.

LIFE SUPPORT

MCC's products are not authorized for use as critical components in life support devices or systems without the express written approval of Micro Commercial Components Corporation.

CUSTOMER AWARENESS

Counterfeiting of semiconductor parts is a growing problem in the industry. Micro Commercial Components (MCC) is taking strong measures to protect ourselves and our customers from the proliferation of counterfeit parts. MCC strongly encourages customers to purchase MCC parts either directly from MCC or from Authorized MCC Distributors who are listed by country on our web page cited below. Products customers buy either from MCC directly or from Authorized MCC Distributors are genuine parts, have full traceability, meet MCC's quality standards for handling and storage. **MCC will not provide any warranty coverage or other assistance for parts bought from Unauthorized Sources.** MCC is committed to combat this global problem and encourage our customers to do their part in stopping this practice by buying direct or from authorized distributors.

单击下面可查看定价，库存，交付和生命周期等信息

[>>MCC\(美微科\)](#)