

	E480232
---	----------------

Features

- AEC-Q101 Qualified
- For Surface Mount Applications in Order to Optimize Board Space
- Low Inductance
- Available in Both Unidirectional and Bidirectional Construction and Suffix "C" Designates Bidirectional Type
- Halogen Free. "Green" Device (Note 1)
- Excellent Clamping Capability
- Fast Response Time: Typical Less than 1.0ps From 0 Volts to V_{BR} Minimum
- Moisture Sensitivity Level 1
- Epoxy Meets UL 94 V-0 Flammability Rating
- Lead Free Finish/RoHS Compliant (Note2) ("P" Suffix Designates RoHS Compliant. See Ordering Information)

Mechanical Data

- Polarity: Color Band Denotes Positive End(cathode) Except Bi-directional Types
- Maximum Soldering Temperature: 260°C for 10 Seconds
- Manufacturing Code Added for Better Tracking
- Terminals: Solderable Per MIL-STD-750, Method 2026

Maximum Ratings

- Operating Junction Temperature Range: -55°C to +175°C
- Storage Temperature Range: -55°C to +175°C
- Thermal Resistance : 20°C/W Junction to Lead
- Thermal Resistance : 25°C/W Junction to Case

Electrical Characteristics @ 25°C Unless Otherwise Specified

Peak Pulse Power Surge Current on 10/1000µs Waveform	I_{PP}	See the Table	Note 3
Peak Pulse Power Dissipation	P_{PP}	600W	Note 3

NOTES:

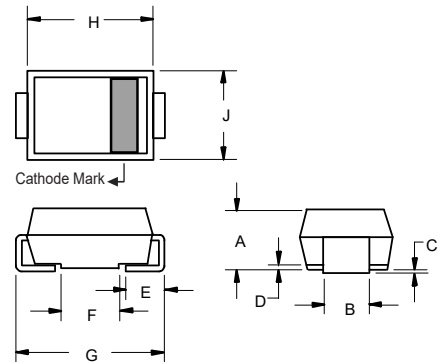
1. Halogen free "Green" products are defined as those which contain <900ppm bromine, <900ppm chlorine (<1500ppm total Br + Cl) and <1000ppm antimony compounds.
2. High Temperature Solder Exemption Applied, see EU Directive Annex 7a.
3. Non-repetitive current pulse, per Fig.3 and derated above $T_A=25^\circ C$ per Fig.4.

Pin Configuration:



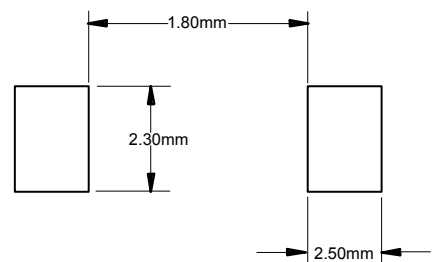
**600 Watt TVS
12 to 220 Volts**

**SMB (DO-214AA)
(LEAD FRAME)**



DIM	INCHES		MM		NOTE
	MIN	MAX	MIN	MAX	
A	0.079	0.103	2.00	2.62	
B	0.075	0.087	1.91	2.21	
C	0.002	0.008	0.05	0.20	
D	0.006	0.012	0.15	0.31	
E	0.030	0.060	0.76	1.52	
F	0.065	0.091	1.65	2.32	
G	0.200	0.220	5.08	5.59	
H	0.160	0.191	4.06	4.85	
J	0.130	0.155	3.30	3.94	

SUGGESTED SOLDER PAD LAYOUT



Electrical Characteristics @ 25°C Unless Otherwise Specified

MCC PART NUMBER	REVERSE STAND-OFF VOLTAGE V_{WM}	BREAKDOWN VOLTAGE $V_{(BR)} @ I_T$ (VOLTS)			MAXIMUM CLAMPING VOLTAGE @ I_{PP}	PEAK PULSE CURRENT I_{PP}	MAXIMUM REVERSE LEAKAGE @ V_{WM} I_D	MARKING CODE
	VOLTS	MIN	MAX	I_T (mA)	VOLTS	(AMPS)	(μ A)	
SMBJP6KE12AHE3	10.20	11.40	12.60	1	16.7	36.5	5	12A
SMBJP6KE13AHE3	11.10	12.40	13.70	1	18.2	33.5	1	13A
SMBJP6KE15AHE3	12.80	14.30	15.80	1	21.2	28.8	1	15A
SMBJP6KE16AHE3	13.60	15.20	16.80	1	22.5	27.1	1	16A
SMBJP6KE18AHE3	15.30	17.10	18.90	1	25.5	24.2	1	18A
SMBJP6KE20AHE3	17.10	19.00	21.00	1	27.7	22.0	1	20A
SMBJP6KE22AHE3	18.80	20.90	23.10	1	30.6	19.9	1	22A
SMBJP6KE24AHE3	20.50	22.80	25.20	1	33.2	18.4	1	24A
SMBJP6KE27AHE3	23.10	25.70	28.40	1	37.5	16.3	1	27A
SMBJP6KE30AHE3	25.60	28.50	31.50	1	41.4	14.7	1	30A
SMBJP6KE33AHE3	28.20	31.40	34.70	1	45.7	13.3	1	33A
SMBJP6KE36AHE3	30.80	34.20	37.80	1	49.9	12.2	1	36A
SMBJP6KE39AHE3	33.30	37.10	41.00	1	53.9	11.3	1	39A
SMBJP6KE43AHE3	36.80	40.90	45.20	1	59.3	10.3	1	43A
SMBJP6KE47AHE3	40.20	44.70	49.40	1	64.8	9.4	1	47A
SMBJP6KE51AHE3	43.60	48.50	53.60	1	70.1	8.7	1	51A
SMBJP6KE56AHE3	47.80	53.20	58.80	1	77.0	7.9	1	56A
SMBJP6KE62AHE3	53.00	58.90	65.10	1	85.0	7.2	1	62A
SMBJP6KE68AHE3	58.10	64.60	71.40	1	92.0	6.6	1	68A
SMBJP6KE75AHE3	64.10	71.30	78.80	1	103.0	5.9	1	75A
SMBJP6KE82AHE3	70.10	77.90	86.10	1	113.0	5.4	1	82A
SMBJP6KE91AHE3	77.80	86.50	95.50	1	125.0	4.9	1	91A
SMBJP6KE100AHE3	85.50	95.00	105.00	1	137.0	4.5	1	100A
SMBJP6KE110AHE3	94.00	105.00	116.00	1	152.0	4.0	1	110A
SMBJP6KE120AHE3	102.00	114.00	126.00	1	165.0	3.7	1	120A
SMBJP6KE130AHE3	111.00	124.00	137.00	1	179.0	3.4	1	130A
SMBJP6KE150AHE3	128.00	143.00	158.00	1	207.0	2.9	1	150A
SMBJP6KE160AHE3	136.00	152.00	168.00	1	219.0	2.8	1	160A
SMBJP6KE170AHE3	145.00	162.00	179.00	1	234.0	2.6	1	170A
SMBJP6KE180AHE3	154.00	171.00	189.00	1	246.0	2.5	1	180A
SMBJP6KE200AHE3	171.00	190.00	210.00	1	274.0	2.2	1	200A
SMBJP6KE220AHE3	185.00	209.00	231.00	1	328.0	1.9	1	220A

For bi-directional type having V_{WM} of 10 volts and less, the I_R limit is double.
 The available parts are "A" type only, the parts without A (V_{BR} is $\pm 10\%$) is not available.

Electrical Characteristics @ 25°C Unless Otherwise Specified

MCC PART NUMBER	REVERSE STAND-OFF VOLTAGE V_{WM}	BREAKDOWN VOLTAGE $V_{(BR)} @ I_T$ (VOLTS)			MAXIMUM CLAMPING VOLTAGE @ I_{PP}	PEAK PULSE CURRENT I_{PP}	MAXIMUM REVERSE LEAKAGE @ V_{WM} I_D	MARKING CODE
	VOLTS	MIN	MAX	I_T (mA)	VOLTS	(AMPS)	(μ A)	
SMBJP6KE12CAHE3	10.20	11.40	12.60	1	16.7	36.5	5	12C
SMBJP6KE13CAHE3	11.10	12.40	13.70	1	18.2	33.5	1	13C
SMBJP6KE15CAHE3	12.80	14.30	15.80	1	21.2	28.8	1	15C
SMBJP6KE16CAHE3	13.60	15.20	16.80	1	22.5	27.1	1	16C
SMBJP6KE18CAHE3	15.30	17.10	18.90	1	25.5	24.2	1	18C
SMBJP6KE20CAHE3	17.10	19.00	21.00	1	27.7	22.0	1	20C
SMBJP6KE22CAHE3	18.80	20.90	23.10	1	30.6	19.9	1	22C
SMBJP6KE24CAHE3	20.50	22.80	25.20	1	33.2	18.4	1	24C
SMBJP6KE27CAHE3	23.10	25.70	28.40	1	37.5	16.3	1	27C
SMBJP6KE30CAHE3	25.60	28.50	31.50	1	41.4	14.7	1	30C
SMBJP6KE33CAHE3	28.20	31.40	34.70	1	45.7	13.3	1	33C
SMBJP6KE36CAHE3	30.80	34.20	37.80	1	49.9	12.2	1	36C
SMBJP6KE39CAHE3	33.30	37.10	41.00	1	53.9	11.3	1	39C
SMBJP6KE43CAHE3	36.80	40.90	45.20	1	59.3	10.3	1	43C
SMBJP6KE47CAHE3	40.20	44.70	49.40	1	64.8	9.4	1	47C
SMBJP6KE51CAHE3	43.60	48.50	53.60	1	70.1	8.7	1	51C
SMBJP6KE56CAHE3	47.80	53.20	58.80	1	77.0	7.9	1	56C
SMBJP6KE62CAHE3	53.00	58.90	65.10	1	85.0	7.2	1	62C
SMBJP6KE68CAHE3	58.10	64.60	71.40	1	92.0	6.6	1	68C
SMBJP6KE75CAHE3	64.10	71.30	78.80	1	103.0	5.9	1	75C
SMBJP6KE82CAHE3	70.10	77.90	86.10	1	113.0	5.4	1	82C
SMBJP6KE91CAHE3	77.80	86.50	95.50	1	125.0	4.9	1	91C
SMBJP6KE100CAHE3	85.50	95.00	105.00	1	137.0	4.5	1	100C
SMBJP6KE110CAHE3	94.00	105.00	116.00	1	152.0	4.0	1	110C
SMBJP6KE120CAHE3	102.00	114.00	126.00	1	165.0	3.7	1	120C
SMBJP6KE130CAHE3	111.00	124.00	137.00	1	179.0	3.4	1	130C
SMBJP6KE150CAHE3	128.00	143.00	158.00	1	207.0	2.9	1	150C
SMBJP6KE160CAHE3	136.00	152.00	168.00	1	219.0	2.8	1	160C
SMBJP6KE170CAHE3	145.00	162.00	179.00	1	234.0	2.6	1	170C
SMBJP6KE180CAHE3	154.00	171.00	189.00	1	246.0	2.5	1	180C
SMBJP6KE200CAHE3	171.00	190.00	210.00	1	274.0	2.2	1	200C
SMBJP6KE220CAHE3	185.00	209.00	231.00	1	328.0	1.9	1	220C

For bi-directional type having V_{WM} of 10 volts and less, the I_R limit is double.
The available parts are "A" type only, the parts without A (V_{BR} is $\pm 10\%$) is not available.

Curve Characteristics

Fig. 1 - Peak Pulse Power Rating Curve

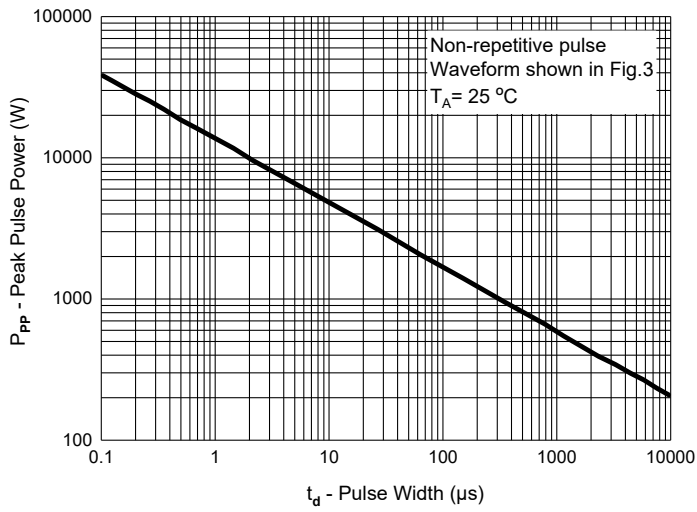


Fig. 2 - Typical Junction Capacitance

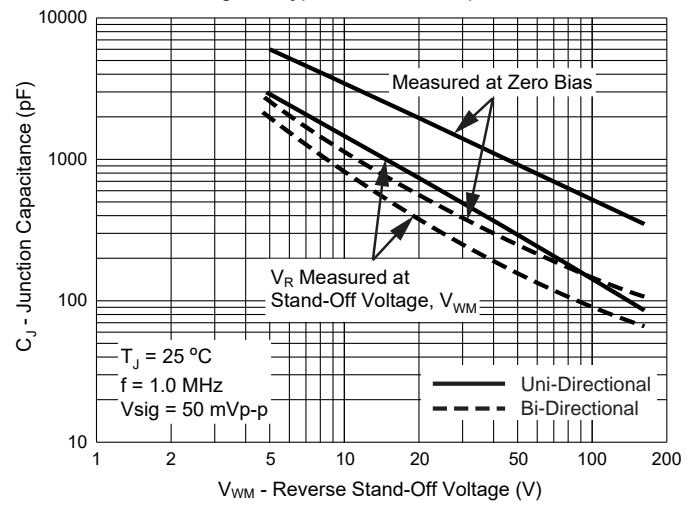


Fig. 3 - Pulse Waveform

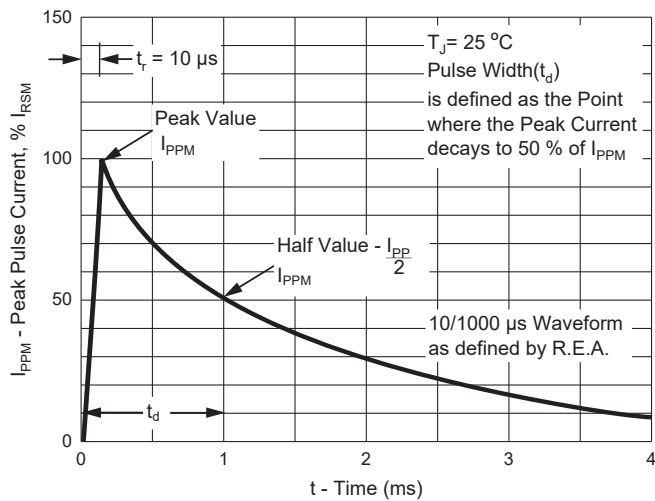
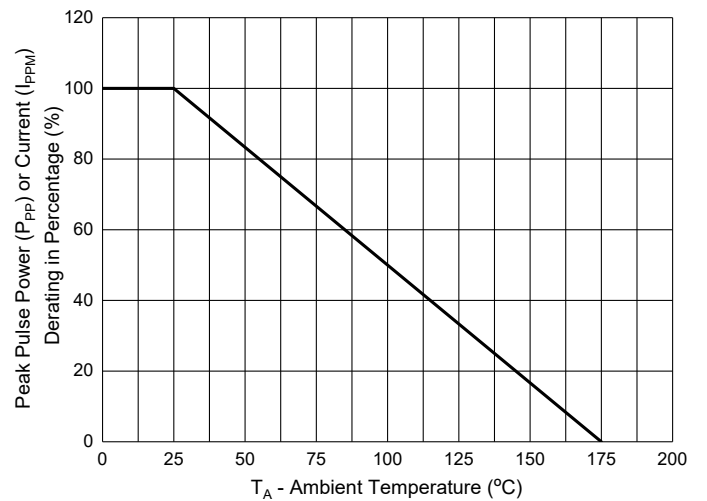


Fig. 4 - Pulse Derating Curve



Ordering Information

Device	Packing
Part Number-TP	Tape&Reel:3Kpcs/Reel

IMPORTANT NOTICE

Micro Commercial Components Corp. reserves the right to make changes without further notice to any product herein to make corrections, modifications, enhancements, improvements, or other changes. **Micro Commercial Components Corp.** does not assume any liability arising out of the application or use of any product described herein; neither does it convey any license under its patent rights, nor the rights of others. The user of products in such applications shall assume all risks of such use and will agree to hold **Micro Commercial Components Corp.** and all the companies whose products are represented on our website, harmless against all damages. **Micro Commercial Components Corp.** products are sold subject to the general terms and conditions of commercial sale, as published at <https://www.mccsemi.com/Home/TermsAndConditions>.

LIFE SUPPORT

MCC's products are not authorized for use as critical components in life support devices or systems without the express written approval of Micro Commercial Components Corporation.

CUSTOMER AWARENESS

Counterfeiting of semiconductor parts is a growing problem in the industry. Micro Commercial Components (MCC) is taking strong measures to protect ourselves and our customers from the proliferation of counterfeit parts. MCC strongly encourages customers to purchase MCC parts either directly from MCC or from Authorized MCC Distributors who are listed by country on our web page cited below. Products customers buy either from MCC directly or from Authorized MCC Distributors are genuine parts, have full traceability, meet MCC's quality standards for handling and storage. **MCC will not provide any warranty coverage or other assistance for parts bought from Unauthorized Sources.** MCC is committed to combat this global problem and encourage our customers to do their part in stopping this practice by buying direct or from authorized distributors.

单击下面可查看定价，库存，交付和生命周期等信息

[>>MCC\(美微科\)](#)