

Features

- Lead Free Finish/RoHS Compliant(Note 1) ("P" Suffix Designates Compliant. See Ordering Information)
- Epoxy Meets UL 94 V-0 Flammability Rating
- High Surge Forward Current Capability
- Glass Passivated Chip
- Halogen Free Available Upon Request By Adding Suffix "-HF"

Maximum Ratings

- Operating Junction Temperature Range: -55°C to +150°C
- Storage Temperature Range: -55°C to +150°C
- Typical thermal resistance: 2.0°C/W Junction to Case

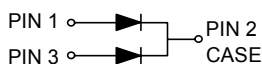
MCC Part Number	Device Marking	Maximum Recurrent Peak Reverse Voltage	Maximum RMS Voltage	Maximum DC Blocking Voltage
MUR1010CT	MUR1010CT	100V	70V	100V
MUR1015CT	MUR1015CT	150V	105V	150V
MUR1020CT	MUR1020CT	200V	140V	200V
MUR1040CT	MUR1040CT	400V	280V	400V
MUR1060CT	MUR1060CT	600V	420V	600V

Electrical Characteristics @ 25°C Unless Otherwise Specified

Average Forward Current	$I_{F(AV)}$	10A	$T_C=90^\circ\text{C}$
Peak Forward Surge Current	I_{FSM}	80A	8.3ms, Half Sine
Maximum Forward Voltage Drop Per Element MUR1010CT-1020CT MUR1040CT MUR1060CT	V_F	0.975V 1.25V 1.7V	$I_F=5A;$ $T_A=25^\circ\text{C}$
Maximum DC Reverse Current At Rated DC Blocking Voltage	I_R	10 μA 500 μA	$T_A=25^\circ\text{C};$ $T_A=125^\circ\text{C}$
Maximum Reverse Recovery Time MUR1010CT-1020CT MUR1040CT-1060CT	T_{RR}	35ns 50ns	$I_F=0.5A; I_R=1.0A;$ $I_{rr}=0.25A$

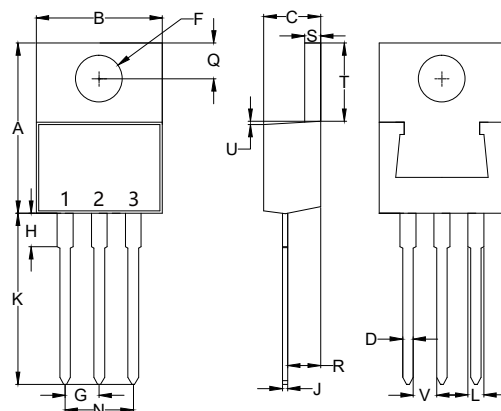
Note :1. High Temperature Solder Exemption Applied, See EU Directive Annex 7a.

Internal Structure



10 Amp Super Fast Glass Passivated Rectifier 100 to 600 Volts

TO-220AB



DIM	DIMENSIONS				NOTE
	INCHES		MM		
	MIN	MAX	MIN	MAX	
A	0.560	0.625	14.22	15.88	
B	0.380	0.429	9.65	10.90	
C	0.140	0.201	3.56	5.10	
D	0.020	0.045	0.51	1.14	
F	0.131	0.170	3.34	4.31	Φ
G	0.079	0.121	2.01	3.07	
H	-----	0.250	-----	6.35	
J	0.011	0.025	0.28	0.64	
K	0.500	0.580	12.70	14.73	
L	0.045	0.060	1.14	1.52	
N	0.158	0.242	4.02	6.14	
Q	0.087	0.135	2.22	3.43	
R	0.080	0.126	2.04	3.19	
S	0.045	0.055	1.14	1.39	
T	0.230	0.270	5.84	6.86	
U	-----	0.050	-----	1.27	
V	0.045	-----	1.15	-----	

Curve Characteristics

Fig. 1 - Forward Current Derating Curve

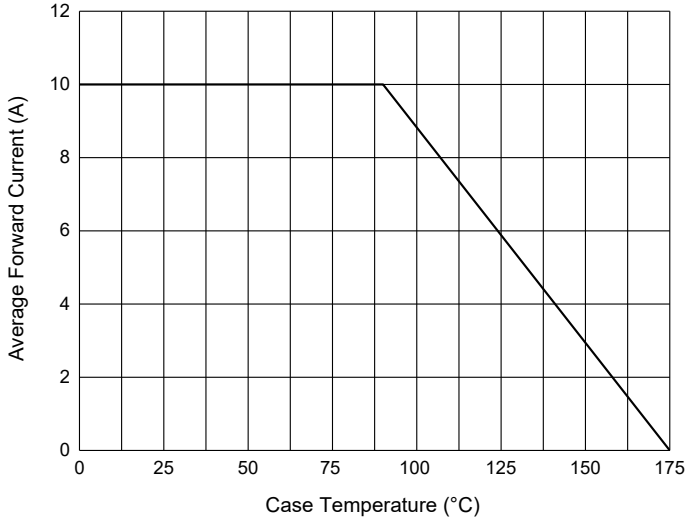


Fig. 2 - Maximum Non-Repetitive Peak Forward Surge Current

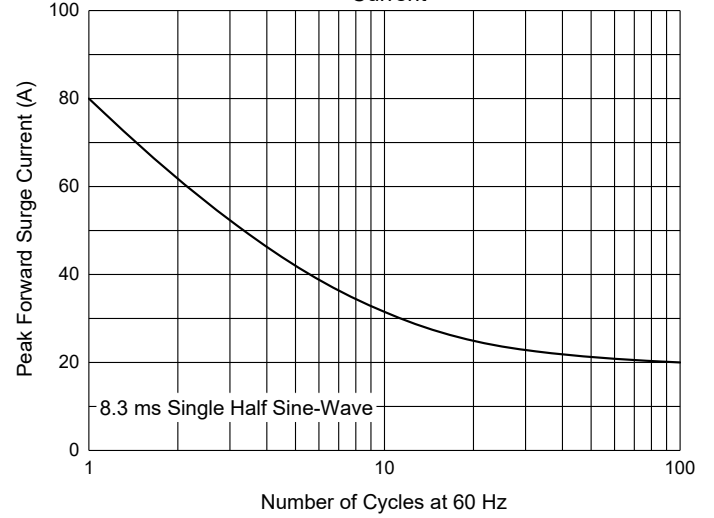


Fig. 3 - Typical Instantaneous Forward Characteristics

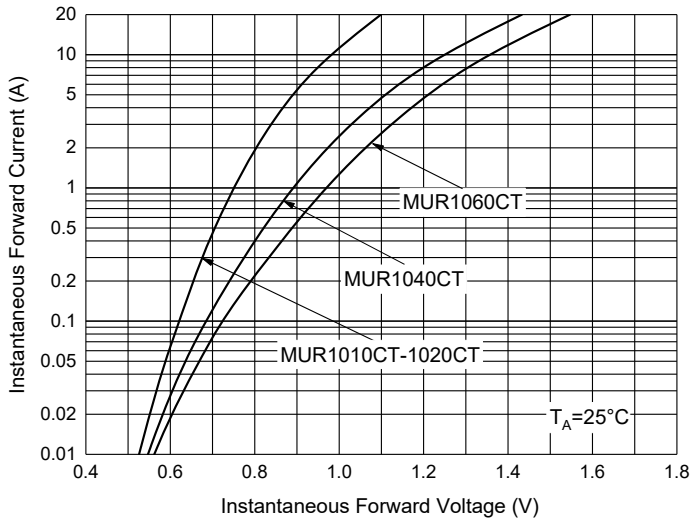
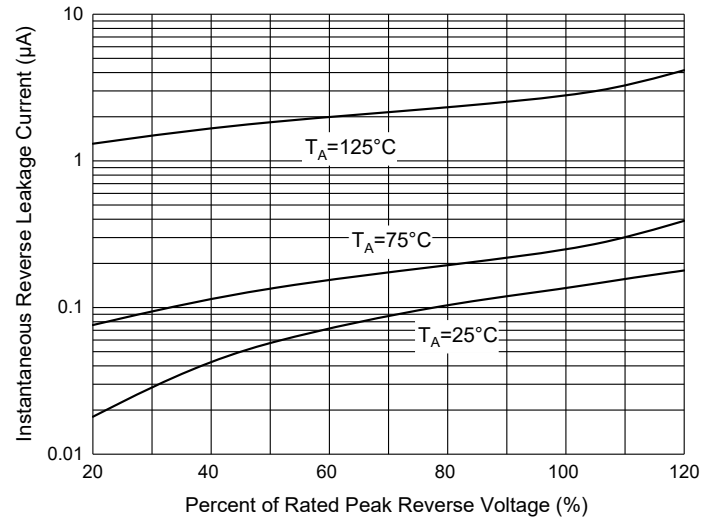


Fig. 4 - Typical Reverse Leakage Characteristics



Ordering Information

Device	Packing
Part Number-BP	Bulk:50pcs/Tube, 1Kpcs/Box, 5Kpcs/Carton

Note : Adding "-HF" Suffix For Halogen Free, eg. Part Number-BP-HF

IMPORTANT NOTICE

Micro Commercial Components Corp. reserves the right to make changes without further notice to any product herein to make corrections, modifications, enhancements, improvements, or other changes. **Micro Commercial Components Corp.** does not assume any liability arising out of the application or use of any product described herein; neither does it convey any license under its patent rights, nor the rights of others. The user of products in such applications shall assume all risks of such use and will agree to hold **Micro Commercial Components Corp.** and all the companies whose products are represented on our website, harmless against all damages. **Micro Commercial Components Corp.** products are sold subject to the general terms and conditions of commercial sale, as published at <https://www.mccsemi.com/Home/TermsAndConditions>.

LIFE SUPPORT

MCC's products are not authorized for use as critical components in life support devices or systems without the express written approval of Micro Commercial Components Corporation.

CUSTOMER AWARENESS

Counterfeiting of semiconductor parts is a growing problem in the industry. Micro Commercial Components (MCC) is taking strong measures to protect ourselves and our customers from the proliferation of counterfeit parts. MCC strongly encourages customers to purchase MCC parts either directly from MCC or from Authorized MCC Distributors who are listed by country on our web page cited below. Products customers buy either from MCC directly or from Authorized MCC Distributors are genuine parts, have full traceability, meet MCC's quality standards for handling and storage. **MCC will not provide any warranty coverage or other assistance for parts bought from Unauthorized Sources.** MCC is committed to combat this global problem and encourage our customers to do their part in stopping this practice by buying direct or from authorized distributors.

单击下面可查看定价，库存，交付和生命周期等信息

[>>MCC\(美微科\)](#)