

Features

- AEC-Q101 Qualified
- Meet ISO7637-2 5a Surge Specification
- Low Leakage
- Glass Passivated Junction
- Excellent Clamping Capability
- Bi-directional Polarity
- Moisture Sensitivity Level 1
- Epoxy Meets UL 94 V-0 Flammability Rating
- Lead Free Finish/RoHS Compliant (Note1) ("P" Suffix Designates RoHS Compliant. See Ordering Information)

Maximum Ratings

- Operating Junction Temperature Range: -55°C to +175°C
- Storage Temperature Range: -55°C to +175°C

Peak Pulse Power Surge Current with a 10/1000µs Waveform	I_{PPM}	See the Table	Note 2
Peak Pulse Power Dissipation with a 10/1000µs Waveform	P_{PPM}	6600W	Note 2
Peak Pulse Power Dissipation with a 10/10000µs Waveform	P_{PPM}	3650W	Note 2
Power Dissipation On Infinite Heatsink	P_D	8.0W	$T_L=25^\circ C$

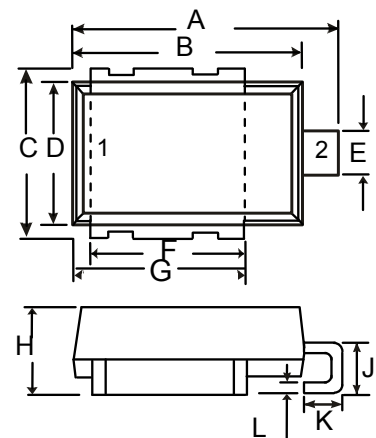
Note: 1. High Temperature Solder Exemptions Applied, see EU Directive Annex 7a.
2. Non-repetitive current pulse, per Fig.3 and derated above $T_A=25^\circ C$ per Fig.4

Pin Configuration:



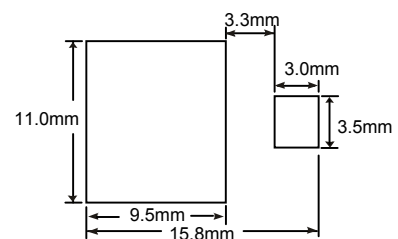
**6600 Watt
TVS
14 to 43 Volts**

DO-218AB



DIM	INCHES		MM		NOTE
	MIN	MAX	MIN	MAX	
A	0.590	0.630	15.00	16.00	
B	0.524	0.539	13.30	13.70	
C	0.374	0.413	9.50	10.50	
D	0.323	0.339	8.20	8.60	
E	0.091	0.114	2.30	2.90	
F	0.343	0.366	8.70	9.30	
G	0.382	0.406	9.70	10.30	
H	0.189	0.205	4.80	5.20	
J	0.098	0.138	2.50	3.50	
K	0.067	0.106	1.70	2.70	
L	0.020	0.028	0.50	0.70	

SUGGESTED SOLDER PAD LAYOUT



Electrical Characteristics @ 25°C Unless Otherwise Specified

MCC Part Number	Breakdown Voltage V_{BR} @ I_T			Maximum Reverse Leakage I_R @ V_{RWM} (μA)	Maximum I_R @ V_{RWM} $T_J=150$ (μA)	Working Peak Reverse Voltage V_{RWM} (V)	Maximum Reverse Surge Current IPP (A) ⁽¹⁾	Maximum Clamping Voltage V_C @ I_{PP} (V)
	Min (V)	Max (V)	I_T (mA)					
SM8S14CA	15.60	17.20	5	10	150	14	284.0	23.2
SM8S15CA	16.70	18.50	5	10	150	15	270.0	24.4
SM8S16CA	17.80	19.70	5	10	150	16	254.0	26.0
SM8S17CA	18.90	20.90	5	10	150	17	239.0	27.6
SM8S18CA	20.00	22.10	5	10	150	18	226.0	29.2
SM8S20CA	22.20	24.50	5	10	150	20	204.0	32.4
SM8S22CA	24.40	26.90	5	10	150	22	186.0	35.5
SM8S24CA	26.70	29.50	5	10	150	24	170.0	38.9
SM8S26CA	28.90	31.90	5	10	150	26	157.0	42.1
SM8S28CA	31.10	34.40	5	10	150	28	145.0	45.4
SM8S30CA	33.30	36.80	5	10	150	30	136.0	48.4
SM8S33CA	36.70	40.60	5	10	150	33	124.0	53.3
SM8S36CA	40.00	44.20	5	10	150	36	114.0	58.1
SM8S40CA	44.40	49.10	5	10	150	40	102.0	64.5
SM8S43CA	47.80	52.80	5	10	150	43	95.1	69.4

Note: 1. Surge current waveform is defined at 10/1000us waveform

Curve Characteristics

Fig. 1 - Peak Pulse Power Rating Curve

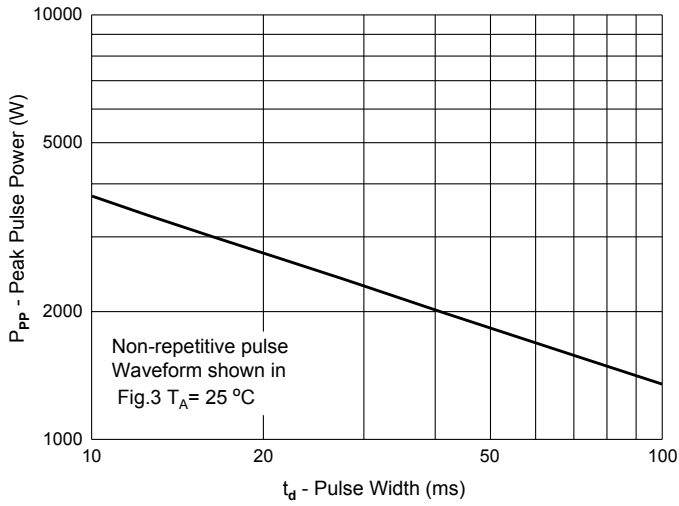


Fig. 2 - Typical Junction Capacitance

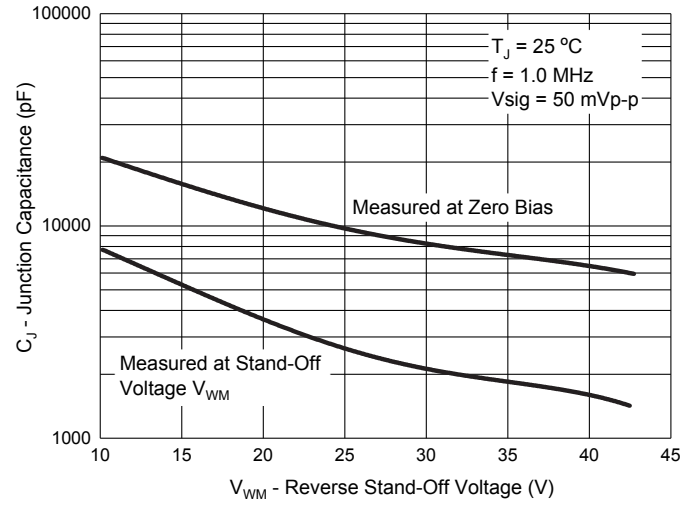


Fig. 3 - Pulse Waveform

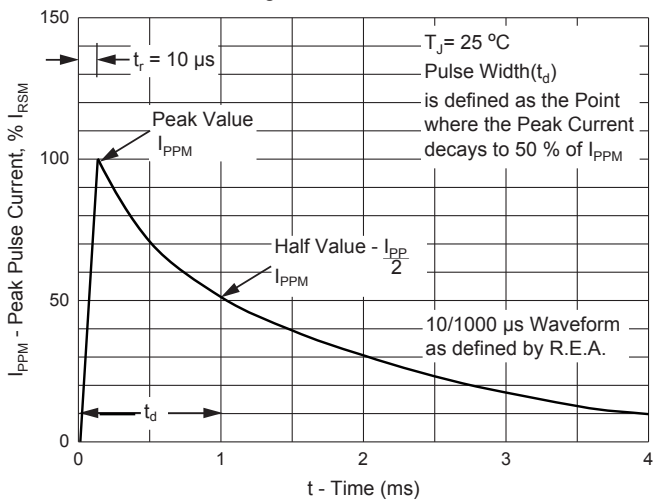
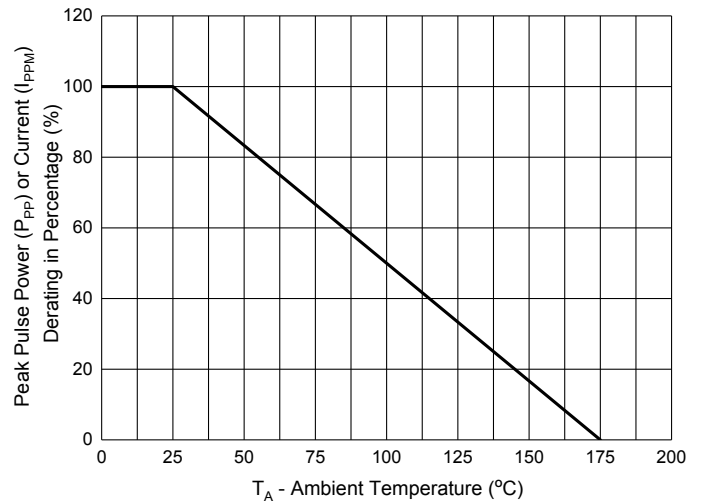


Fig. 4 - Pulse Derating Curve



Ordering Information

Device	Packing
Part Number-TP	Tape&Reel:750pcs/Reel

IMPORTANT NOTICE

Micro Commercial Components Corp. reserves the right to make changes without further notice to any product herein to make corrections, modifications , enhancements , improvements , or other changes . **Micro Commercial Components Corp .** does not assume any liability arising out of the application or use of any product described herein; neither does it convey any license under its patent rights ,nor the rights of others . The user of products in such applications shall assume all risks of such use and will agree to hold **Micro Commercial Components Corp .** and all the companies whose products are represented on our website, harmless against all damages. **Micro Commercial Components Corp.** products are sold subject to the general terms and conditions of commercial sale, as published at <https://www.mccsemi.com/Home/TermsAndConditions>.

LIFE SUPPORT

MCC's products are not authorized for use as critical components in life support devices or systems without the express written approval of Micro Commercial Components Corporation.

CUSTOMER AWARENESS

Counterfeiting of semiconductor parts is a growing problem in the industry. Micro Commercial Components (MCC) is taking strong measures to protect ourselves and our customers from the proliferation of counterfeit parts. MCC strongly encourages customers to purchase MCC parts either directly from MCC or from Authorized MCC Distributors who are listed by country on our web page cited below. Products customers buy either from MCC directly or from Authorized MCC Distributors are genuine parts, have full traceability, meet MCC's quality standards for handling and storage. **MCC will not provide any warranty coverage or other assistance for parts bought from Unauthorized Sources.** MCC is committed to combat this global problem and encourage our customers to do their part in stopping this practice by buying direct or from authorized distributors.

单击下面可查看定价，库存，交付和生命周期等信息

[>>MCC\(美微科\)](#)