

Features

- Standard Vz Tolerance is $\pm 2\%$
- Wide Voltage Range Available
- Surface Mount Package
- Halogen Free. "Green" Device (Note 1)
- Moisture Sensitivity Level 1
- Epoxy Meets UL 94 V-0 Flammability Rating
- Lead Free Finish/RoHS Compliant t ("P" Suffix Designates RoHS Compliant. See Ordering Information)

Maximum Ratings

- Operating Junction Temperature Range: -55°C to $+150^{\circ}\text{C}$
- Storage Temperature Range: -55°C to $+150^{\circ}\text{C}$
- Maximum Thermal Resistance : 625°C/W Junction to Ambient

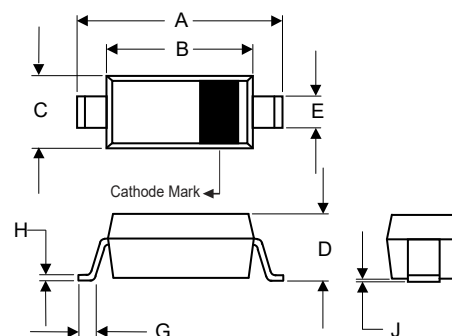
Parameter	Symbol	Rating	Conditions
Power Dissipation	P_D	200mW	Note 2
Peak Forward Surge Current	I_{FSM}	4.0A	Note 3
Maximum Forward Voltage	V_F	0.9V	$I_F=10\text{mA}$

Note: 1. Halogen free "Green" products are defined as those which contain <900ppm bromine, <900ppm chlorine (<1500ppm total Br + Cl) and <1000ppm antimony compounds.

2. Measured on FR4 PC Board With Our Suggested Solder Pad Layout
3. Measured on 8.3ms, Single Half Sine-wave or Equivalent Square Wave, Duty Cycle=4 Pulses Per Minute Maximum.

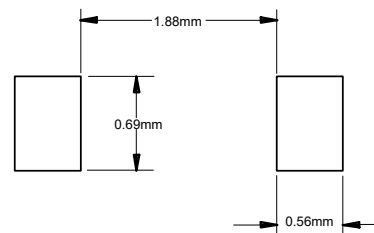
**200 mW
Zener Diode
4.3 to 51 Volts**

SOD-323



DIM	DIMENSIONS				NOTE
	INCHES		MM		
	MIN	MAX	MIN	MAX	
A	0.090	0.107	2.30	2.70	
B	0.063	0.071	1.60	1.80	
C	0.045	0.053	1.15	1.35	
D	0.031	0.045	0.80	1.15	
E	0.010	0.016	0.25	0.40	
G	0.004	0.018	0.10	0.45	
H	0.004	0.010	0.10	0.25	
J	-----	0.006	-----	0.15	

Suggested Solder Pad Layout



Electrical Characteristics @ 25°C Unless Otherwise Specified

MCC Part Number	Nominal Zener Voltage			Maximum Zener Impedance		Maximum Zener Impedance		Reverse Current		Marking Code
	V _Z @ I _{ZT}			Z _{ZT}	I _{ZT}	Z _{ZK}	I _{ZK}	I _R (Max)	V _R	
	Min.(V)	Nom(V)	Max.(V)	Ω	mA	Ω	mA	μA	V	
MMXZ5229C	4.21	4.3	4.39	22	20.0	2000	0.25	5.0	1.0	.D4
MMXZ5230C	4.61	4.7	4.79	19	20.0	1900	0.25	5.0	2.0	.D5
MMXZ5231C	5.00	5.1	5.20	17	20.0	1600	0.25	5.0	2.0	.E1
MMXZ5232C	5.49	5.6	5.71	11	20.0	1600	0.25	5.0	3.0	.E2
MMXZ5233C	5.88	6.0	6.12	7	20.0	1600	0.25	5.0	3.5	.E3
MMXZ5234C	6.08	6.2	6.32	7	20.0	1000	0.25	5.0	4.0	.E4
MMXZ5235C	6.66	6.8	6.94	5	20.0	750	0.25	3.0	5.0	.E5
MMXZ5236C	7.35	7.5	7.65	6	20.0	500	0.25	3.0	6.0	.F1
MMXZ5237C	8.04	8.2	8.36	8	20.0	500	0.25	3.0	6.0	.F2
MMXZ5238C	8.53	8.7	8.87	8	20.0	600	0.25	3.0	6.5	.F3
MMXZ5239C	8.92	9.1	9.28	10	20.0	600	0.25	3.0	6.5	.F4
MMXZ5240C	9.80	10	10.20	17	20.0	600	0.25	3.0	8.0	.F5
MMXZ5241C	10.78	11	11.22	22	20.0	600	0.25	2.0	8.4	.H1
MMXZ5242C	11.76	12	12.24	30	20.0	600	0.25	1.0	9.1	.H2
MMXZ5243C	12.74	13	13.26	13	9.5	600	0.25	0.5	9.9	.H3
MMXZ5244C	13.72	14	14.28	15	9.0	600	0.25	0.1	10.5	.H4
MMXZ5245C	14.70	15	15.30	16	8.5	600	0.25	0.1	11.0	.H5
MMXZ5246C	15.68	16	16.32	17	7.8	600	0.25	0.1	12.0	.J1
MMXZ5247C	16.66	17	17.34	19	7.5	600	0.25	0.1	13.0	.J2
MMXZ5248C	17.64	18	18.36	21	7.0	600	0.25	0.1	14.0	.J3
MMXZ5249C	18.62	19	19.38	23	6.6	600	0.25	0.1	14.0	.J4
MMXZ5250C	19.60	20	20.40	25	6.2	600	0.25	0.1	15.0	.J5
MMXZ5251C	21.56	22	22.44	29	5.6	600	0.25	0.1	17.0	.K1
MMXZ5252C	23.52	24	24.48	33	5.2	600	0.25	0.1	18.0	.K2
MMXZ5253C	24.50	25	25.50	35	5.0	600	0.25	0.1	19.0	.K3
MMXZ5254C	26.46	27	27.54	41	5.0	600	0.25	0.1	21.0	.K4
MMXZ5255C	27.44	28	28.56	44	4.5	600	0.25	0.1	21.0	.K5
MMXZ5256C	29.40	30	30.60	49	4.2	600	0.25	0.1	23.0	.M1
MMXZ5257C	32.34	33	33.66	58	3.8	700	0.25	0.1	25.0	.M2
MMXZ5258C	35.28	36	36.72	70	3.4	700	0.25	0.1	27.0	.M3
MMXZ5259C	38.22	39	39.78	80	3.2	800	0.25	0.1	30.0	.M4
MMXZ5260C	42.14	43	43.86	93	3	900	0.25	0.1	33.0	.M5
MMXZ5261C	46.06	47	47.94	105	2.7	1000	0.25	0.1	36.0	.N1
MMXZ5262C	49.98	51	52.02	125	2.5	1100	0.25	0.1	39.0	.N2

Curve Characteristics

Fig. 1 - Power Derating Curve

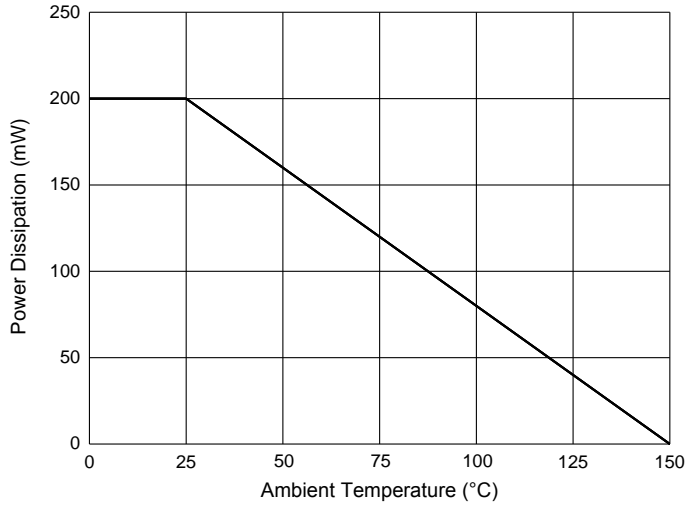


Fig. 2 - Typical Zener Breakdown Characteristics

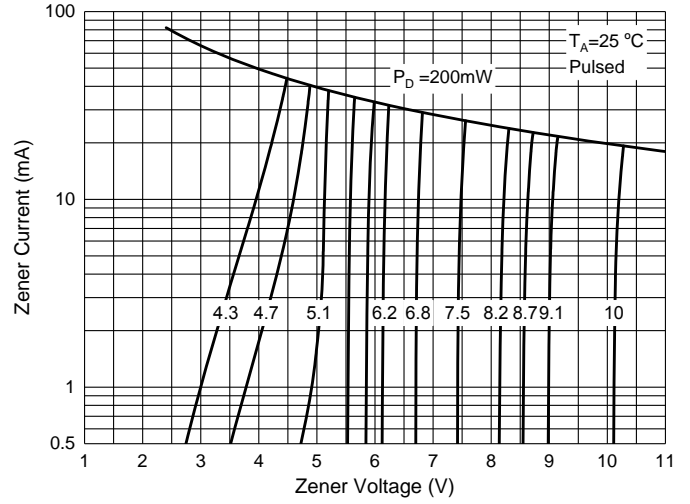
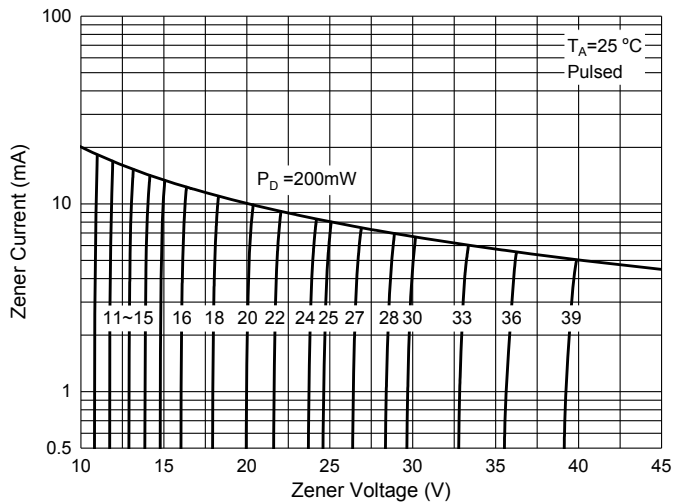


Fig. 3 - Typical Zener Breakdown Characteristics



Ordering Information

Device	Packing
Part Number-TP	Tape&Reel:3Kpcs/Reel

*****IMPORTANT NOTICE*****

Micro Commercial Components Corp. reserves the right to make changes without further notice to any product herein to make corrections, modifications, enhancements, improvements, or other changes. **Micro Commercial Components Corp.** does not assume any liability arising out of the application or use of any product described herein; neither does it convey any license under its patent rights, nor the rights of others. The user of products in such applications shall assume all risks of such use and will agree to hold **Micro Commercial Components Corp.** and all the companies whose products are represented on our website, harmless against all damages. **Micro Commercial Components Corp.** products are sold subject to the general terms and conditions of commercial sale, as published at <https://www.mccsemi.com/Home/TermsAndConditions>.

*****LIFE SUPPORT*****

MCC's products are not authorized for use as critical components in life support devices or systems without the express written approval of Micro Commercial Components Corporation.

*****CUSTOMER AWARENESS*****

Counterfeiting of semiconductor parts is a growing problem in the industry. Micro Commercial Components (MCC) is taking strong measures to protect ourselves and our customers from the proliferation of counterfeit parts. MCC strongly encourages customers to purchase MCC parts either directly from MCC or from Authorized MCC Distributors who are listed by country on our web page cited below. Products customers buy either from MCC directly or from Authorized MCC Distributors are genuine parts, have full traceability, meet MCC's quality standards for handling and storage. **MCC will not provide any warranty coverage or other assistance for parts bought from Unauthorized Sources.** MCC is committed to combat this global problem and encourage our customers to do their part in stopping this practice by buying direct or from authorized distributors.

单击下面可查看定价，库存，交付和生命周期等信息

[>>MCC\(美微科\)](#)