

Features

- Halogen Free. "Green" Device (Note 1)
- Lead Free Finish/RoHS Compliant(Note 2) ("P" Suffix Designates Compliant. See Ordering Information)
- High Current Capability with Low Forward Voltage
- Epoxy Meets UL 94 V-0 Flammability Rating
- Moisture Sensitivity Level 1
- For Surface Mount Applications
- Easy Pick and Place

Maximum Ratings

- Operating Junction Temperature Range: -55°C to +125°C(SK32A-L~SK345A-L)
- Operating Junction Temperature Range: -55°C to +150°C(SK35A-L~SK310A-L)
- Storage Temperature Range: -55°C to +150°C
- Maximum Thermal Resistance: 10°C/W Junction to Lead
- Maximum Thermal Resistance: 55°C/W Junction to Ambient

MCC Part Number	Device Marking	Maximum Recurrent Peak Reverse Voltage	Maximum RMS Voltage	Maximum DC Blocking Voltage
SK32A-L	SK32A	20V	14V	20V
SK33A-L	SK33A	30V	21V	30V
SK34A-L	SK34A	40V	28V	40V
SK345A-L	SK345A	45V	31.5V	45V
SK35A-L	SK35A	50V	35V	50V
SK36A-L	SK36A	60V	42V	60V
SK38A-L	SK38A	80V	56V	80V
SK310A-L	SK310A	100V	70V	100V

Electrical Characteristics @ 25°C Unless Otherwise Specified

Average Forward Current	$I_{F(AV)}$	3.0A	Fig.1
Peak Forward Surge Current	I_{FSM}	80A	8.3ms, Half Sine
Maximum Instantaneous Forward Voltage SK32A-L~345A-L SK35A-L~36A-L SK38A-L~310A-L	V_F	0.50V 0.75V 0.85V	$I_{FM}=3.0A$; $T_J=25^{\circ}C^*$
Maximum DC Reverse Current at Rated DC Blocking Voltage	I_R	0.1mA 10mA	$T_J=25^{\circ}C$; $T_J=100^{\circ}C$
Typical Junction Capacitance	C_J	150pF	Measured at 1.0MHz, $V_R=4.0V$

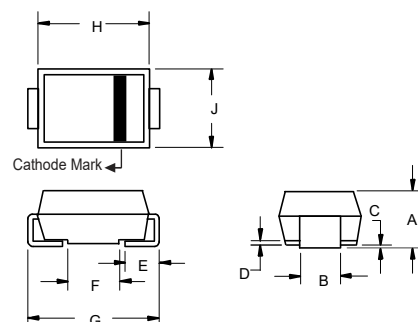
*Pulse Test: Pulse Width 200 μ sec, Duty Cycle 2%

Note :

1. Halogen free "Green" products are defined as those which contain <900ppm bromine, <900ppm chlorine (<1500ppm total Br + Cl) and <1000ppm antimony compounds.
2. High Temperature Solder Exemption Applied, See EU Directive Annex 7a.

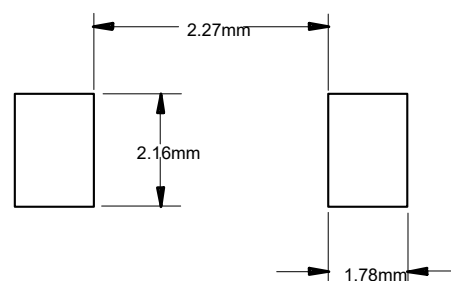
3 Amp Schottky Rectifier 20 to 100 Volts

SMA (DO-214AC)



DIM	INCHES		MM		NOTE
	MIN	MAX	MIN	MAX	
A	0.075	0.096	1.90	2.44	
B	0.050	0.064	1.27	1.63	
C	0.002	0.008	0.051	0.203	
D	---	0.020	---	0.51	
E	0.030	0.060	0.76	1.52	
F	0.065	0.091	1.65	2.32	
G	0.189	0.220	4.80	5.59	
H	0.157	0.187	4.00	4.75	
J	0.090	0.115	2.25	2.92	

SUGGESTED SOLDER PAD LAYOUT



Curve Characteristics

Fig. 1 - Forward Current Derating Curve

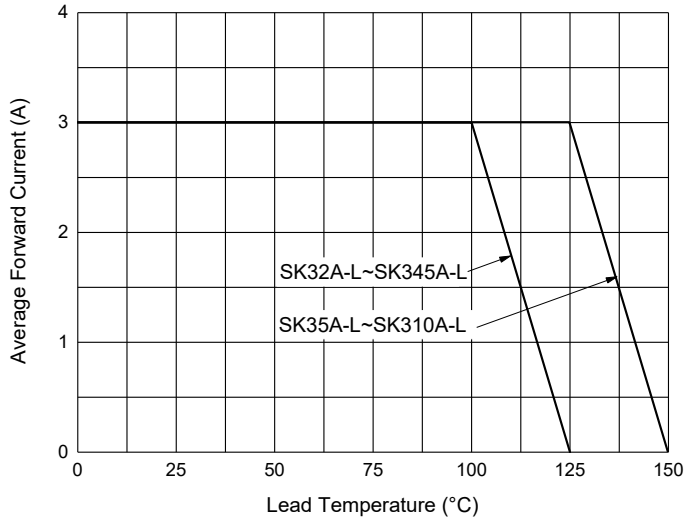


Fig. 2 - Maximum Non-Repetitive Peak Forward Surge Current

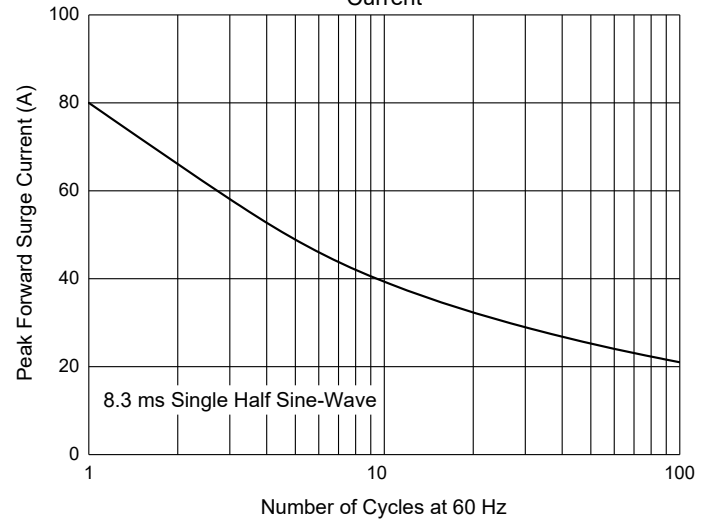


Fig. 3 - Typical Instantaneous Forward Characteristics

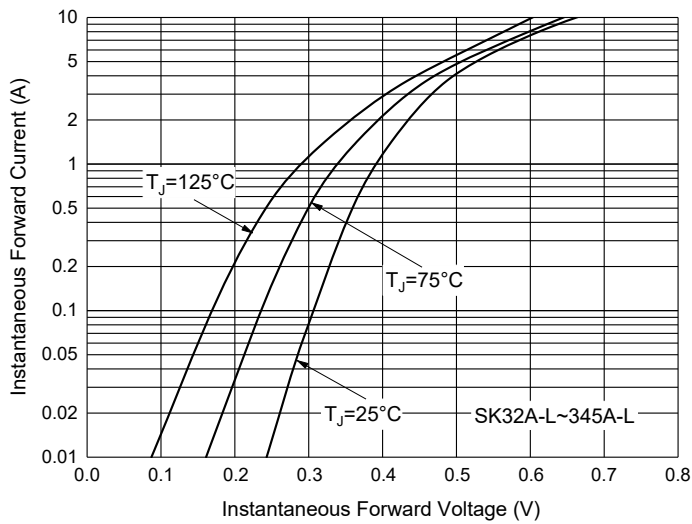


Fig. 4 - Typical Instantaneous Forward Characteristics

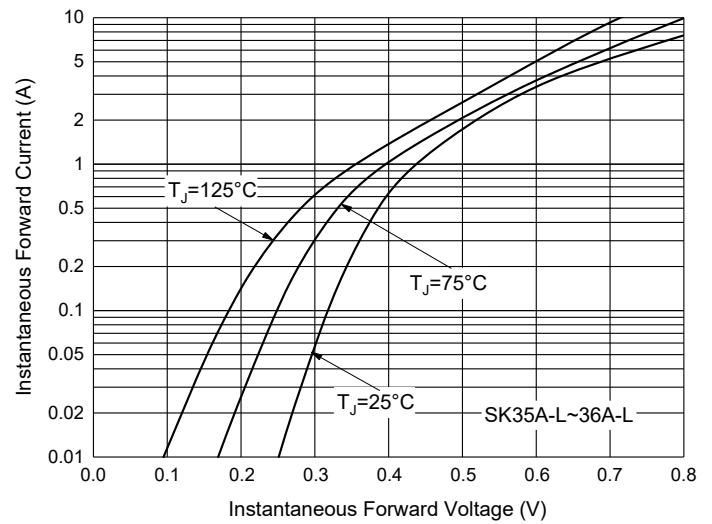


Fig. 5 - Typical Instantaneous Forward Characteristics

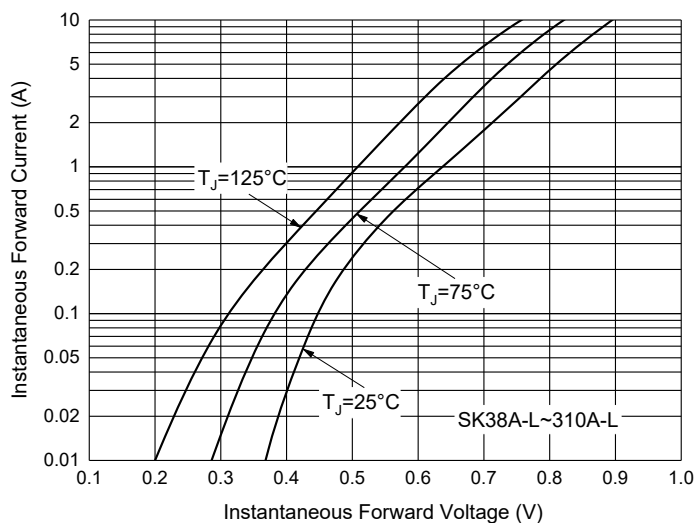
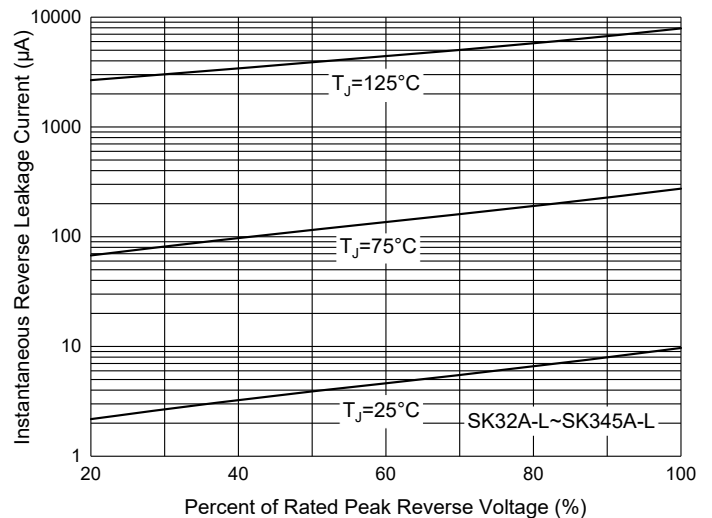


Fig. 6 - Typical Reverse Leakage Characteristics



Curve Characteristics

Fig. 7 - Typical Reverse Leakage Characteristics

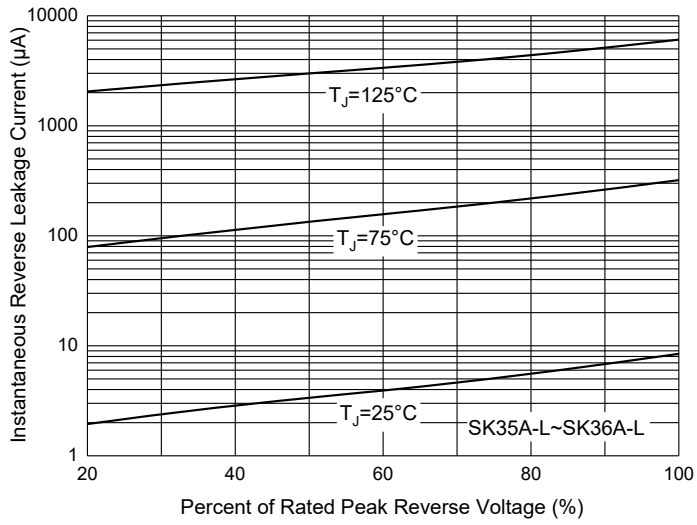
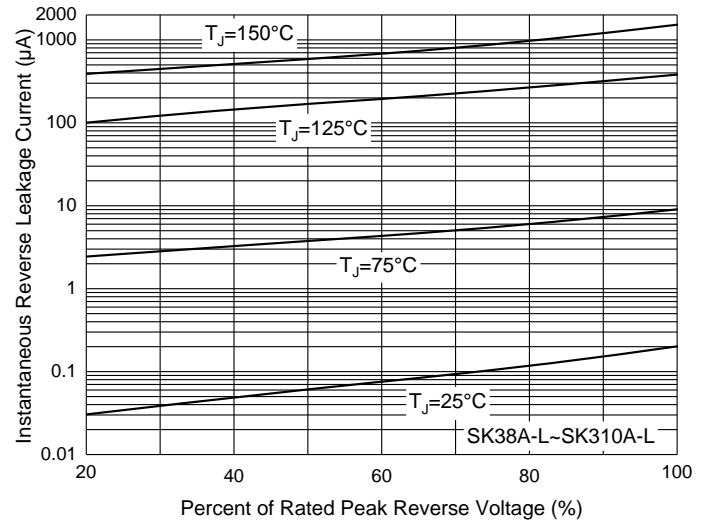


Fig. 8 - Typical Reverse Leakage Characteristics



Ordering Information

Device	Packing
SK32A-LTP~SK310A-LTP	Tape&Reel: 5Kpcs/Reel

IMPORTANT NOTICE

Micro Commercial Components Corp. reserves the right to make changes without further notice to any product herein to make corrections, modifications, enhancements, improvements, or other changes. **Micro Commercial Components Corp.** does not assume any liability arising out of the application or use of any product described herein; neither does it convey any license under its patent rights, nor the rights of others. The user of products in such applications shall assume all risks of such use and will agree to hold **Micro Commercial Components Corp.** and all the companies whose products are represented on our website, harmless against all damages. **Micro Commercial Components Corp.** products are sold subject to the general terms and conditions of commercial sale, as published at <https://www.mccsemi.com/Home/TermsAndConditions>.

LIFE SUPPORT

MCC's products are not authorized for use as critical components in life support devices or systems without the express written approval of Micro Commercial Components Corporation.

CUSTOMER AWARENESS

Counterfeiting of semiconductor parts is a growing problem in the industry. Micro Commercial Components (MCC) is taking strong measures to protect ourselves and our customers from the proliferation of counterfeit parts. MCC strongly encourages customers to purchase MCC parts either directly from MCC or from Authorized MCC Distributors who are listed by country on our web page cited below. Products customers buy either from MCC directly or from Authorized MCC Distributors are genuine parts, have full traceability, meet MCC's quality standards for handling and storage. **MCC will not provide any warranty coverage or other assistance for parts bought from Unauthorized Sources.** MCC is committed to combat this global problem and encourage our customers to do their part in stopping this practice by buying direct or from authorized distributors.

单击下面可查看定价，库存，交付和生命周期等信息

[>>MCC\(美微科\)](#)