

Features

- 5.1 thru 200 Volt Voltage Range
- Glass Passivated Junction
- Surface Mount Application
- Halogen Free. "Green" Device (Note 1)
- Moisture Sensitivity Level 1
- Epoxy Meets UL 94 V-0 Flammability Rating
- Lead Free Finish/RoHS Compliant (Note 2) ("P" Suffix Designates Compliant. See Ordering Information)

Maximum Ratings

- Operating Junction Temperature Range: -55°C to +150°C
- Storage Temperature Range: -55°C to +150°C

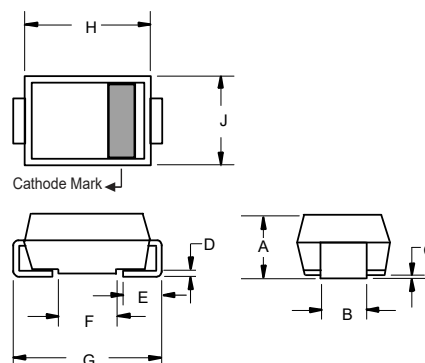
Parameter	Symbol	Rating	Conditions
Steady State Power Dissipation	P_D	1.5W	Note 3
Maximum Forward Voltage	V_F	1.5V	$I_F=200mA$

Note:

1. Halogen free "Green" products are defined as those which contain <900ppm bromine, <900ppm chlorine (<1500ppm total Br + Cl) and <1000ppm antimony compounds.
2. High Temperature Solder Exemption Applied, See EU Directive Annex 7a.
3. Mounted On 5.0mm² (1oz Thick) Land Areas. Lead Temperature at $T_L=75^\circ C$.

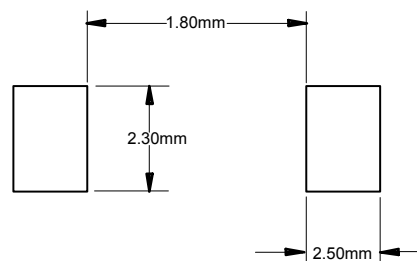
1.5 Watt Surface Mount Silicon Zener Diodes 5.1V to 200V

SMB (DO-214AA) (LEAD FRAME)



DIM	INCHES		MM		NOTE
	MIN	MAX	MIN	MAX	
A	0.079	0.103	2.00	2.62	
B	0.075	0.087	1.91	2.21	
C	0.002	0.008	0.05	0.20	
D	0.006	0.012	0.15	0.31	
E	0.030	0.060	0.76	1.52	
F	0.065	0.091	1.65	2.32	
G	0.200	0.220	5.08	5.59	
H	0.160	0.191	4.06	4.85	
J	0.130	0.155	3.30	3.94	

Suggested Solder Pad Layout



Electrical Characteristics @ 25°C Unless Otherwise Specified

MCC Part Number	Zener Voltage ⁽⁴⁾	Test Current	Maximum Dynamic Impedance	Knee Current	Knee Impedance	Maximum Reverse Current	Reverse Voltage	Marking Code
	V _Z	I _{ZT}	Z _{ZT} @ I _{ZT}	I _{ZK}	Z _{Zk}	I _R	V _R	
	V	mA	Ω	mA	Ω	μA	V	
SMBJ5918B	5.1	73.5	4.0	1.0	350	5.0	2.0	918B
SMBJ5919B	5.6	66.9	2.0	1.0	250	5.0	3.0	919B
SMBJ5920B	6.2	60.5	2.0	1.0	200	5.0	4.0	920B
SMBJ5921B	6.8	55.1	2.5	1.0	200	5.0	5.2	921B
SMBJ5922B	7.5	50.0	3.0	0.5	400	5.0	6.0	922B
SMBJ5923B	8.2	45.7	3.5	0.5	400	5.0	6.5	923B
SMBJ5924B	9.1	41.2	4.0	0.5	500	5.0	7.0	924B
SMBJ5925B	10	37.5	4.5	0.25	500	5.0	8.0	925B
SMBJ5926B	11	34.1	5.5	0.25	550	1.0	8.4	926B
SMBJ5927B	12	31.2	6.5	0.25	550	1.0	9.1	927B
SMBJ5928B	13	28.8	7.0	0.25	550	1.0	9.9	928B
SMBJ5929B	15	25.0	9.0	0.25	600	1.0	11.4	929B
SMBJ5930B	16	23.4	10.0	0.25	600	1.0	12.2	930B
SMBJ5931B	18	20.8	12.0	0.25	650	1.0	13.7	931B
SMBJ5932B	20	18.7	14.0	0.25	650	1.0	15.2	932B
SMBJ5933B	22	17.0	17.5	0.25	650	1.0	16.7	933B
SMBJ5934B	24	15.6	19.0	0.25	700	1.0	18.2	934B
SMBJ5935B	27	13.9	23.0	0.25	700	1.0	20.6	935B
SMBJ5936B	30	12.5	28.0	0.25	750	1.0	22.8	936B
SMBJ5937B	33	11.4	33.0	0.25	800	1.0	25.1	937B
SMBJ5938B	36	10.4	38.0	0.25	850	1.0	27.4	938B
SMBJ5939B	39	9.6	45.0	0.25	900	1.0	29.7	939B
SMBJ5940B	43	8.7	53.0	0.25	950	1.0	32.7	940B
SMBJ5941B	47	8.0	67.0	0.25	1000	1.0	35.8	941B
SMBJ5942B	51	7.3	70.0	0.25	1100	1.0	38.8	942B
SMBJ5943B	56	6.7	86.0	0.25	1300	1.0	42.6	943B
SMBJ5944B	62	6.0	100	0.25	1500	1.0	47.1	944B
SMBJ5945B	68	5.5	120	0.25	1700	1.0	51.2	945B
SMBJ5946B	75	5.0	140	0.25	2000	1.0	56.0	946B
SMBJ5947B	82	4.6	160	0.25	2500	1.0	62.2	947B
SMBJ5948B	91	4.1	200	0.25	3000	1.0	69.2	948B
SMBJ5949B	100	3.7	250	0.25	3100	1.0	76.0	949B
SMBJ5950B	110	3.4	300	0.25	4000	1.0	83.6	950B
SMBJ5951B	120	3.1	380	0.25	4500	1.0	91.2	951B
SMBJ5952B	130	2.9	450	0.25	5000	1.0	98.8	952B
SMBJ5953B	150	2.5	600	0.25	6000	1.0	114	953B
SMBJ5954B	160	2.3	700	0.25	6500	1.0	121.6	954B
SMBJ5955B	180	2.1	900	0.25	7000	1.0	136.8	955B
SMBJ5956B	200	1.9	1200	0.25	8000	1.0	152	956B

Note : 4. TOLERANCE AND VOLTAGE DESIGNATION - The type numbers listed indicate a tolerance of +/-5%

Curve Characteristics

Fig. 1 - Power Derating Curve

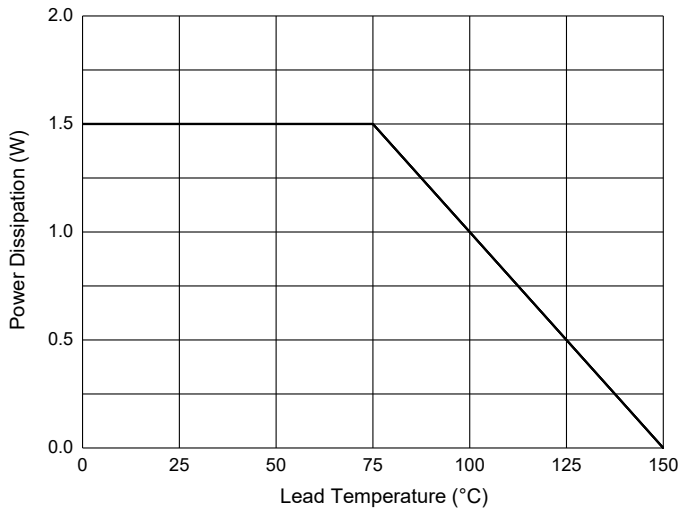


Fig. 2 - Typical Zener Breakdown Characteristics

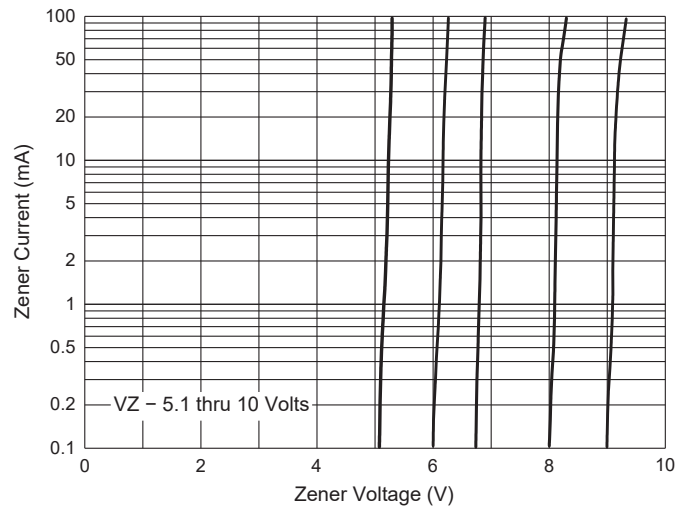
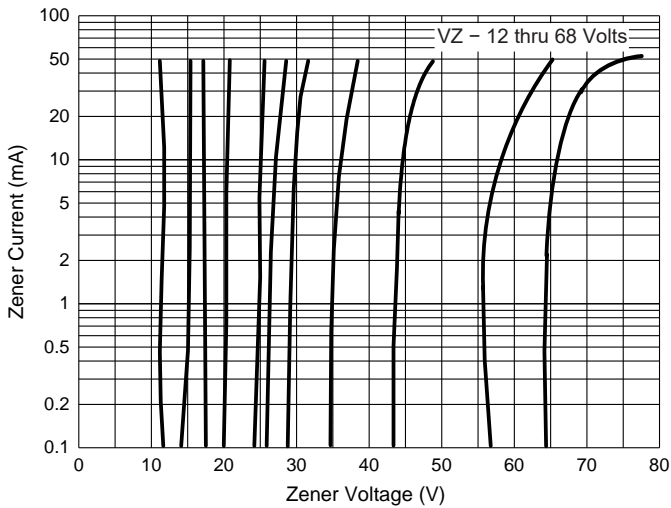


Fig. 3 - Typical Zener Breakdown Characteristics



Ordering Information

Device	Packing
Part Number-TP	Tape&Reel:3Kpcs/Reel

IMPORTANT NOTICE

Micro Commercial Components Corp. reserves the right to make changes without further notice to any product herein to make corrections, modifications, enhancements, improvements, or other changes. **Micro Commercial Components Corp.** does not assume any liability arising out of the application or use of any product described herein; neither does it convey any license under its patent rights, nor the rights of others. The user of products in such applications shall assume all risks of such use and will agree to hold **Micro Commercial Components Corp.** and all the companies whose products are represented on our website, harmless against all damages. **Micro Commercial Components Corp.** products are sold subject to the general terms and conditions of commercial sale, as published at <https://www.mccsemi.com/Home/TermsAndConditions>.

LIFE SUPPORT

MCC's products are not authorized for use as critical components in life support devices or systems without the express written approval of Micro Commercial Components Corporation.

CUSTOMER AWARENESS

Counterfeiting of semiconductor parts is a growing problem in the industry. Micro Commercial Components (MCC) is taking strong measures to protect ourselves and our customers from the proliferation of counterfeit parts. MCC strongly encourages customers to purchase MCC parts either directly from MCC or from Authorized MCC Distributors who are listed by country on our web page cited below. Products customers buy either from MCC directly or from Authorized MCC Distributors are genuine parts, have full traceability, meet MCC's quality standards for handling and storage. **MCC will not provide any warranty coverage or other assistance for parts bought from Unauthorized Sources.** MCC is committed to combat this global problem and encourage our customers to do their part in stopping this practice by buying direct or from authorized distributors.

单击下面可查看定价，库存，交付和生命周期等信息

[>>MCC\(美微科\)](#)