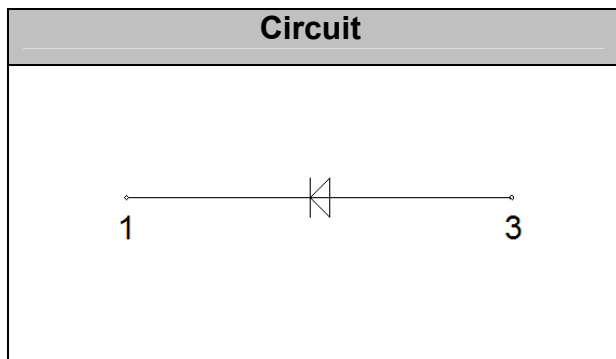


Features

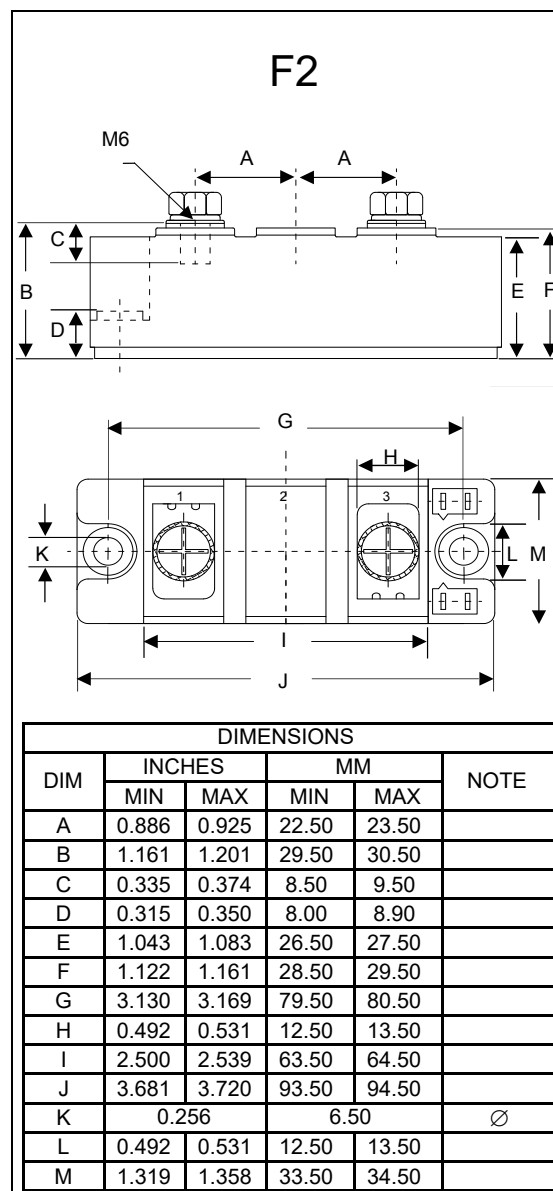
- Lead Free Finish/RoHS Compliant (NOTE 1)("P" Suffix designates RoHS Compliant. See ordering information)
- Soft Reverse Recovery Characteristics
- Ultrafast Reverse Recovery Time
- Low Reverse Recovery Loss
- Low Forward Voltage
- High Surge Current Capability
- Low Inductance Package

Applications

- Inversion Welder
- Uninterruptible Power Supply (UPS)
- Plating Power Supply
- Ultrasonic Cleaner and Welder
- Power Factor Correction (PFC) Circuit
- Converter & Chopper



**100 Amp
FRED Modules
1200 Volts**



Maximum Ratings

Symbol	Conditions	Values	Units
V_R		1200	V
V_{RRM}		1200	V
$I_{F(AV)}$	$T_C=110^{\circ}\text{C}$, Per Diode	100	A
$I_{F(RMS)}$	$T_C=110^{\circ}\text{C}$, Per Diode	140	A
I_{FSM}	1/2 Cycle, 50Hz, Sine	1100	A
	1/2 Cycle, 60Hz, Sine	1200	A
I^2t	$T_J=45^{\circ}\text{C}$, $t=10\text{ms}$, 50Hz, Sine	6050	A^2s
P_D		140	W
Visol	AC, $T_{on}=1\text{min}$	3000	V
T_J		-40 to +150	$^{\circ}\text{C}$
T_{STG}		-40 to +125	$^{\circ}\text{C}$
Torque	Recommended (M6)	4.5	N·m
Torque	Recommended (M6)	4.5	N·m
Weight		140	g

Thermal Characteristics

Symbol	Conditions	Values	Units
$R_{th(j-c)}$	Junction - to - Case	0.22	$^{\circ}\text{C}/\text{W}$

Electrical Characteristics

Symbol	Conditions	Values			Units
		Min.	Typ.	Max.	
I_{RM}	$V_R=1200\text{V}$	--	--	1	mA
	$V_R=1200\text{V}$, $T_J=125^{\circ}\text{C}$	--	--	5	mA
V_F	$I_F=100\text{A}$	--	1.58	--	V
	$I_F=100\text{A}$, $T_J=125^{\circ}\text{C}$	--	1.35	--	V
trr	$I_F=1\text{A}$, $V_R=30\text{V}$, $di_F/dt=-200\text{A}/\mu\text{s}$	--	55	--	ns
trr	$V_R=600\text{V}$, $I_F=100\text{A}$, $di_F/dt=-200\text{A}/\mu\text{s}$, $T_J=25^{\circ}\text{C}$	--	135	--	ns
I_{RRM}		--	10	--	A
trr	$V_R=600\text{V}$, $I_F=100\text{A}$, $di_F/dt=-200\text{A}/\mu\text{s}$, $T_J=125^{\circ}\text{C}$	--	380	--	ns
I_{RRM}		--	21	--	A

Performance Curves

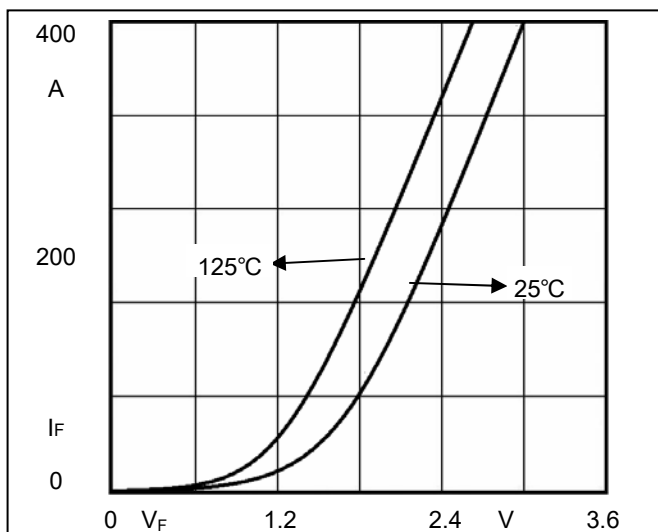


Fig1. Forward Voltage Drop vs Forward Current

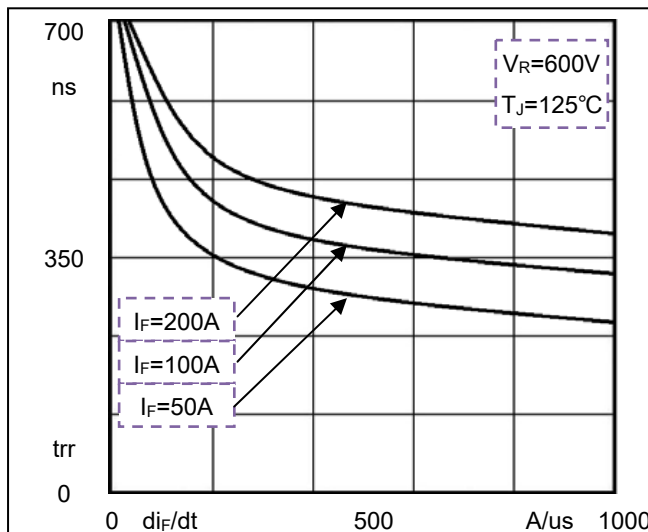


Fig2. Reverse Recovery Time vs di_F/dt

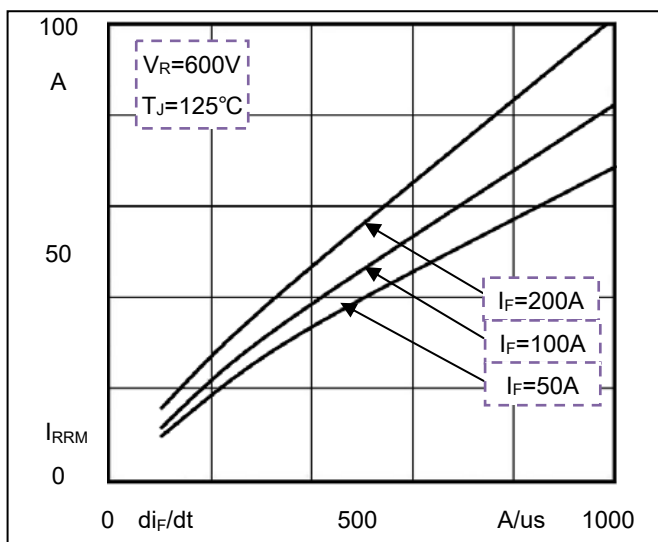


Fig3. Reverse Recovery Current vs di_F/dt

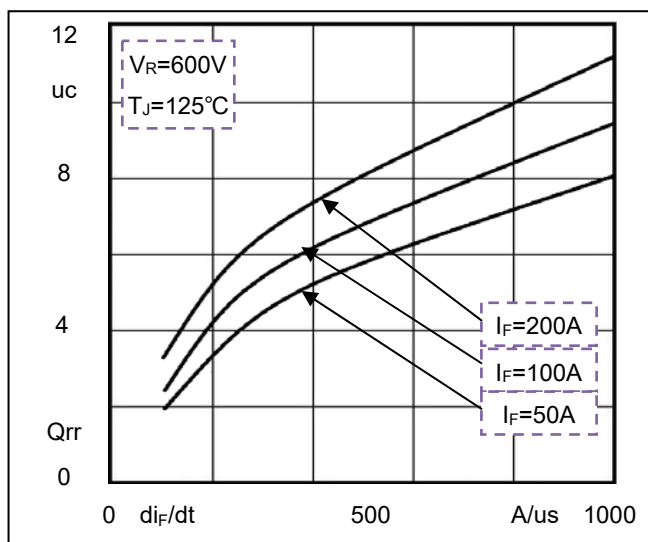


Fig4. Reverse Recovery Charge vs di_F/dt

Ordering Information

Device	Packing
Part Number-BP	Bulk: 8PCS/BOX ;80PCS/CTN

*****IMPORTANT NOTICE*****

Micro Commercial Components Corp. reserves the right to make changes without further notice to any product herein to make corrections, modifications, enhancements, improvements, or other changes. **Micro Commercial Components Corp.** does not assume any liability arising out of the application or use of any product described herein; neither does it convey any license under its patent rights, nor the rights of others. The user of products in such applications shall assume all risks of such use and will agree to hold **Micro Commercial Components Corp.** and all the companies whose products are represented on our website, harmless against all damages.

*****LIFE SUPPORT*****

MCC's products are not authorized for use as critical components in life support devices or systems without the express written approval of Micro Commercial Components Corporation.

*****CUSTOMER AWARENESS*****

Counterfeiting of semiconductor parts is a growing problem in the industry. Micro Commercial Components (MCC) is taking strong measures to protect ourselves and our customers from the proliferation of counterfeit parts. MCC strongly encourages customers to purchase MCC parts either directly from MCC or from Authorized MCC Distributors who are listed by country on our web page cited below. Products customers buy either from MCC directly or from Authorized MCC Distributors are genuine parts, have full traceability, meet MCC's quality standards for handling and storage. **MCC will not provide any warranty coverage or other assistance for parts bought from Unauthorized Sources.** MCC is committed to combat this global problem and encourage our customers to do their part in stopping this practice by buying direct or from authorized distributors.

单击下面可查看定价，库存，交付和生命周期等信息

[>>MCC\(美微科\)](#)