



1N5400 THRU 1N5408

Reverse Voltage - 50 to 1000 Volts Forward Current - 3.0 Ampere

GENERAL PURPOSE SILICON RECTIFIER

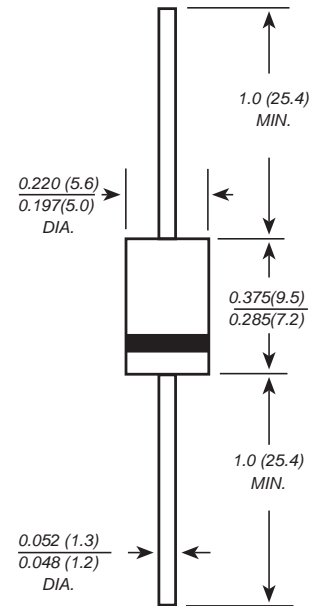
Features

- ◆ The plastic package carries Underwriters Laboratory Flammability Classification 94V-0
- ◆ Construction utilizes void-free molded plastic technique
- ◆ Low reverse leakage
- ◆ High forward surge current capability
- ◆ High temperature soldering guaranteed:
250°C/10 seconds, 0.375" (9.5mm) lead length, 5 lbs. (2.3kg) tension

Mechanical Data

Case : JEDEC DO-201AD Molded plastic body
Terminals : Solder plated, solderable per MIL-STD-750, Method 2026
Polarity : Polarity symbol marking on body
Mounting Position : Any
Weight : 0.04 ounce, 1.10 grams

DO-201AD



Dimensions in inches and (millimeters)

Maximum Ratings And Electrical Characteristics

Ratings at 25°C ambient temperature unless otherwise specified.

Single phase half-wave 60Hz, resistive or inductive load, for capacitive load current derate by 20%.

Parameter	SYMBOLS	1N	1N	1N	1N	1N	1N	1N	1N	1N	UNITS
		5400	5401	5402	5403	5404	5405	5406	5407	5408	
Marking Code		MDD 1N 5400	MDD 1N 5401	MDD 1N 5402	MDD 1N 5403	MDD 1N 5404	MDD 1N 5405	MDD 1N 5406	MDD 1N 5407	MDD 1N 5408	
Maximum repetitive peak reverse voltage	V _{RRM}	50	100	200	300	400	500	600	800	1000	V
Maximum RMS voltage	V _{RMS}	35	70	140	210	280	350	420	560	700	V
Maximum DC blocking voltage	V _{DC}	50	100	200	300	400	500	600	800	1000	V
Maximum average forward rectified current 0.375" (9.5mm) lead length at T _A =75°C	I _(AV)	3.0									A
Peak forward surge current 8.3ms single half sine-wave superimposed on rated load (JEDEC Method)	I _{FSM}	150.0									A
Maximum instantaneous forward voltage at 3.0A	V _F	1.2									V
Maximum DC reverse current at rated DC blocking voltage T _A =25°C T _A =100°C	I _R	5.0 100.0									μA
Typical junction capacitance (NOTE 1)	C _J	30.0									pF
Typical thermal resistance (NOTE 2)	R _{θJA}	20.0									°C/W
Operating junction and storage temperature range	T _J , T _{STG}	-65 to +150									°C

Note: 1. Measured at 1MHz and applied reverse voltage of 4.0V D.C.

2. Thermal resistance from junction to ambient at 0.375" (9.5mm) lead length, P.C.B. mounted

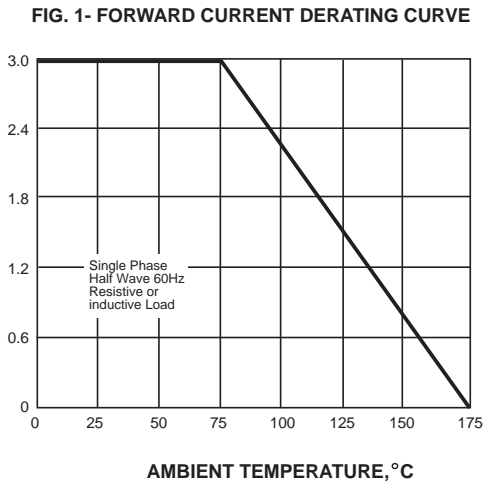


1N5400 THRU 1N5408

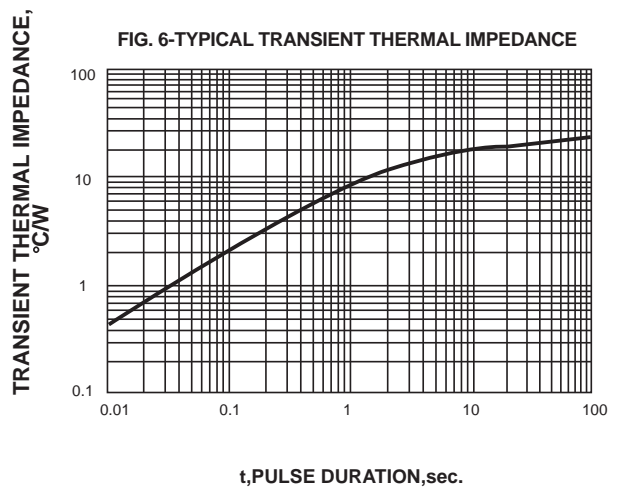
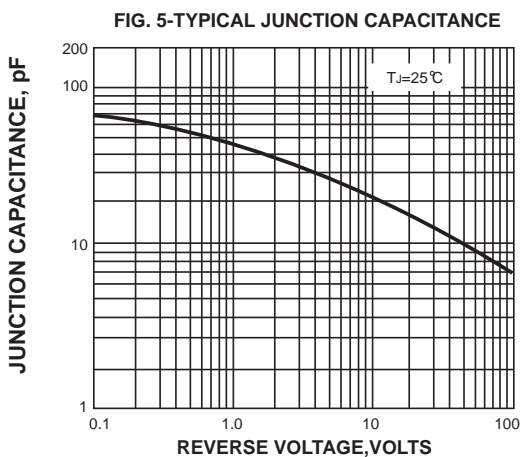
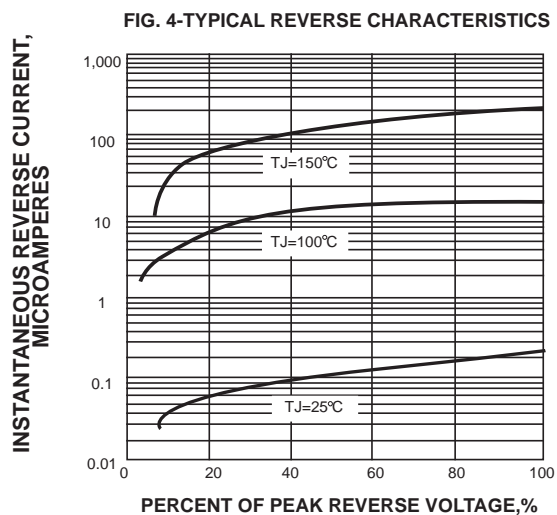
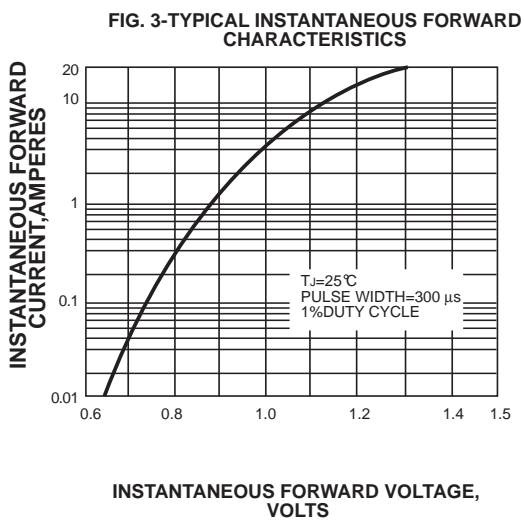
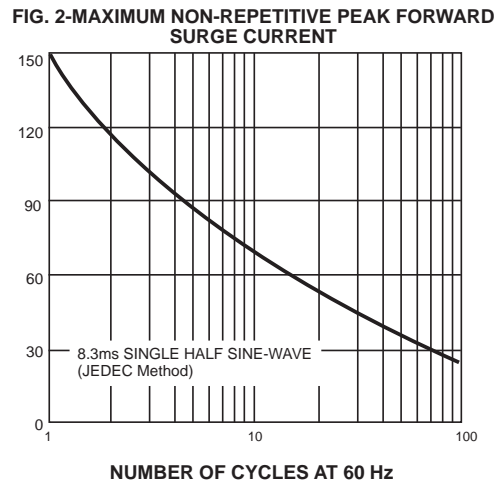
Reverse Voltage - 50 to 1000 Volts Forward Current - 3.0 Ampere

Ratings And Characteristic Curves

AVERAGE FORWARD RECTIFIED CURRENT, AMPERES



PEAK FORWARD SURGE CURRENT, AMPERES



The curve above is for reference only.

单击下面可查看定价，库存，交付和生命周期等信息

[>>MDD\(辰达行\)](#)