



# KBU25005 THRU KBU2510

Reverse Voltage - 50 to 1000 Volts Forward Current - 25.0 Amperes

## SILICON BRIDGE RECTIFIERS

### Features

- ◆ Ideal for printed circuit board
- ◆ Reliable low cost construction utilizing molded plastic technique
- ◆ Plastic material has U/L lammability classification 94V-0
- ◆ High temperature soldering guaranteed:  
260°C/10 seconds, 0.375" (9.5mm) lead length,  
5 lbs. (2.3kg) tension

### Mechanical Data

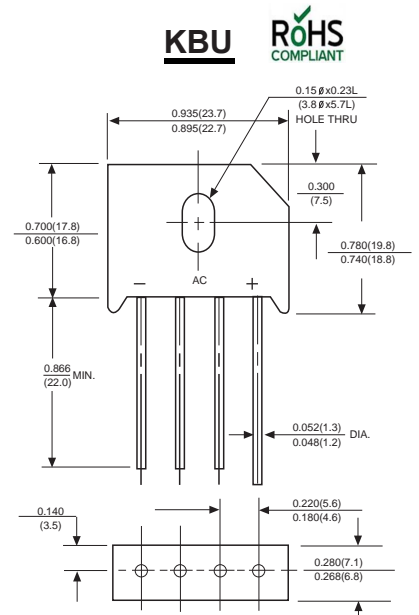
**Case :** JEDEC KBU Molded plastic body

**Terminals :** Solder plated, solderable per MIL-STD-750, Method 2026

**Polarity :** Polarity symbol marking on body

**Mounting Position :** Any

**Weight :** 0.27ounce, 7.59grams



Dimensions in inches and (millimeters)

### Maximum Ratings And Electrical Characteristics

Ratings at 25°C ambient temperature unless otherwise specified.

Single phase half-wave 60Hz, resistive or inductive load, for capacitive load current derate by 20%.

Parameter	SYMBOLS	KBU 25005	KBU 2501	KBU 2502	KBU 2504	KBU 2506	KBU 2508	KBU 2510	UNITS
		MDD KBU 25005	MDD KBU 2501	MDD KBU 2502	MDD KBU 2504	MDD KBU 2506	MDD KBU 2508	MDD KBU 2510	
Maximum repetitive peak reverse voltage	$V_{RRM}$	50	100	200	400	600	800	1000	V
Maximum RMS voltage	$V_{RMS}$	35	70	140	280	420	560	700	V
Maximum DC blocking voltage	$V_{DC}$	50	100	200	400	600	800	1000	V
Maximum average forward (with heatsink NOTE 2) Rectified current @ $T_c=100^\circ\text{C}$ (without heatsink)	$I_{AV}$	25.0							A
Peak forward surge current 8.3ms single half sine-wave superimposed on rated load (JEDEC Method)	$I_{FSM}$	400.0							A
Maximum forward voltage at 12.5A DC	$V_F$	1.0							V
Maximum DC reverse current at rated DC blocking voltage $T_A=25^\circ\text{C}$ $T_A=125^\circ\text{C}$	$I_R$	10							$\mu\text{A}$
		0.5							mA
Operating junction temperature range	$T_J$	-55 to +150							$^\circ\text{C}$
storage temperature range	$T_{STG}$	-55 to +150							$^\circ\text{C}$

NOTES:

1. Device mounted on 100mm\*100mm\*1.6mm Cu plate heatsink



# KBU25005 THRU KBU2510

Reverse Voltage - 50 to 1000 Volts Forward Current - 25.0 Amperes

## Ratings And Characteristic Curves

FIG.1-MAXIMUM FORWARD SURGE CURRENT

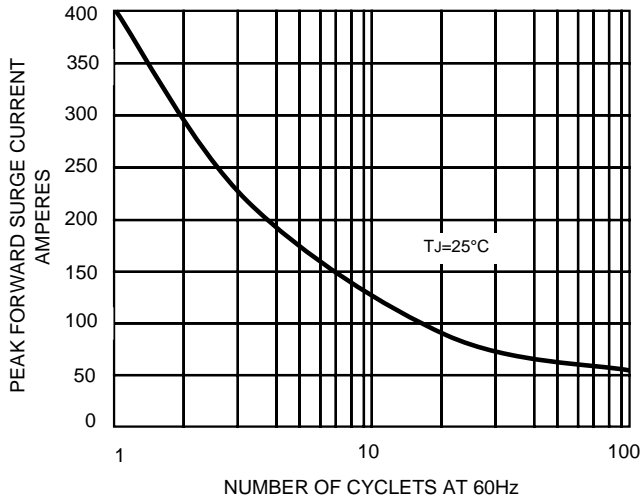


FIG. 2 – DERATING CURVE OUTPUT RECTIFIED CURRENT

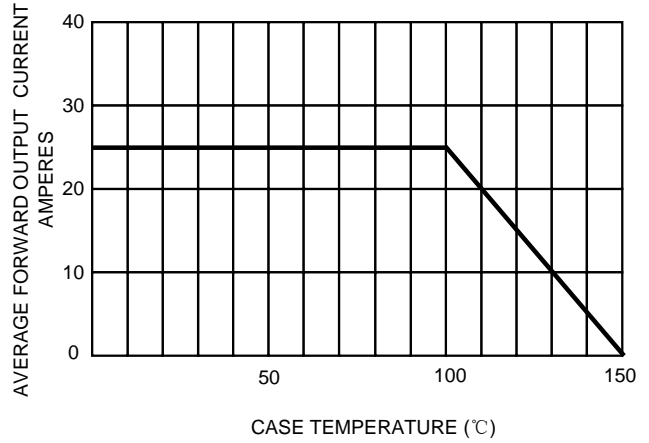


FIG.3- TYPICAL FORWARD CHARACTERISTICS

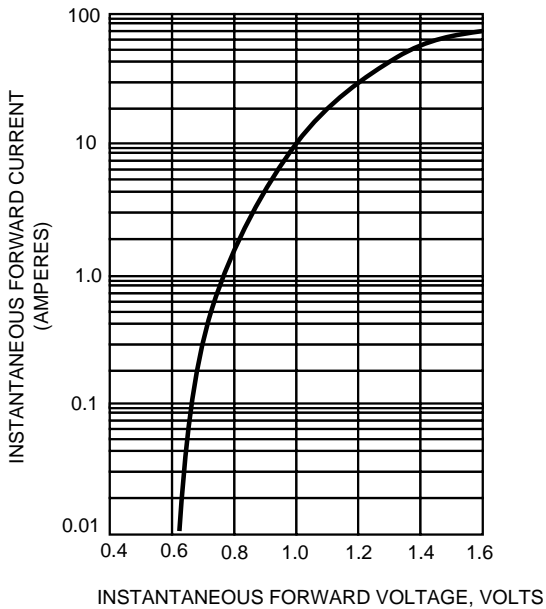
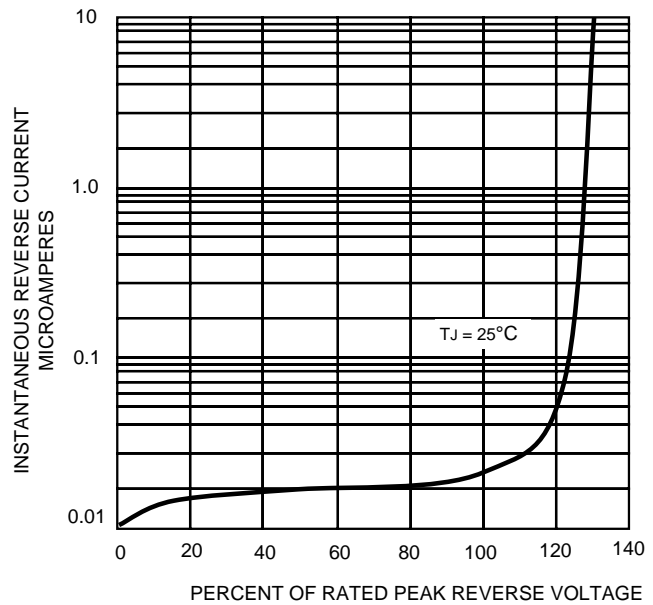


FIG.4- TYPICAL REVERSE CHARACTERISTICS



The curve above is for reference only.

单击下面可查看定价，库存，交付和生命周期等信息

[>>MDD\(辰达行\)](#)