

Features

- Halogen Free. "Green" Device (Note 1)
- AEC-Q101 Qualified
- Low Forward Voltage
- Epoxy Meets UL 94 V-0 Flammability Rating
- Moisture Sensitivity Level 1
- Lead Free Finish/Rohs Compliant ("P" Suffix Designates RoHS Compliant. See Ordering Information)

Maximum Ratings

- Operating Junction Temperature Range: -55°C to +125°C
- Storage Temperature Range: -55°C to +150°C
- Thermal Resistance: 500°C/W Junction to Ambient

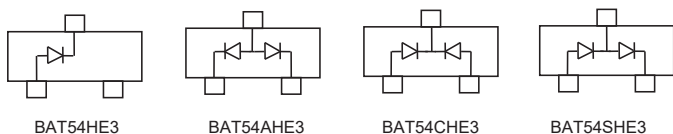
MCC Part Number	Device Marking	Maximum Recurrent Peak Reverse Voltage	Maximum Working Peak Reverse Voltage	Maximum DC Blocking Voltage
BAT54HE3	KL1	30V	30V	30V
BAT54AHE3	KL2	30V	30V	30V
BAT54CHE3	KL3	30V	30V	30V
BAT54SHE3	KL4	30V	30V	30V

Electrical Characteristics @ 25°C Unless Otherwise Specified

Average Forward Current	$I_{F(AV)}$	200mA	
Peak Forward Surge Current	I_{FSM}	600mA	t<1s
Power Dissipation	P_d	250mW	$T_A = 25^\circ C$
Maximum Instantaneous Forward Voltage	V_F	240mV 320mV 400mV 500mV 800mV	$I_F = 0.1mA$ $I_F = 1.0mA$ $I_F = 10mA$ $I_F = 30mA$ $I_F = 100mA$
Maximum DC Reverse Current At Rated DC Blocking Voltage	I_R	2µA	$V_R = 25V$
Maximum Junction Capacitance	C_J	10.0pF	Measured at 1.0MHz, $V_R = 1.0V$
Reverse Recovery Time	T_{rr}	5.0ns	$I_F = I_R = 10mA$; $I_{(REC)} = 1mA$

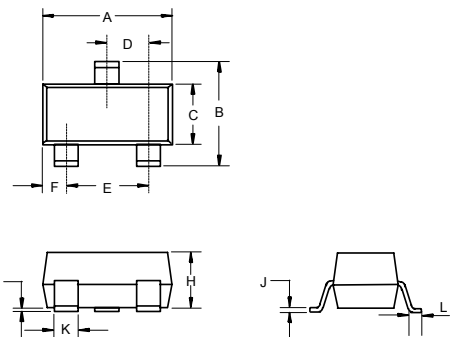
Note: 1. Halogen free "Green" products are defined as those which contain <900ppm bromine, <900ppm chlorine (<1500ppm total Br + Cl) and <1000ppm antimony compounds.

Internal Structure



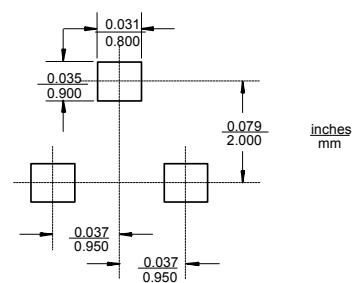
**250mW 30V
Schottky Barrier
Diode**

SOT-23



DIM	DIMENSIONS				NOTE
	INCHES		MM		
	MIN	MAX	MIN	MAX	
A	0.110	0.120	2.80	3.04	
B	0.083	0.104	2.10	2.64	
C	0.047	0.055	1.20	1.40	
D	0.034	0.041	0.85	1.05	
E	0.067	0.083	1.70	2.10	
F	0.018	0.024	0.45	0.60	
G	0.0004	0.006	0.01	0.15	
H	0.035	0.043	0.90	1.10	
J	0.003	0.007	0.08	0.18	
K	0.014	0.020	0.35	0.51	
L	0.007	0.020	0.20	0.50	

Suggested Solder Pad Layout



Curve Characteristics

Fig. 1 - Power Derating Curve

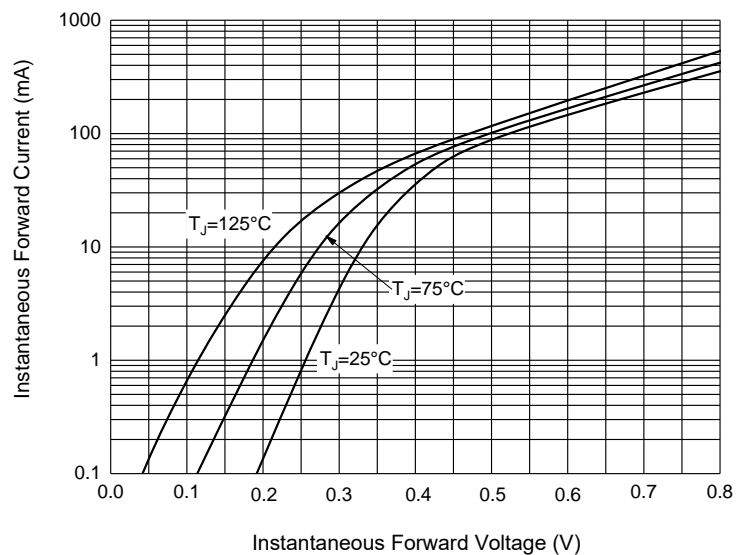
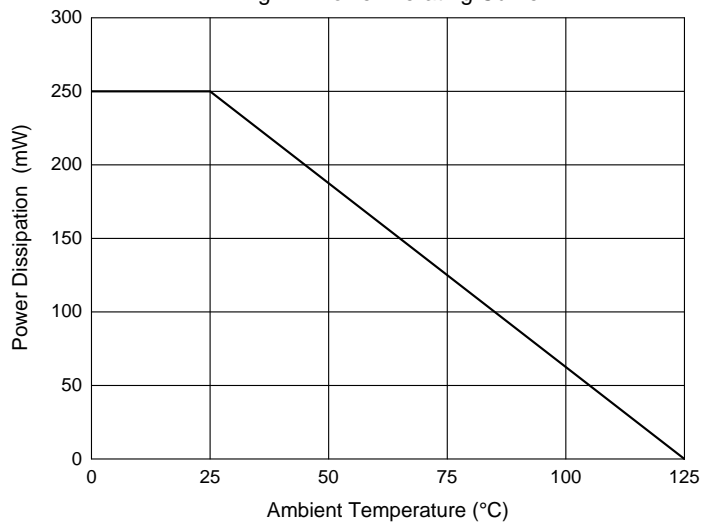
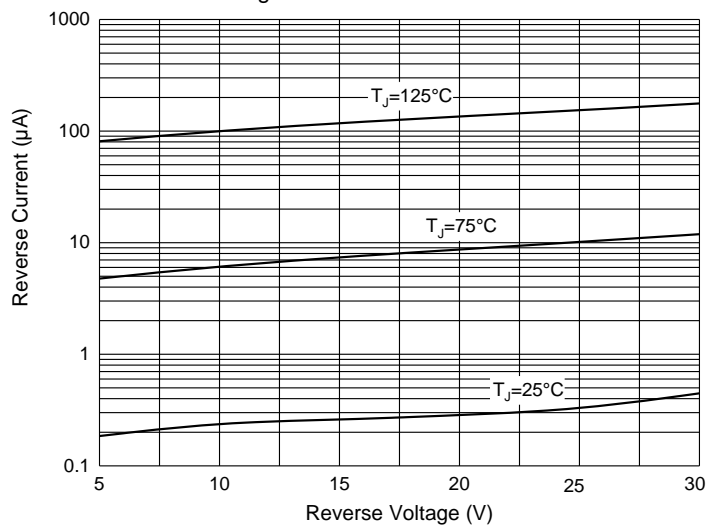


Fig. 3 - Reverse Characteristics



Ordering Information

Device	Packing
Part Number-TP	Tape&Reel: 3Kpcs/Reel

IMPORTANT NOTICE

Micro Commercial Components Corp. reserves the right to make changes without further notice to any product herein to make corrections, modifications, enhancements, improvements, or other changes. **Micro Commercial Components Corp.** does not assume any liability arising out of the application or use of any product described herein; neither does it convey any license under its patent rights, nor the rights of others. The user of products in such applications shall assume all risks of such use and will agree to hold **Micro Commercial Components Corp.** and all the companies whose products are represented on our website, harmless against all damages. **Micro Commercial Components Corp.** products are sold subject to the general terms and conditions of commercial sale, as published at <https://www.mccsemi.com/Home/TermsAndConditions>.

LIFE SUPPORT

MCC's products are not authorized for use as critical components in life support devices or systems without the express written approval of Micro Commercial Components Corporation.

CUSTOMER AWARENESS

Counterfeiting of semiconductor parts is a growing problem in the industry. Micro Commercial Components (MCC) is taking strong measures to protect ourselves and our customers from the proliferation of counterfeit parts. MCC strongly encourages customers to purchase MCC parts either directly from MCC or from Authorized MCC Distributors who are listed by country on our web page cited below. Products customers buy either from MCC directly or from Authorized MCC Distributors are genuine parts, have full traceability, meet MCC's quality standards for handling and storage. **MCC will not provide any warranty coverage or other assistance for parts bought from Unauthorized Sources.** MCC is committed to combat this global problem and encourage our customers to do their part in stopping this practice by buying direct or from authorized distributors.

单击下面可查看定价，库存，交付和生命周期等信息

[>>MICRO COMMERCIAL](#)