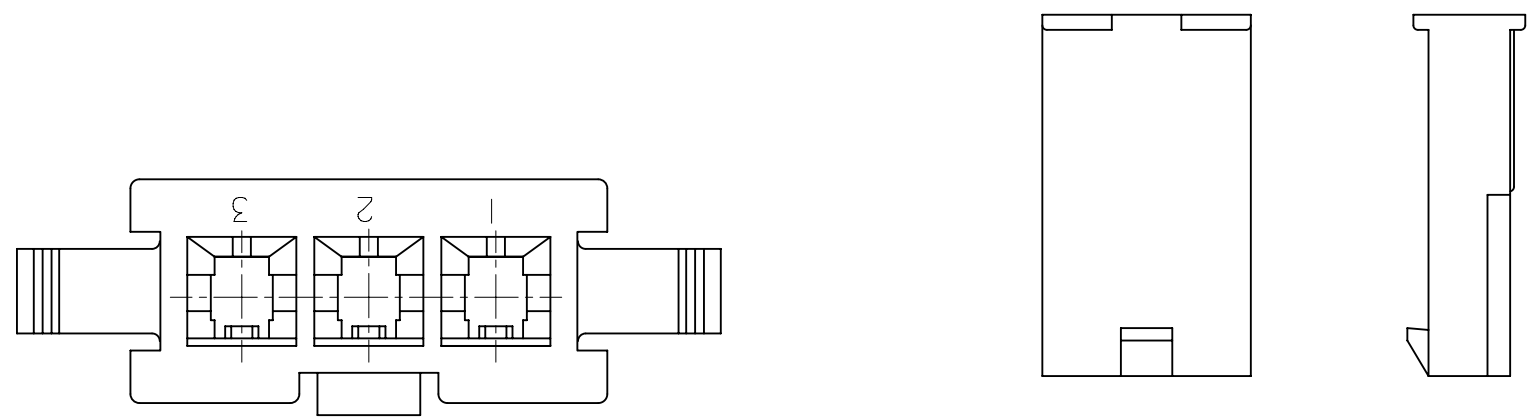
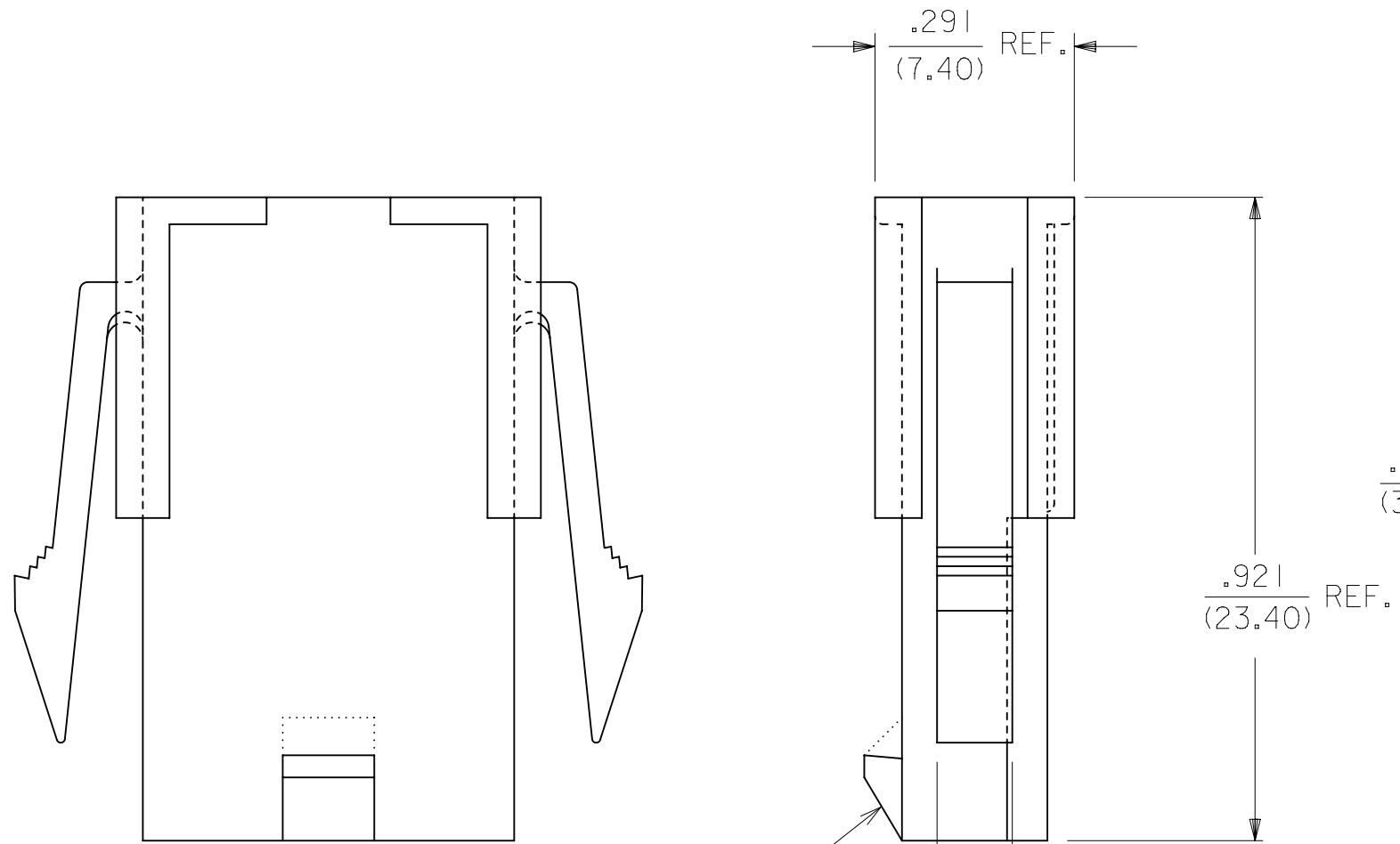
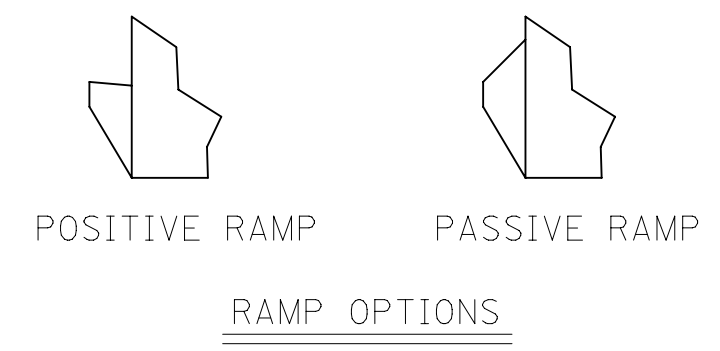


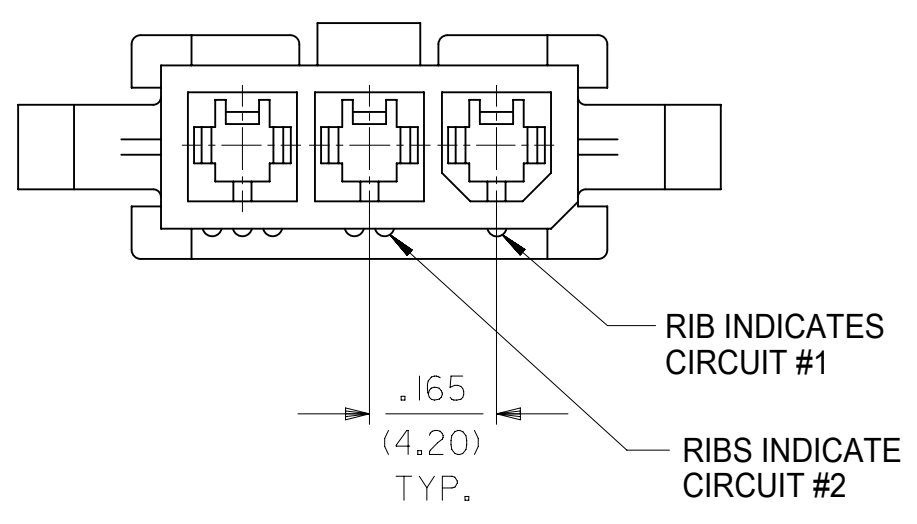
PART NO.	ENG. NO.	CKT. NO.	MOUNT OPTION	MAT'L.	RAMP OPTION
39-01-4032	5559-03P2	3	2	BLANK	POSITIVE
39-01-4033	5559-03P2-210	3	2	210	POSITIVE
46999-0291	5559-03P2-400	3	2	400	POSITIVE
39-01-4036	5559-03P3	3	3	BLANK	POSITIVE
39-01-4037	5559-03P3-210	3	3	210	POSITIVE
46999-0290	5559-03P3-400	3	3	400	POSITIVE
39-01-6030	5559-03P2-BL	3	2	BL	POSITIVE
39-01-6031	5559-03P3-BL	3	3	BL	POSITIVE
50-29-0088	5559-03P4	3	4	BLANK	PASSIVE
50-29-0089	5559-03P5	3	5	BLANK	PASSIVE
50-29-0091	5559-03P4-210	3	4	210	PASSIVE
50-29-0093	5559-03P4-BL	3	4	BL	PASSIVE
50-29-0094	5559-03P5-BL	3	5	BL	PASSIVE



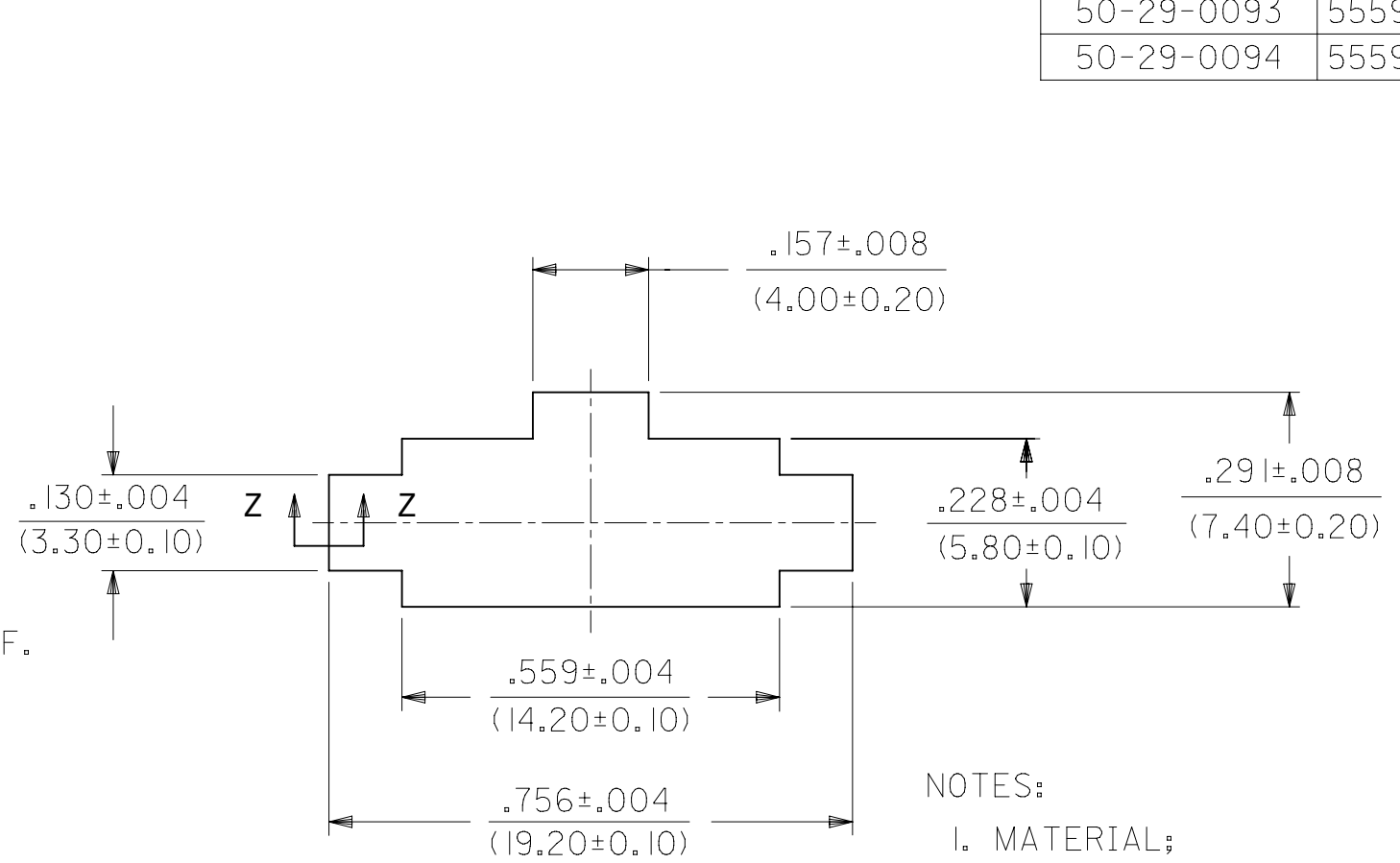
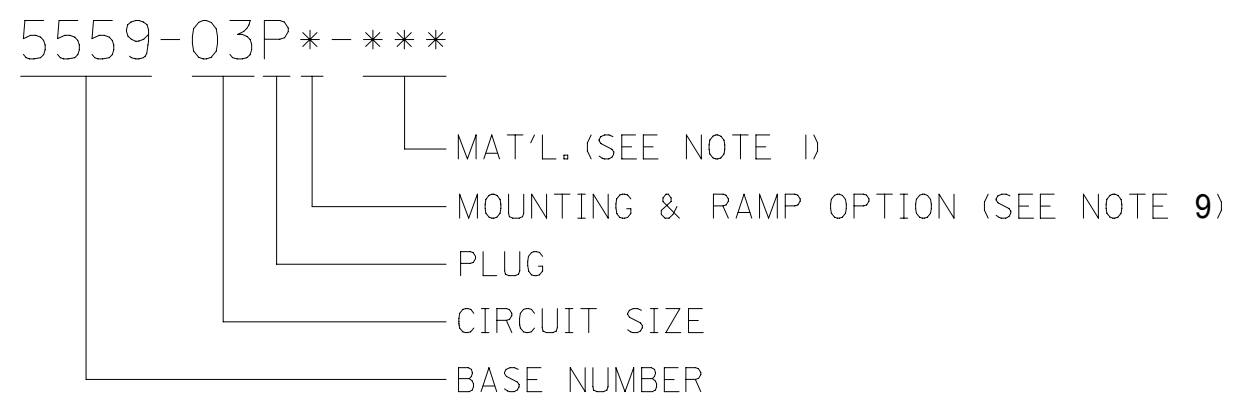
5559-03P3-***
WITHOUT MOUNTING EARS



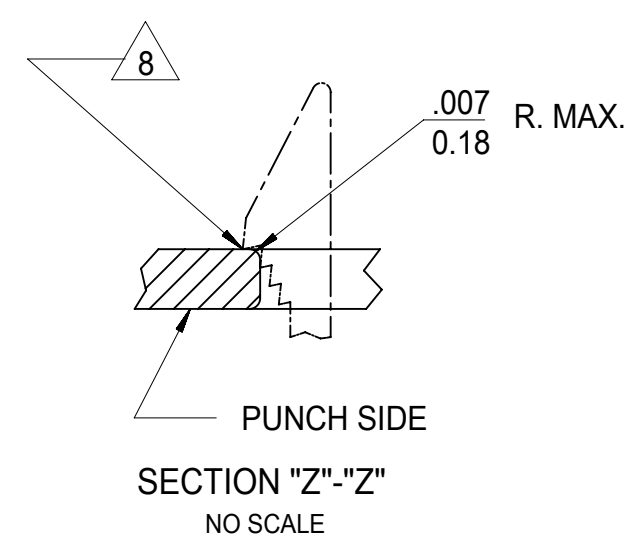
SEE RAMP OPTIONS



LEGEND



RECOMMENDED PANEL CUT-OUT
(SEE NOTES 7 & 8)



NOTES:

- MATERIAL;
BLANK=NYLON 6/6, UL 94V-2, COLOR: NATURAL.
210=NYLON 6/6, UL 94V-0, COLOR: NATURAL.
BL=NYLON 6/6, UL 94V-2, COLOR: BLACK.
400=NYLON 6/6, UL 94V-0, COLOR: BLACK
- FINISH: NOT APPLICABLE
- PRODUCT SPECIFICATION: PS-5556-001
- PACKAGING SPECIFICATION: PK-5559-003
- THIS PART MATES WITH RECEPTACLE NO 5557.
- THIS PART IS FOR USE WITH MOLEX MALE TERMINAL NO. 5558-*. THICK PANELS.
- PANEL MOUNT VERSION IS FOR USE WITH .031/.079/(0.80/2.00)
- PANEL SHOULD BE PUNCHED IN THE DIRECTION OF CONNECTOR INSERTION.
- MOUNTING & RAMP OPTION:
2 = WITH EARS, WITH POSITIVE RAMP
3 = WITHOUT EARS, WITH POSITIVE RAMP
4 = WITH EARS, WITH PASSIVE RAMP
5 = WITHOUT EARS, WITH PASSIVE RAMP
- PART IS NOT DESIGNED FOR CURRENT SHARING.
- CONNECTORS ARE NOT TO BE MATED OR UNMATED WHILE CIRCUITS ARE LIVE.
- WIRES ARE TO BE DRESSED IN SUCH A MANNER TO ALLOW THE TERMINALS TO FLOAT FREELY IN THE POCKET.
- PART CONFORMS TO CLASS "B" REQUIREMENTS OF COSMETIC SPECIFICATION PS-45499-002.

SYMBOLS		THIS DRAWING CONTAINS INFORMATION THAT IS PROPRIETARY TO MOLEX ELECTRONIC TECHNOLOGIES, LLC AND SHOULD NOT BE USED WITHOUT WRITTEN PERMISSION		CURRENT REV DESC: MIGRATE TO ECTR	
∇ = 0	IN/MM	SCALE	4:1		
∇ = 0	GENERAL TOLERANCES (UNLESS SPECIFIED)				
∇ = 0		MM	INCH		
∇ = 0	4 PLACES	±	±	EC NO: 172489	
∇ = 0	3 PLACES	±	± 0.01	DRWN: AZAHIROVIC 2018/01/12	
∇ = 0	2 PLACES	± 0.25	± 0.015	CHK'D: JBELL 2018/02/20	
∇ = 0	1 PLACE	± 0.38	±	APPR: FSMITH 2018/02/22	
∇ = 0	0 PLACES	±	±	INITIAL REVISION:	
∇ = 0	ANGULAR TOL	± 0.5°		DRWN: GEP 1990/07/11	
∇ = 0	DRAFT WHERE APPLICABLE MUST REMAIN WITHIN DIMENSIONS		THIRD ANGLE PROJECTION	DRAWING	SERIES
∇ = 0				C-SIZE	5559

molex			
MINI-FIT JR. SERIES, 3 CKT. PLUG.			
PRODUCT CUSTOMER DRAWING			
DOCUMENT NUMBER	DOC TYPE	DOC PART	REVISION
55590300-SD	PSD	000	A
MATERIAL NUMBER	CUSTOMER	SHEET NUMBER	
SEE CHART	GENERAL MARKET	1 OF 1	

单击下面可查看定价，库存，交付和生命周期等信息

[>>MOLEX](#)